



2016

MEDIA GUIDE



2016 SEASON SCHEDULE

PRESEASON

THU	AUGUST	11	BRONCOS	7:00PM	FOX
Thu	August	18	@ New England	7:00pm	FOX
SAT	AUGUST	27	CHIEFS	NOON	FOX
Thu	September	1	@ Cleveland	7:00pm	FOX

REGULAR SEASON

Sun	September	11	@ Houston	Noon	FOX
MON	SEPTEMBER	19	EAGLES	7:30PM	ESPN
Sun	September	25	@ Dallas	7:30pm	NBC
SUN	OCTOBER	2	LIONS	NOON	FOX
Sun	October	9	@ Indianapolis	Noon*	FOX
SUN	OCTOBER	16	JAGUARS	NOON*	CBS
Thu	October	20	@ Green Bay	7:25pm	CBS/NFLN
MON	OCTOBER	31	VIKINGS	7:30PM	ESPN
Sun	November	6	Bye		
Sun	November	13	@ Tampa Bay	Noon*	FOX
Sun	November	20	@ NY Giants	Noon*	FOX
SUN	NOVEMBER	27	TITANS	NOON*	CBS
SUN	DECEMBER	4	49ERS	NOON*	FOX
Sun	December	11	@ Detroit	Noon*	FOX
SUN	DECEMBER	18	PACKERS	NOON*	FOX
SAT	DECEMBER	24	REDSKINS	NOON*	FOX
Sun	January	1	@ Minnesota	Noon*	FOX

All games Central Time, **HOME GAMES IN CAPS AND BOLD**

* Game dates and times subject to change

For ticket information **ChicagoBears.com** or **847.615.BEAR**

THE STAFF

Table of Contents.....	1
Board of Directors	2
Staff Directory	3-5
Chairman George H. McCaskey.....	6
President & CEO Ted Phillips.....	7-8
General Manager Ryan Pace.....	9-10
Coaching Staff.....	11-33
Fox, John.....	11-14
Fangio, Vic.....	15-16
Loggains, Dowell.....	17
Rodgers, Jeff.....	18
Desai, Sean.....	19
Donatelli, Ed.....	20
Drayton, Stan.....	21
Garnes, Sam.....	22
Hightower, Richard.....	23
Hurt, Clint.....	24
Johnson, Curtis.....	25
Magazu, Dave.....	26-27
McDaniels, Ben.....	28
Pires, Glenn.....	29
Ragone, Dave.....	30
Rodgers, Jay.....	31
Smith, Frank.....	32
Wilkerson, Ben.....	33
Football & Personnel Staff.....	34-39
Gibson, Jenn.....	34
George, Jason.....	34-35
Perry, Rick.....	35
Ngo, Pierre.....	35
Lucas, Josh.....	36
Sadowski, Mark.....	36
Kelly, Champ.....	37
Laine, Joseph.....	37-38
Breske, Nate.....	38
Butler, Jerry.....	38
Medlin, Tony.....	39
Office Staff.....	40-48

THE PLAYERS

Acho, Sam.....	50-52
Amos, Adrian.....	53
Anderson, Jonathan.....	54
Becton, Nick.....	55
Bellamy, Josh.....	56-57
Bolden, Omar.....	58-59
Brewer, Aaron.....	60
Callahan, Bryce.....	61
Carey, Ka'Deem.....	62-63
Chandler, Nate.....	64
Cutler, Jay.....	65-70
Fales, David.....	71
Ferguson, Ego.....	72-73
Freeman, Jerrell.....	74-75
Fuller, Kyle.....	76-77
Goldman, Eddie.....	78
Gould, Robbie.....	79-83
Grasu, Hroniss.....	84
Hicks, Akiem.....	85-86
Housler, Rob.....	87-88
Houston, Lamarr.....	89-90
Hoyer, Brian.....	91-93
Hurst, Demontre.....	94
Jeffery, Alshon.....	95-96
Jones, Christian.....	97-98
Jones-Quartey, Harold.....	99
Langford, Jeremy.....	100-101
Larsen, Ted.....	102
Lee, Khari.....	103
Leno, Charles.....	104
Long, Kyle.....	105
Mariani, Marc.....	106-108
Massie, Bobby.....	109
McManis, Sherrick.....	110-111
McPhee, Pernell.....	112-114
Meredith, Cameron.....	115
Miller, Zach.....	116-117
Moeaki, Tony.....	118-119
O'Donnell, Pat.....	120-121
Porter, Tracy.....	122-124
Prosinski, Chris.....	125-126
Rodgers, Jacquizz.....	127-129
Royal, Eddie.....	130-134
Sutton, Will.....	135
Thompson, Deonte.....	136-137
Timu, John.....	138
Trevathan, Danny.....	139-140
Unrein, Mitch.....	141-142
Washington, Cornelius.....	143
White, Kevin.....	144
Wilson, Marquess.....	145-146
Young, Willie.....	147-149
Players with Pro Experience.....	150-156
2016 Draftees	
Floyd, Leonard.....	158
Whitehair, Cody.....	159
Bullard, Jonathan.....	160

Kwiatkowski, Nick.....	161
Bush, Deon.....	162
Hall, Deiondre.....	163
Howard, Jordan.....	164
Houston-Carson, DeAndre.....	165
Braverman, Daniel.....	166
Undrafted Free Agents.....	167-173
First-Year/Rookie Roster.....	174
Veteran Roster.....	175
How they got to the NFL/Chicago.....	176

2015 YEAR IN REVIEW

2015 Final Statistics.....	178-179
2015 Defense and Special Teams Stats.....	180
2015 Participation Chart.....	181-182
2015 Week-by-Week Leaders.....	182
2015 Individual Game Highs.....	183
2015 Starting Lineups.....	184
2015 Preseason Statistics.....	185
2015 Game Summaries.....	186-193
2015 NFL Standings.....	194

RECORDS

The Last Time.....	196-205
Individual Rookie Records.....	206-207
Individual Records.....	208-219
Opponent's Individual Records.....	220-222
Team Records-Offense.....	223-231
Team Records-Defense.....	232-239
Individual Postseason Records.....	240-243
Postseason Team Records-Offense.....	244-250
Postseason Team Records-Defense.....	251-252
Career Leaders.....	253-256

HISTORY

Bears Historical Highlights.....	258-262
Historical Biographies.....	263-264
Bears Hall of Famers.....	265-270
Attendance.....	271
Annual Scoring Leaders.....	272
Annual Rushing Leaders.....	273
Annual Passing Leaders.....	274-275
Highest Quarterback Ratings.....	275
Quarterbacks Starting Records.....	276-277
Annual Receiving Leaders.....	278-279
Annual Punt Return Leaders.....	280
Annual Kickoff Return Leaders.....	281
Annual Interception Leaders.....	282
Annual Punting Leaders.....	283
Annual Sacks Leaders.....	284
100-Yard Rushing Games.....	285-287
100-Yard Receiving Games.....	288-291
300-Yard Passing Games.....	292-293
All-Time First-Round Draft Picks.....	294-295
All-Time Bears Drafts.....	296-305
All-Time Bears Jersey Numbers.....	306-318
All-Time Bears Roster.....	319-334
Illinois High School Bears.....	335
Bears Military Service Honor Roll.....	336
All-Time Trades.....	337-342
All-Time Practice Squad.....	343-344
Practice Squad to 53-man Roster.....	345
All-Time Assistant Coaches.....	346-347
Preseason Results, Year-by-Year.....	348-353
Bears Postseason Results.....	354
Bears Playoff Game Summaries.....	355-378
All-Time Results, Year-by-Year.....	379-434
Team-by-Team Summary.....	435
Stadium Codes.....	436
Team-by-Team Series Records.....	437-449
Bears on Monday Night Football.....	450-451
Bears on Sunday Night Football.....	452
Bears on Thursday Night Football.....	453
Bears on Christmas Day.....	454
Bears on New Year's Day.....	454
Bears on Thanksgiving Day.....	454
Bears Record in Overtime.....	454-455
Bears First-Team All-Pros.....	456
Bears in the Pro Bowl.....	457-459
Walter Payton Man of the Year Award.....	460
Brian Piccolo Award.....	461
Ed Block Courage Award.....	462

ADDITIONAL INFORMATION

Soldier Field.....	464-468
Parking & Seating Charts.....	469
Halas Hall.....	470-471
Staley.....	472
Training Camp Information.....	473
Media Information.....	474
Bears Radio.....	475
Chicago Bears Broadcasting.....	476-477
Bears Care.....	479
Community Relations.....	480-481
NFL Public Relations Directory.....	482
2016-17 NFL Calendar.....	482
2016 NFL Preseason Schedule.....	483
2016 NFL Regular Season Schedule.....	484-485

INFORMATION BOXES

Future Super Bowls.....	4
Bears Uniform.....	6
Aikman Efficiency Ratings.....	7
Directions to Halas Hall.....	8
General Managers, All-Time.....	9
Free Agent Signings.....	10
2015 Quarter-by-Quarter Scoring.....	16
Kickoff Weekend.....	17
2016 Road Opener.....	19
2016 Opponents.....	22
Bears in Primetime.....	23
Bears on the Road.....	24
Flex Scheduling.....	25
George Halas Statue.....	26
Tickets and Travel.....	27
2016 Opponent Quick Facts.....	28
Playoff Appearances.....	30
NFC North Standings, All-Time.....	32
Offensive Linemen Scores.....	33
Bears Share.....	34
Physicians.....	39
Homes of the Bears.....	46
Captains, Bears Team.....	52
Head Coaches, Bears All-Time.....	55
Hester, Devin; All-Time Return TDs.....	57
Opening-Day Rookie Starters.....	62
QB's Passing TD on First Postseason Attempt.....	64
1,000-Yard Receivers.....	70
Cutler's Comebacks.....	73
Kickoff Weekend Wins.....	77
Season Opener, at Houston.....	80
Gould Record, at Houston.....	83
Emmy Awards.....	87
Pro Bowl Appearances, Bears.....	98
Rookie Impact.....	101
Offensive Production.....	103
Defensive Turnaround.....	111
Come-From-Behind Wins.....	113
Sack Trio.....	114
Contract Expiration.....	115
Net Punt Average.....	121
Porter's PBUs.....	123
Blown Leads.....	126
Rookie Starters.....	134
Tackles, Year-by-Year Leaders.....	136
Rookie Starters Through the Years.....	137
Rookie QB Performances.....	144
Notable Bears First Three Years Tackle Totals.....	146
Air Miles for the 2016 Season.....	148
Draftees by School, Most.....	161
Pronunciation Guide.....	174
Field Goals Made, Robbie Gould.....	179
Injured Reserve.....	210
Shutouts.....	219
Longest Plays at Soldier Field.....	220
Longest Winning/Losing Streaks.....	221
1,000-Yard Rushing Seasons.....	222
Special Teams in the Rankings.....	231
Naming the Bears.....	250
Weather, Cold.....	262
Hall of Famers, Championship Team.....	266-269
Hall of Famers, by Franchise.....	270
Scoring Leader, 2015.....	272
QB Rating Formula.....	277
Weather, Windy City.....	284
Pro Bowl Selections, Most Individual.....	290
300-Yard Passing Games.....	292
Draftees, Most by College.....	295
Drafted Players, Most by Position.....	305
Takeaways/Giveaways.....	318
NFC Central Standings, All-Time.....	334
Illinois High School Bears Breakdown.....	336
College Accolades.....	342
Helmetless Player, Last.....	347
Playoff Record, Bears.....	354
Championship Leaders.....	383
Retired Numbers.....	384
Record, Bears by Stadium.....	385
Franchise Moves.....	386
Record, Bears vs. Extinct Franchises.....	436
Super Bowl TV Audiences.....	439
3000-Yard Passers.....	440
Wrigley Record.....	443
Bear Down, Chicago Bears.....	446
Sacks, Double Digits.....	447
International Games.....	448
Divisional Challenge.....	449
Monday Night Football Records, by team.....	451
Sunday Night Football Records, by team.....	453
Walter Payton Man of the Year Nominees.....	460
Piccolo Award Winners.....	461
Ed Block Courage Award Winners.....	462
Hall of Fame Partners.....	465
Ed McCaskey Memorial Garden/Payton Center.....	470
Bears Headquarters, History of.....	471
Road Headquarters, Bears 2016 Hotels.....	474

BEARS HEADQUARTERS

Halas Hall
1920 Football Drive
Lake Forest, IL 60045

The 2016 Chicago Bears Media Guide was produced by the Bears Media Relations Department. Staff and player photos by Bill Smith. Design by the Bears Creative Services Department. Special thanks to Ed Kozak and Mike Corbo. Printed by The Graphic Arts Studio, Inc., Barrington, IL. (847.381.1105).



CHICAGO BEARS BOARD OF DIRECTORS

BOARD



George H. McCaskey
Chairman



Virginia McCaskey
Secretary



Ted Phillips
President and CEO



Brian J. McCaskey
Member



Ed McCaskey, Jr.
Member




Michael McCaskey
Member



Patrick McCaskey
Member



Andrew McKenna
Member



Pat Ryan
Member

2016 CHICAGO BEARS STAFF DIRECTORY

EXECUTIVE AND OWNERSHIP

Chairman George H. McCaskey
President and CEO Ted Phillips
 Executive Assistant Katie Nagle
General Manager Ryan Pace
 Executive Assistant Beth Hodgins
SVP, Business Strategy and CFO Karen Murphy
 Executive Assistant Brit Bending
SVP, Sales and Customer Relations Lee Twarling
 Executive Assistant Jennifer Wilgosiewicz
SVP and General Counsel Cliff Stein
SVP, Marketing and Communications Scott Hagel
Sr. Director of Business Development Brian J. McCaskey
Sr. Director of Special Projects Patrick McCaskey
Administration Rich McCaskey

BEARS CARE

Director of Bears Care Marge Hamm

BROADCASTING

Dir. of Broadcasting and Scoreboard Operations..Greg Miller
Broadcasting Videographer/Engineer..... Kevin Foy
Manager of Broadcasting Jim Padgitt
Senior Producer/Editor..... Dan Barile
Producer Drew Davidson
Digital Media Producer..... Jordan Tredup
Broadcasting Graphic Designer/Editor..... Rommel Paraiso
Broadcasting Graphic Designer/Editor..... Michael Vasquez
Broadcasting Videographer/Editor..... Chris Yankton

BUSINESS DEVELOPMENT

Business Development Coordinator Dan Yuska

COMMUNITY RELATIONS

Director of Community & Alumni Relations Matt Simeone
Manager of Community Relations
 and Bears Care Jessica Noonan
Manager of Player and Alumni Relations Kate Rackow
Community Relations Coordinator Andy Matis

CORPORATE PARTNERSHIPS

Vice President of Corporate Partnerships..... Doug Carnahan
Director of Corporate Partnerships..... Dave McClamroch
Manager of Corporate Partnerships Matt Black
Manager of Corporate Partnerships Dana Dressler
Manager of Corporate Partnerships Dave Eck
Manager of Corporate Partnerships Matt Juedes
Manager of Corporate Partnerships Darla Swango
Corporate Partnerships Design Coord. Casey Gunthorpe
Corporate Partnerships Coordinator... Christine Christopoulos

CREATIVE SERVICES

Director of Creative Services..... John Conroy
Manager of Creative Services Matt Dunlap
Graphic Designer..... Mat Stewart

DIGITAL MEDIA

Director of Digital Media..... Matt Koch
Senior Web Writer..... Larry Mayer
Website Coordinator..... David Griffin
Assistant Web Designer..... Austin Huette
Social Media Manager..... Jen Tulicki





2016 CHICAGO BEARS STAFF DIRECTORY

EVENTS & ENTERTAINMENT

Director of Events & Entertainment Tanesha Wade
Manager of Events & Entertainment Justin Drum
Events & Entertainment Coordinator..... Denni Dahlfors
Events & Entertainment Coordinator..... Katlin Zickel
Mascot Coordinator..... Scott Adams

FAN MARKETING AND RESEARCH

Director of Fan Marketing and Research..Elaine Delos Reyes
Fan Marketing and Research Analyst Joann Kowalski
Fan Marketing and Research Coordinator Kristin Rogers
Fan Marketing and Research Coordinator Laura Whitt

FINANCE

Vice President of Finance Jake Jones
Accounting Manager..... Whitney DeBuck
Payroll Administrator Louise Maki
Accounts Payable Accountant Patrick Barron
Staff Accountant..... Tim Reed

GROUND

Head Groundskeeper..... Ken Mrock
Assistant Head Groundskeeper John Berta
Groundskeeper Assistant Joe Krajniak

HUMAN RESOURCES

Director of Human Resources Liz Geist
Human Resources Coordinator..... Sue Dinardi

INFORMATION TECHNOLOGY

Vice President of Information Technology..... Justin Stahl
Network Manager..... Brent Johnson
Software Development Manager..... Mike Santarelli
Senior Software Engineer Stephanie Gutierrez
Software Developer..... Bryan Greenaway
Systems Engineer..... Daniel Corona
Systems Engineer..... Allen Silva

MEDIA RELATIONS

Vice President of Communications Brandon Faber
Media Relations Manager Jim Christman
Media Relations Coordinator..... Jared Ellerson
Communications Assistant..... Sharon Lehner

OPERATIONS

Vice President of Operations..... John Bostrom
Director of Team & Building Operations..... Geoff Bunzol
Building Operations Coordinator..... Gil Lopez
Building Operations Coordinator..... Sergio Jacobo
Team/Event Operations Coordinator..... Brandon Yezek
Administration..... Clyde Emrich
Receptionist Liz Wallace
Director of Stadium Operations Bryan Pett
Stadium Operations Manager..... Bob Laskowski
Stadium Operations Coordinator Steven Goodwin

PARTNERSHIP ACTIVATION

Director of Partnership Activation..... Melissa McDermott
Manager of Partnership Activation Megan Malone
Hospitality & Event Planner..... Elizabeth Peters
Partnership Activation Coordinator..... Maggie Gerald
Partnership Activation Coordinator..... Katherine Loomis
Partnership Activation Coordinator..... Amanda Snajder

SECURITY

Director of Security..... John Tarpey
Security..... Gary Govekar
Security..... Mark Parrish
Security..... Pete Spizzirri
Security..... Mike Taylor

SUITE SALES AND SERVICE

Director of Suite Sales and Service Adam Kellner
Manager of Suite Sales Cindy Littlefield
Manager of Suite Service Allison Knecht

TICKET OPERATIONS

Director of Ticket Operations Brian Forth
Ticket Operations Coordinator..... Zack Bero
Ticket Operations Coordinator..... John Hilbrich
Ticket Operations Coordinator..... Jessica Glomstad

TICKET SALES AND SERVICE

Director of Ticket Sales and Service Brendan Pierce
Ticket Sales & Services Coordinator Krista Fortman
Ticket Sales & Services Coordinator Molly Philips
Premium Seats Sales & Service Coord..... Halee Harrison
Premium Seats Sales & Service Coord..... Mike Palzer
Premium Seats Sales & Service Coord..... Autumn Swindell

FUTURE SUPER BOWLS

Super Bowl LI	Feb. 5, 2017	Reliant Stadium	Houston, Texas
Super Bowl LII	2018	U.S. Bank Stadium	Minneapolis, Minnesota
Super Bowl LIII	2019	Mercedes-Benz Stadium	Atlanta, Georgia
Super Bowl LIV	2020	New Miami Stadium	Miami Gardens, Florida

2016 CHICAGO BEARS STAFF DIRECTORY

COACHING STAFF

Head Coach John Fox
Executive Assistant to the Head Coach Robyn Wilkey
Football Assistant John Dunn

OFFENSE

Offensive Coordinator Dowell Loggains
Running Backs Stan Drayton
Wide Receivers Curtis Johnson
Offensive Line Dave Magazu
Offensive Assistant Ben McDaniels
Quarterbacks Dave Ragone
Tight Ends Frank Smith
Assistant Offensive Line Ben Wilkerson

DEFENSE

Defensive Coordinator Vic Fangio
Defensive Quality Control Sean Desai
Defensive Backs Ed Donatell
Assistant Defensive Backs Sam Garnes
Outside Linebackers Clint Hurtt
Linebackers Glenn Pires
Defensive Line Jay Rodgers

SPECIAL TEAMS

Special Teams Coordinator Jeff Rodgers
Assistant Special Teams Richard Hightower

STRENGTH AND CONDITIONING

Head Strength and Conditioning Jason George
Assistant Strength & Conditioning Rick Perry
Assistant Strength & Conditioning Pierre Ngo
Strength and Conditioning Assistant Joe Distor

PLAYER PERSONNEL

Director of Player Personnel Josh Lucas

COLLEGE

Director of College Scouting Mark Sadowski
National Scout Ryan Kessenich
National Scout Francis Saint-Paul
Area Scout Breck Ackley
Area Scout Christopher Prescott
Area Scout Jeff Shiver
Area Scout Sam Summerville
Area Scout David Williams
Combine Scout Scott Hamel
Scouting Coordinator Bobby Macedo

PRO

Director of Pro Scouting Champ Kelly
Pro Scout Brad Obee
Pro Scout Jeff King
Pro Scouting Coordinator Chris White

STAFF

Director of Player Engagement Jerry Butler
Director of Football Research & Analytics Matt Sheldon
Scouting Assistant Brendan Rehor
Scouting Assistant John Syty

FOOTBALL ADMINISTRATION

Director of Football Administration Joseph Laine
Football Administration Coordinator Nick Sabella

SPORTS SCIENCE

Sports Science Coordinator and Dietitian Jennifer Gibson

ATHLETIC TRAINING

Head Athletic Trainer Nate Breske
Assistant Athletic Trainer Sid Dreyer
Assistant Athletic Trainer Will Rogers
Assistant Athletic Trainer Jeremy Smith

EQUIPMENT

Head Equipment Manager Tony Medlin
Assistant Equipment Manager Travis Knoch
Assistant Equipment Manager Carl Piekarski
Assistant Equipment Manager Thomas Woody
Equipment/Trainer Administrative Assistant .. Dylan Carrigan

VIDEO

Director of Video Services Dave Hendrickson
Assistant Video Director Dean Pope
College Video Coordinator Dan Tuohy
Video Assistant Jack Dowling



GEORGE H. MCCASKEY **Chairman**

George Halas McCaskey became the fourth Chairman in Chicago Bears team history on May 5, 2011, following in the footsteps of grandfather, George Halas, father, Edward W. McCaskey and brother, Michael.

George is one of the 13 grandchildren – and namesake – of George Halas, the founder and patriarch of the Chicago Bears. Like his brothers and sisters, he grew up around the Bears. His first part-time job, at age 14, was as an office assistant at the team's headquarters in Chicago's Loop. He later worked for several summers as a ball boy at Bears training camp, calling it one of the best experiences of his life.

George will work to carry on the storied tradition of the Bears with a yearly goal of winning the NFL Championship, uphold the integrity and values established in the previous 96 years of the club and oversee the franchise's leadership role in the Chicagoland community.

He previously served as the team's Senior Director of Ticket Operations, working in the ticket office for 20 seasons, joining the Bears in 1991 as Ticket Manager. He has been a member of the Bears' Board of Directors since 2004.

George attended Arizona State University, where he earned his bachelor's degree in Broadcasting in 1978 and his law degree in 1981. He passed the Illinois bar exam in 1981, but now describes himself as a "recovering lawyer." He worked in television news in Phoenix, Peoria, Tulsa and Chicago, before serving as an Assistant State's Attorney in Lee County and DeKalb County, Illinois.


In his spare time, George enjoys officiating youth sports, including baseball, soccer and basketball.

McCaskey and his wife Barb have one child, a son, Conor.

THE UNIFORM

The Chicago Bears, originally called the Decatur Staleys when founded in 1920, wore blue jerseys with tan colored vertical striping in their inaugural season. The vertical stripes were actually strips of leather sewn onto the uniform to help the ball carrier secure the ball.

In 1935 the Bears introduced an orange jersey with black arm stripes and black helmet and by 1958 were wearing the familiar navy blue with burnt orange. The Bears unique "rounded" number style on the uniforms and numbers on the sides of the sleeves of the jerseys dates back to 1949. The Bears trademark 'C' logo appeared on helmets in 1962 and its use continues through present day although the mark has changed from white to orange and the shape has changed slightly. After 11 years, the white 'C' logo is colored orange with white trim in 1973 and still has the same look today. The initials GSH were added to the left sleeve in 1984 in honor of the late 'Papa Bear' George S. Halas, who passed away Oct. 31, 1983. The uniform has had a very consistent look from the 1970's with the exception of blue pants with white jersey introduced in 1984 as a road uniform. On Oct. 7, 2002 on a Monday Night Football game against Green Bay, the Bears wore their traditional home blue jerseys with the blue pants for the first time. On Nov. 25, 2004, for a Thanksgiving game at Dallas, the Bears wore a throwback orange jersey; then, on Nov. 13, 2005, introduced a new-look orange third jersey which the Bears wore from 2005-09 and 2011. In 2010 the team unveiled its current throwback uniform (pictured, right) which is modeled after the 1940s Bears uniforms. The "Monsters of the Midway" of the '40s won four league titles in seven seasons and were led by eight Hall of Famers (coach George Halas and players Danny Fortmann, Sid Luckman, George McAfee, George Musso, Bronko Nagurski, Joe Stydahar and Clyde "Bulldog" Turner).





TED PHILLIPS **President & CEO**

Ted Phillips was named President and Chief Executive Officer on February 10, 1999. He is the fourth person to serve as president in the organization's storied 96-year history following Michael McCaskey, George "Mugs" Halas, Jr., and George S. Halas. Since taking on the top leadership role, Phillips has insisted on attention to detail and smooth execution at every level of the Bears operation. He has solidified the long-term stability of the Club, while staying keenly focused on bringing a 10th championship to the NFL's premier franchise.

Phillips has revitalized both the business and football operations by hiring high character, intelligent and driven individuals who share common goals and philosophies on how to build a consistent winner.

Drawing from 33 years of experience with the Chicago Bears, Phillips has shown effective leadership skills by empowering his executive staff to create an environment of collective responsibility in running the day-to-day operations of the Club. Phillips is involved in all critical decisions of the Bears and continues to strive to make all aspects of the Bears organization the best in the NFL. Always insisting on a team first attitude, Phillips has surrounded himself with individuals who fit the organization's character, culture and values. The team dynamic was crucial in the Bears return to the Super Bowl for the first time in 21 years following the 2006 campaign.

To help set the team up for future success, Phillips oversaw a Halas Hall renovation project that added over 30,000 square feet to the team's headquarters, which opened in 1997. The renovations included additions to the weight and training rooms, an upgraded locker room, additional meeting spaces and offices, and a new event center which features a broadcast studio and conference space.

PHILLIPS

AIKMAN EFFICIENCY RATINGS

Established in 1995, the Aikman Efficiency Ratings measure offensive and defensive performance using a combination of seven key statistics identified by Troy Aikman, and then measured against league norms (and extremes). An offense or defense performing exactly at league norms in all categories will achieve a score of 75 while an exceptional unit would score 90 or more. Each unit starts with a base of 50 points and then has points added (or in two cases subtracted) to build the final ranking. (*Super Bowl winner; #Super Bowl loser)

Offense	Bears	League Leader	Defense	Bears	League Leader
1995	5 (81.80)	Cowboys (88.07)*	25 (71.42)	49ers (87.99)	
1996	20 (71.64)	Packers (84.13)*	18 (74.47)	Packers (89.61)*	
1997	27 (65.04)	Bengals (86.88)	20 (73.78)	49ers (85.26)	
1998	26 (65.67)	Vikings (93.93)	26 (68.90)	Falcons (84.67)#	
1999	28 (64.32)	Rams (89.39)*	22 (75.35)	Buccaneers (87.98)	
2000	26 (65.80)	Rams (92.30)	24 (69.68)	Ravens (100.97)*	
2001	20 (71.43)	Rams (88.86)#	3 (85.41)	Eagles (88.96)	
2002	28 (68.63)	Chiefs (93.57)	19 (71.26)	Buccaneers (91.55)*	
2003	26 (68.94)	Chiefs (93.94)	22 (71.50)	Patriots (86.93)*	
2004	32 (57.00)	Colts (94.40)	11 (78.70)	Ravens (84.20)	
2005	28 (66.40)	Seahawks (92.60)#	1 (89.30)	Bears (89.30)	
2006	18 (74.20)	Colts (93.58)*	2 (86.50)	Ravens (93.60)	
2007	29 (67.20)	Patriots (99.00)#	14 (75.60)	Chargers (82.00)	
2008	26 (75.40)	Saints (88.70)	8 (75.10)	Steelers (89.20)*	
2009	25 (70.40)	Vikings (89.70)	27 (67.10)	Jets (86.80)	
2010	27 (70.10)	Patriots (93.70)	2 (80.60)	Steelers (86.00)#	
2011	22 (74.20)	Saints (98.80)	4 (77.40)	49ers (84.50)	
2012	20 (76.60)	Patriots (99.00)	1 (82.50)	Bears (82.50)	
2013	5 (86.70)	Broncos (99.80)#	29 (61.40)	Seahawks (87.00)*	
2014	20 (78.00)	Packers (92.1.)	25 (65.9)	Texans (77.80)	
2015	21 (79.70)	Panthers (92.20)#	22 (64.3)	Jets (83.50)	



Phillips' other highlights include creating and continuing a strong customer service mentality throughout the organization, returning the Bears training camp to Illinois and presiding over four division championships (2001, 2005, 2006 and 2010) after a decade-long drought.

During the 2015 off-season, Phillips hired Ryan Pace as the sixth general manager in franchise history, giving new direction to the Bears football operations. He has also restructured the front office, promoting five key individuals to the level of Vice-President with direct reporting to Phillips. Additional departmental emphasis was also placed on expanding various customer service initiatives along with placing a new emphasis on database management, marketing research and digital media efforts, in an effort to deliver added value to Bears fans, season ticketholders and business partners.

The Bears training camp returned to the State of Illinois in 2002, turning out in record numbers over the three-week training period on the campus of Olivet Nazarene University in Bourbonnais, IL. The 2016 camp marks the 15th year the important touchpoint for Bears fans has been in Illinois.

Phillips' leadership was also key in negotiating a new home for the team at Soldier Field. Not only making the club more financially competitive, it provides the best fans in professional sports, with a stadium complete with all the amenities they deserve. The Soldier Field game-day experience is second to none, and fans have been critical in creating a great home-field advantage for the team as the Bears continue to maintain their proud history and tradition on Chicago's magnificent lakefront. Among the many local and national awards, the Soldier Field project was selected by the New York Times as one of the nation's best architectural buildings in 2003, and Midwest Construction selected Soldier Field as "Overall Project of the Year

Phillips continues to work to enhance the game day experience for fans at Soldier Field, collaborating with the Park District to install new video boards in 2015 that were 310 percent larger than the previous versions and boasted the highest picture quality in the NFL last season. LED ribbon panels were also increased and added around Soldier Field. 2015 also saw the opening of the "The Midway," a climate-controlled club inside the stadium that includes a variety of unique seating and gathering opportunities, with unique food and beverage options among other amenities.

Phillips served as the Bears Vice President of Operations for six seasons starting in 1993. Recognized for his many years of handling the Bears contract negotiations and team finances, Phillips currently serves on the NFL's CEC Executive Working Group and the NFL's CBA Player Benefits Plans Committee. Phillips also serves on the Board of Directors of the Chicagoland Chamber of Commerce.

Before becoming Vice President of Operations, Phillips served as the Director of Finance from 1987 to 1993, handling all player contract negotiations and overseeing the club's business operations. Phillips joined the Bears staff on September 28, 1983, as the team's Controller, a position he held for four years.

Prior to joining the Bears, Phillips was employed as an auditor and tax accountant with the international accounting firm Ernst & Whinney (now Ernst & Young), from 1979-83. He graduated from the University of Notre Dame in 1979 with a degree in business and accounting. Phillips earned a master of marketing and management degree from the Kellogg Graduate School at Northwestern University in 1989.

Phillips was born in Oneida, N.Y., grew up in Nashua, N.H., and he currently resides in Libertyville, Ill. He has three sons, Matthew, Max and Frank.

DIRECTIONS TO HALAS HALL

FROM THE LOOP – Take 90/94 (Kennedy Expressway) west to 94 north (Edens Expressway). Continue on 94 (the "spur"), which becomes the Tri-state Tollway. Exit at Town Line Road (IL Route 60) and turn right (east). Take a left at the first light, which is Field Drive. (The next light is Field Court; you can also make a left there and proceed around its bend until it merges with Field Drive). Drive about 1.2 miles north along Field Drive. Turn gently right onto Football Drive (the last road on your right) and proceed to the entry gate.

FROM O'HARE AIRPORT – Take 294 (the Tri-state Tollway) north. Exit at Town Line Road (IL Route 60), turn right (east), and proceed as directed with underlined text, above.



RYAN PACE **General Manager**

Ryan Pace is in his second season as general manager of the Chicago Bears. He is the sixth general manager in franchise history after being hired on January 8, 2015.

Emphasizing synergy with the team's head coach, Pace's first move was to hire John Fox, one-of-six coaches in NFL history to lead two different teams to Super Bowl appearances, to lead the Chicago Bears coaching staff.

With the head coach in place, he went on to reshape the team's football operations, bringing in the team's first sports science coordinator (Jenn Gibson) along with hiring a new head of strength and conditioning (Jason George) and head of athletic training (Nate Breske). On the personnel side he brought in Josh Lucas to serve as the director of player personnel, Champ Kelly as director of pro personnel and Joey Laine as director of football administration.

In his first season overseeing Chicago's roster, Pace was tasked with turning over a Bears roster that ranked as one of the oldest in the NFL (average 27 years, 39 days old) and has trimmed that average to just over 25-years old. The Bears fielded a competitive team, improving by one game over their previous year's record, despite the youth movement. The 2015 Bears team was involved in 11 games decided by one score (5-6 record in those games) despite leading the NFL with nine rookie starters (three on offense, six on defense). The Bears defense improved from 30th in 2014 (377.1 yards per game) to 14th in 2015 (345.1 ypg) despite starting a league-most six rookie starters who combined for 41 starts, second most to the Saints 44 defensive rookie starts. Pace accomplished the task with just six draft picks, two of which were utilized on the defensive side of the ball (DL Eddie Goldman, 12 starts and DB Adrian Amos, 16 starts). Rounding out the rookie starters were undrafted free agents LB Jonathan Anderson (three starts), DB Bryce Callahan (three starts), DB Harold Jones-Quartey (four starts) and LB John Timu (three starts).

Pace began transitioning the team's roster in 2015 by adding impact veteran free agents such as linebackers Pernell McPhee and Sam Acho, defensive lineman Mitch Unrein and defensive back Tracy Porter on defense and wide receiver Eddie Royal offensively. That transformation continued during the 2016 offseason with the unrestricted free agent additions of LBs Jerrell Freeman and Danny Trevathan, DL Akiem Hicks, offensive linemen Bobby Massie and Ted Larsen and QB Brian Hoyer.

Pace manipulated the 2016 draft to add quality and quantity throughout the three-day event by making four draft-day trades to acquire nine players to bolster the youth movement. He moved up two spots in the first round, selecting linebacker Leonard Floyd (ninth overall). Pace then moved down two times in the second round, dropping a total of 15 spots to acquire OL Cody Whitehair, three fourth-round picks, two in the 2016 draft and one in 2017. First, Pace sent the No. 41 pick to Buffalo in exchange for the No. 49 selection plus fourth round choices in 2016 and 2017. He then traded the No. 49 pick to Seattle for the No. 56 choice (Whitehair) and a fourth-round selection (S Deon Bush). Chicago's fourth draft-day trade saw Pace trade up four spots in the fourth round to select LB Nick Kwiatkoski with the 113th pick in exchange for the 117th pick and a sixth-round choice.

Pace joined the Bears after spending 14 seasons (2001-14) as a member of the Saints organization, including 13 in the player personnel department. He spent the last two seasons (2013-14) with the Saints as director of player personnel. In that role, Pace helped manage the team's college and pro scouting operations including all facets of scouting and evaluation of college and pro prospects along with New Orleans' roster.

Pace spent six seasons as the club's director of pro scouting (2007-12), which included overseeing the club's pro scouting staff. His duties involved recommending player acquisitions by evaluating the Saints roster and potential NFL free agents, monitoring all NFL transactions, researching possible trade opportunities, assessing player talent from other professional leagues and directing the advance scouting of future opponents. He also helped the Saints prepare for the NFL Draft following the regular season by assisting in the evaluation of top college prospects.

ALL-TIME BEARS GENERAL MANAGERS

Ryan Pace was named Bears general manager on Jan. 8, 2015. He is just the sixth person to hold the GM position since the franchise was founded in 1920. The following is a list of all-time Bears general managers:

George S. Halas, Jr.	1963-74	Jerry Vainisi	1983-87	Phil Emery	2012-14
Jim Finks	1974-83	Jerry Angelo	2001-12	Ryan Pace	2015-Present

PACE



The Flower Mound, Texas native got his start in New Orleans' player personnel department as a scouting assistant in 2002, a role he held for two years before working as a pro scout from 2004-06. During that time he evaluated free agents and collegiate players entering the NFL Draft as well as scouted upcoming opponents. He joined the Saints in 2001 supporting the coordination of all game day, training camp and stadium operations.

Over Pace's 13 seasons in the New Orleans personnel department (2002-14), the Saints compiled a 115-93 (.553) record. Since 2006, the Saints reached the playoffs five times, won three division titles, played in two NFC Championship games (2006 and 2009) and won the franchise's first Super Bowl title (Super Bowl XLIV). The Saints pro scouting department helped build a Super Bowl championship club by using all avenues at their disposal: signing free agents QB Drew Brees, FB Heath Evans, LB Scott Fujita, CB Randall Gay, C Jonathan Goodwin, CB Jabari Greer and DE Anthony Hargrove and trading for LB Jonathan Vilma and TE Jeremy Shockey. Pace has also worked to acquire players such as RB Darren Sproles, G Ben Grubbs, NT Brodrick Bunkley, LBs David Hawthorne and Curtis Lofton, while also acquiring S Rafael Bush off waivers. Over his last two seasons with the Saints their draft classes included regular starters LT Terron Armstead (2013, third round), WR Brandin Cooks (2014, first round), S Kenny Vaccaro (2013, first round) and WR Kenny Stills (2013, fifth round).

In 2008, he was selected by the club to attend the NFL's Stanford Business School's Executive Education Program for Managers. He was a part of the franchise in 2005 while the club dealt with immense adversity having to guide itself through several moves in base operations in the wake of Hurricane Katrina.

Pace played collegiately as a defensive end at Eastern Illinois (1995-99), serving as team captain as a senior, graduating with a bachelor's degree in marketing.

Pace and his wife, Stephanie, have a daughter, Cardyn.

CHICAGO BEARS FREE AGENT SIGNINGS

2014

Name, Pos	From
Jared Allen, DE	MIN
Josh Bellamy, WR	WAS
Eben Britton, T	CHI
Jimmy Clausen, QB	CAR
Nate Collins, DT	CHI
Jay Cutler, QB	CHI
Brian de la Puente, C	NO
Shaun Draughn, RB	IND
Armanti Edwards, WR/KR	CLE
Tony Fiammetta, FB	CHI
Roberto Garza, C	CHI
Robbie Gould, K	CHI
Kelvin Hayden, CB	CHI
Lamarr Houston, DE	OAK
Israel Idonije, DE	DET
M.D. Jennings, S	GB
Tim Jennings, CB	CHI
Austen Lane, DE	DET
Jeron Mastrud, TE	OAK
Danny McCray, S	DAL
Sherrick McManis, CB	CHI
Josh Morgan, WR	WAS
Ryan Mundy, S	NYG
Matthew Mulligan, TE	NE
Michael Ola, T/G	MIA
Fendi Onobun, TE	CHI
Trevor Scott, DE	TB
Jordan Senn, LB	CAR
Matt Slauson, G	CHI

Michael Spurlock, WR/KR	DET
Craig Steltz, S	CHI
Charles Tillman, CB	CHI
D.J. Williams, LB	CHI
Adrian Wilson, S	NE
Willie Young, DE	DET

2015

Name, Pos	From
Sam Acho, LB	ARZ
Alan Ball, CB	JAX
Lamin Barrow, LB	DEN
De'Vante Bausby, DB	KC
Nick Becton, OL	NO
John Chiles, WR	STL
Jimmy Clausen, QB	CHI
Vladimir Ducasse, G	MIN
Mason Foster, LB	TB
Thomas Gifford, LS	KC
Rob Housler, TE	CLE
Jarvis Jenkins, DE	WAS
Paul Lasike, FB	ARI
Ray McDonald, DT	SF
Pernell McPhee, LB	BAL
Sherrick McManis, CB	CHI
Zach Miller, TE	CHI
Will Montgomery, C	DEN
Tracy Porter, CB	WAS
Chris Prosinski, S	PHI
Jacquizz Rodgers, RB	ATL
Dante Rosario, TE	CHI

Antrel Rolle, S	NYG
Eddie Royal, WR	SD
Patrick Scales, LS	BAL
Greg Scruggs, TE	SEA
Deonte Thompson, WR	BUG
Mitch Unrein, DL	SD
Martin Wallace, OL	TB

2016

Name, Pos	From
Sam Acho, LB	CHI
Omar Bolden, DB	DEN
Aaron Brewer, LS	DEN
Keith Browner, DL	HOU
Nate Chandler, OL	CAR
Jerrell Freeman, LB	IND
Akiem Hicks, DL	NE
Rob Housler, TE	CHI
Brian Hoyer, QB	HOU
Ted Larsen, OL	ARZ
Marc Mariani, WR	CHI
Bobby Massie, OL	ARZ
Sherrick McManis, CB	CHI
Zach Miller, TE	CHI
Tony Moeaki, TE	ATL
Tracy Porter, CB	CHI
Chris Prosinski, S	CHI
Jacquizz Rodgers, RB	CHI
Danny Trevathan, LB	DEN
Mitch Unrein, DL	CHI



JOHN FOX Head Coach

John Fox is in his second season with the Chicago Bears after being named the 15th head coach in franchise history on January 16, 2015.

Fox has 14 years of NFL head coaching experience at Carolina (2002-10), Denver (2011-14) and Chicago (2015). As an NFL head coach, Fox has a 125-99 (.558) regular season record, six division titles, six double-digit win seasons and seven playoff appearances. In the postseason, Fox has amassed an 8-7 (.533) record as a head coach with three conference championship game appearances leading to two trips to the Super Bowl (XXXVIII with Carolina in 2003 and XLVIII with Denver in 2013). He is one of six coaches in NFL history to lead two different teams to Super Bowl appearances along with Don Shula, Bill Parcells, Dan Reeves, Dick Vermeil and Mike Holmgren. Fox ranks fourth among active NFL head coaches with 133 overall wins and his six seasons with at least 11 wins are third most among active head coaches.

Under Fox's tutelage as a head coach, coordinator and position coach, 40 players have earned a total of 75 Pro Bowl selections at 14 different positions during his coaching career.

In Fox's first year in Chicago, the Bears worked towards implementing a new culture during the 2015 season. Chicago finished the regular season with a 6-10 record while installing new systems and players on all three phases of the team. An NFL-high nine rookies started games for the Bears during the 2015 season as the team focused on building a younger core group of players.

Offensively, the Bears ranked third in franchise single-season history in completion percentage (63.9) and interception percentage (2.3), fourth in gross passing yards (3,843) and third-down percentage (42.5), fifth in net passing yards (3,660) and sixth in passer rating (89.7) and total net yards (5,514). Their 21 turnovers were fewest in franchise history in a 16-game season. Kyle Long was named to Pro Bowl, the 40th player under Fox to earn the honor.

Defensively, the Bears installed a 3-4 base alignment for the first time in franchise history in 2015. While the defense led the NFL with six rookies making starts, the Bears improved to 14th in the NFL in total defense (345.1 ypg) up from 30th a year prior to Fox's arrival. The 16-spot improvement is third largest in franchise history from one year to the next and was tied for the second largest improvement in the NFL in 2015. Chicago also improved to 20th in scoring defense in 2015 (24.8 ppg) up from 31st in 2014, tied for the sixth largest franchise improvement and sixth best jump in the NFL this past season.

On special teams, 75.8 percent (25-of-33) of Chicago's kickoff returns went for 20 yards or more, sixth-highest percentage in the NFL. The kicking unit established a franchise-record 33 field goals made while the 39.0 net punting average was fourth-highest in Bears annals.

Before coming to Chicago, Fox spent four seasons (2011-14) in Denver, guiding the Broncos to four division titles, joining Chuck Knox (L.A. Rams) as the only coaches in NFL history to lead their respective team to four division titles in their first four years with the franchise. Denver's regular season record of 46-18 (.719) was third-best in the NFL from 2011-14 and they were one of only three teams to win four division titles during that span along with Green Bay and New England. Denver had at least 12 wins in each of the previous three seasons (13-3 in 2012 and 2013 and 12-4 in 2014). Denver's 20-4 record against AFC West opponents during Fox's tenure was the best divisional record in the NFL. He guided the Broncos to an undefeated record in division play in 2012 and 2014 after the franchise had just one such season in team history (1998).

The Broncos ranked in the top five in total offense in each of his last three seasons with the team (fourth in 2012, first in 2013 and fourth in 2014) and in the top five in total defense in two of his final three years (second in 2012 and third in 2014). Denver also ranked in the top two in scoring offense in each of his final three seasons (second in 2012, first in 2013 and second in 2014) and fourth in scoring defense in 2012. That led the Broncos to rank in the top five in both scoring margin (second in 2012, first in 2013 and fourth in 2014) and net-yardage differential (first in 2012 and 2013 and second in 2014) in each of his final three seasons in Denver.

Fox helped the Broncos adapt to play to their offensive strengths over his four seasons in Denver, ranking first in the NFL in rushing offense in 2011 (164.5 yards per game), before ranking in the top five in each of the next three seasons in passing offense: fifth in 2012 (283.4 ypg), first in 2013 (340.3 ypg) and fourth in 2014 (291.3 ypg). In 2013, the Broncos set an NFL single-season record with 606 points, 5,572 gross passing yards and 5,444 net passing yards. Their 7,317 net yards that season were second most in league history.

Fox oversaw 18 Pro Bowlers in Denver including seven who earned multiple Pro Bowl selections: cornerback Champ Bailey (2011-12), tackle Ryan Clady (2011-12, '14), defensive end Elvis Dumervil (2011-12), quarterback Peyton Manning (2012-14),



linebacker Von Miller (2011-12, '14), wide receiver Demaryius Thomas (2012-14) and tight end Julius Thomas (2013-14).

In 2014, Fox led the Broncos to a 12-4 record as they were the only team in the NFL to finish in the top 5 in both total offense (fourth) and total defense (third), the second time in three years Denver accomplished that feat. Manning finished with a 100-plus passer rating for his third-straight season under Fox, a feat the Pro Bowl quarterback accomplished only one other time in his career (2004-06). Over the final 6 weeks of the 2014 regular season, running back C.J. Anderson led the NFL with 648 rushing yards and 8 rushing touchdowns.

In 2013, Denver earned the AFC's top playoff seed for the second consecutive year after a 13-3 regular season record. After defeating AFC West rival San Diego and No. 2 seeded New England in the playoffs, the Broncos garnered their first Super Bowl appearance in 15 years.

In his second year with the Broncos in 2012, Fox led the club to a 13-3 record and the top seed in the AFC playoffs. Denver ended the regular season by recording 11 consecutive wins by at least seven points, the third team in NFL history to accomplish that feat.

Despite fielding a young squad during his initial campaign with Denver in 2011, Fox led the Broncos to their first AFC West title and playoff victory in six years. He finished third in the Associated Press' NFL Coach of the Year voting after becoming only the third head coach since the 1970 NFL merger to lead a team to a division title and playoff victory in his first year with a franchise after inheriting a club that won four or fewer games the previous year. Fox guided the Broncos to six consecutive wins following a 1-4 start while tying an NFL record by winning six games when trailing or tied entering the fourth quarter. The offense set a club single-season record by averaging an NFL-best 164.5 rushing yards per game. Fox worked with linebacker Von Miller, who was named AP's NFL Defensive Rookie of the Year while overseeing a Denver rookie class that totaled the second-most starts (56) in the league.

Prior to his time with the Broncos, Fox spent nine years as head coach of the Carolina Panthers. He led the franchise to a 73-71 (.507) regular-season record, including three playoff appearances and two NFC South titles. The Panthers went 5-3 in the postseason under Fox, including winning four road playoff games, while appearing in two NFC Championship Games and earning the franchise's first Super Bowl appearance. The four playoff road victories are tied for fifth most in NFL history and tied for fourth most by a head coach with one team.

During Fox's time as Carolina's head coach, the Panthers defense was third in the NFL with 282 takeaways, fifth in total defense (312.0 ypg) and ninth in scoring defense (20.1 ppg). The Panthers ranked in the NFL's top 10 in scoring defense in five of his nine seasons as head coach (fifth in 2002 and 2005, 10th in 2003, tied for eighth in 2006 and ninth in 2009) and in the top eight in total defense on five occasions (second in 2002, eighth in 2003 and 2009, third in 2005 and seventh in 2006).

Fox guided 15 different Panthers to a total of 28 Pro Bowl selections from 2002-10. Defensive end Julius Peppers led the way with five Pro Bowl selections (2004-06, '08-09) during his time in Carolina in addition to being named to the 2000s NFL All-Decade Team and Associated Press NFL Rookie of the Year in 2002. In addition to Peppers, five other Panthers were voted to multiple Pro Bowls under Fox's leadership: linebacker Jon Beason (2008-10), offensive tackle Jordan Gross (2008, '10), defensive tackle Kris Jenkins (2002-03, '06), center Ryan Kalil (2009-10) and wide receiver Steve Smith (2005-06, '08). Fox inherited a Panthers team that went 1-15 and guided them to a 7-9 record in his first year at the helm of the franchise



John Fox was named the 15th head coach in franchise history on January 16, 2015.

before an 11-5 record, NFC South title and NFC Championship in 2003, en route to advancing to Super Bowl XXXVIII. Fox joined Pro Football Hall of Fame coaches Vince Lombardi and Bill Parcells as the only coaches in NFL history to take over a one-win team and lead it to the postseason in just two years. During their playoff run in 2003, the Panthers won two contests on the road, a 29-23 overtime victory in St. Louis and a 14-3 win in Philadelphia during the NFC Championship Game.

A catalyst of the Panthers quick turnaround was Fox's improvement of Carolina's defense which was last in yards allowed (371.4 per game) a year before his arrival to No. 2 overall in 2002 (290.4 ypg), the only defensive unit since the 1970 NFL merger to accomplish that feat.

Carolina returned to the NFC Championship Game three seasons later in 2005 after the Panthers finished with the NFL's third-ranked defense (282.6 ypg) and earned two more road victories in the postseason, shutting out New York, 23-0, and defeating Chicago, 29-21.

Similar to his time in Denver, Fox guided teams with different offensive identities at Carolina. His squads were compiled of four individual 1,000-yard rushing seasons (DeAngelo Williams-2, Stephen Davis-1, Jonathan Stewart-1), seven individual 1,000-yard receiving outputs (Steve Smith-4, Muhsin Muhammad-3) and four 3,000-yard passing seasons from quarterback Jake Delhomme.

The Panthers went 12-4 in 2008 behind the NFL's 10th-ranked offense (349.7 ypg.) and seventh ranked scoring offense (25.9 ppg). Williams finished with a franchise-record 1,515 rushing yards and 18 rushing touchdowns to earn his first Pro Bowl selection. Williams teamed with Stewart to lead a rushing attack that averaged 152.3 yards per game and 30 rushing touchdowns - only the fifth time since the 1970 NFL a team has average 150-plus rushing yards per game with 30 rushing touchdowns in a season.

In 2007, the Panthers became the first team in more than a decade to win at least one game with four different starting quarterbacks (David Carr, Delhomme, Matt Moore and Vinny Testaverde) finishing with a 7-9 record after losing Delhomme in the third game with a season-ending elbow injury.

Fox came to Carolina from the New York Giants where he spent five seasons (1997-2001) as the franchise's defensive coordinator. During those five seasons, the Giants ranked third in the NFL in sacks (230), fourth in rushing defense (96.5 ypg) and turnover differential (+25), seventh in scoring defense (18.7 ppg) and eighth in opponent passer rating (73.4). In 2001, under Fox's guidance, Michael Strahan set an NFL single-season record with 22.5 sacks. Strahan earned his first four Pro Bowl selections under Fox while linebacker Jessie Armstead made all five of his career Pro Bowls with Fox as his defensive coordinator.

The Giants made the playoffs twice in Fox's five seasons as defensive coordinator, including a trip to Super Bowl XXXV following the 2000 season. In the 2000 NFC Championship Game, Fox helped lead the Giants to a 41-0 shutout of the Minnesota Vikings, who were the fifth-ranked scoring offense in the league during the regular season.

Fox spent the 1996 season as a consultant for the St. Louis Rams after two years as the Raiders defensive coordinator (1994-95). The Raiders were eighth in the NFL in total defense (314.0 ypg) and tied for 12th in scoring defense (20.6 ppg) in Fox's two seasons as defensive coordinator. Oakland defensive tackle Chester McGlockton and cornerback Terry McDaniel garnered Pro Bowl honors in both seasons under Fox.

Before becoming an NFL defensive coordinator, Fox was a secondary coach for the San Diego Chargers (1992-93) and Pittsburgh Steelers (1989-91). In Fox's two seasons with the Chargers, under head coach Bobby Ross, San Diego's defense was second in the NFL in interceptions (47) and seventh in opponent passer rating (70.4). Fox mentored Pro Bowl cornerback Gill Byrd and safety Darren Carrington, whose 13 interceptions over the 1992-93 seasons were third most in the NFL. In Fox's first year with San Diego, the Chargers won the AFC West with an 11-5 mark, a year after finishing last place in the division at 4-12.

During his time in Pittsburgh, working under Pro Football Hall of Fame Head Coach Chuck Noll, Fox helped the Steelers defense rank tied for fourth in the NFL with 64 interceptions and fifth in the league in opponent passer rating (69.2). In 1991, under Fox's tutelage, defensive back Rod Woodson earned his first of his 10 Pro Bowl selections en route to his Pro Football Hall of Fame enshrinement in 2009.

Prior to joining the NFL coaching ranks, Fox spent 10 years as a collegiate coach and one season in the USFL. He got his coaching start at his alma mater, San Diego State, in 1978 as a graduate assistant. He moved on to work as a defensive backs/secondary coach at U.S. International (1979) under Pro Football Hall of Fame coach Sid Gillman. Fox also had collegiate coaching stints at Boise State (1980), Long Beach State (1981), Utah (1982), Kansas (1983) and Iowa State (1984) before working on the coaching staff of the USFL's Los Angeles Express in 1985. Fox rejoined the collegiate coaching ranks in 1986 as a defensive coordinator/secondary coach at the University of Pittsburgh, a title he held for three seasons. While with the Panthers, Fox oversaw a pass defense that ranked in the top-10 nationally all three years (1986-88).



CHICAGO BEARS STAFF

A native of Virginia Beach, Va., Fox spent his teen years in the San Diego area and attended Castle Park High School in Chula Vista, Calif. He played defensive back at Southwestern Junior College in Chula Vista (1974-75) before transferring to San Diego State to finish his collegiate career. While at SDSU, he was defensive teammates with former NFL head coach Herm Edwards in 1976. Fox graduated from San Diego State with a bachelor's degree in physical education and a secondary education teaching credential.

The son of Ron Fox, who was a U.S. Navy SEAL, John and his wife, Robin, have three sons: Matthew, Mark and Cody, and a daughter, Halle.

John Fox - Head Coach

Born: 1955, Virginia Beach, Virginia

Playing Experience

Defensive Back, Southwestern College (CA), 1974-75;

Defensive Back, San Diego State, 1976-78

Coaching Career

	Team/School		Reg. Season	Postseason
			Record *	Record *
1978	Graduate Assistant	San Diego State University		
1979	Defensive Backs	U.S. International University		
1980	Secondary	Boise State University		
1981	Secondary	Long Beach State University		
1982	Secondary	University of Utah		
1983	Secondary	University of Kansas		
1984	Secondary	Iowa State University		
1985	Secondary	Los Angeles Express (USFL)		
1986	Defensive Coord./Secondary	University of Pittsburgh		
1987	Defensive Coord./Secondary	University of Pittsburgh		
1988	Defensive Coord./Secondary	University of Pittsburgh		
1989	Secondary	Pittsburgh Steelers		
1990	Secondary	Pittsburgh Steelers		
1991	Secondary	Pittsburgh Steelers		
1992	Secondary	San Diego Chargers		
1993	Secondary	San Diego Chargers		
1994	Defensive Coordinator	Los Angeles Raiders		
1995	Defensive Coordinator	Oakland Raiders		
1996	Consultant	St. Louis Rams		
1997	Defensive Coordinator	New York Giants		
1998	Defensive Coordinator	New York Giants		
1999	Defensive Coordinator	New York Giants		
2000	Defensive Coordinator	New York Giants		
2001	Defensive Coordinator	New York Giants		
2002	Head Coach	Carolina Panthers	7-9	
2003	Head Coach	Carolina Panthers	11-5	S.B. XXXVIII (3-1)
2004	Head Coach	Carolina Panthers	7-9	
2005	Head Coach	Carolina Panthers	11-5	NFC Champ. Game (2-1)
2006	Head Coach	Carolina Panthers	8-8	
2007	Head Coach	Carolina Panthers	7-9	
2008	Head Coach	Carolina Panthers	12-4	Playoffs (0-1)
2009	Head Coach	Carolina Panthers	8-8	
2010	Head Coach	Carolina Panthers	2-14	
2011	Head Coach	Denver Broncos	8-8	Playoffs (1-1)
2012	Head Coach	Denver Broncos	13-3	Playoffs (0-1)
2013	Head Coach	Denver Broncos	13-3	S.B. XLVIII (2-1)
2014	Head Coach	Denver Broncos	12-4	Playoffs (0-1)
2015	Head Coach	Chicago Bears	6-10	

Totals

125-99 (.558) 8-7 (.533)

* As a head coach



VIC FANGIO Defensive Coordinator

Vic Fangio is in his second season as Chicago's defensive coordinator after being hired by the Bears on January 20, 2015.

This is his 30th year in the NFL and his 17th season as an NFL defensive coordinator.

In his first season overseeing the Bears defense, Chicago improved to 14th in the NFL in total defense (345.1 ypg) up from 30th a year prior. The 16-spot improvement is third largest in franchise history from one year to the next and was tied for the second largest improvement in the NFL in 2015. The Bears also improved to 20th in scoring defense in 2015 (24.8 ppg) up from 31st in 2014, tied for the sixth largest franchise improvement and sixth best jump in the NFL last season. Fangio oversaw the turnaround while the Bears defense also led the NFL with six rookies making starts in 2015. Chicago was fourth in passing defense (224.6 ypg) last season, while

holding eight opponents under 200 yards passing, tied for the most in the NFL. The Bears defense had 10 multi-sack games with all 10 coming over the final 14 games of the 2015 season, tied for sixth most in the NFL during that time. Their 20 sacks over the final seven weeks of the season were tied for seventh most in the NFL.

Prior to coming to Chicago, Fangio spent four seasons (2011-14) as defensive coordinator for the San Francisco 49ers. During his four seasons overseeing San Francisco's defense, the 49ers were second in the NFL in scoring defense (17.4 points per game), third in total defense (310.2 yards per game) and fourth in takeaways (122). The 49ers had the top run defense (92.0 ypg) and allowed the second-lowest yards per carry (3.78). Their pass defense was sixth in the NFL during that time (218.2 ypg) while allowing the second-lowest opponent passer rating (76.8). The 49ers defense also led the NFL in fewest first downs allowed (1,143) and were tied for sixth in 20+ yard touchdowns allowed (33).

The 49ers defense ranked in the top five in total defense in each of Fangio's four seasons with the team (fourth in 2011, third in 2012, fifth in 2013 and 2014) and in the top 10 in scoring defense all four seasons (second in 2011 and 2012, third in 2013 and tenth in 2014). The 49ers were one of only three teams in the NFL to have at least 25 takeaways in each of those four seasons.

In 2014, Fangio led San Francisco's defense to the fourth best NFL ranking in opponent passer rating (79.5) while leading the league in interceptions (23) and tying for fourth in total takeaways (29). Their passing defense was fifth in the NFL allowing 220.7 yards per game.

In 2013, the 49ers ranked fourth in opponents quarterback rating (76.4) and rushing yards allowed (95.9 ypg), and fifth in total defense (316.9 ypg).

In 2012, Fangio led a 49ers defensive unit that ranked second in the NFL in first downs allowed (284), tied for third in third down defense (33.0 pct.) and fourth in both rush defense (94.2 yards per game) and pass defense (200.2 yards per game). San Francisco was one of two teams in the NFL to rank in the top five in all six categories, including scoring defense and total defense.

In 2011, the 49ers defense led the NFL in rushing defense (77.3 ypg) and tied for league-lead with 38 takeaways. Fangio's defense established an NFL record by not allowing a rushing touchdown through the first 14 games of the season and allowed just three rushing touchdowns all season, the fewest allowed since the 16-game schedule was introduced in 1978. The 49ers defense was also fifth in the NFL in opposing quarterback rating (73.6), second in first downs allowed (267) and fourth in red zone defense (41.2 pct.).

As a defensive coordinator, prior to his stint with San Francisco, Fangio has directed defensive units that have led the NFL or ranked among the top three teams in seven or more major statistical categories.

In 2010, Fangio was the defensive coordinator at Stanford. Stanford finished the year ranked 10th in scoring defense (17.4 points/game), 11th in sacks (36), 16th in passing defensive efficiency (112.79), 19th in rushing defense (120.8 yards/game), tied-for-19th in interceptions (18) and 21st in total defense (322.8 yards/game) after ranking 90th overall as a unit in 2009, a year prior to his arrival. He was named college football's Defensive Coordinator of the Year by Footballscoop.com and other media outlets. Within the Pac-10 Conference, the Cardinal improved from 8th to 1st in both scoring defense and sacks, while moving from 9th to 2nd in takeaways and yards allowed. Stanford posted three Pac-10 shutouts on the year; marking the first time the Cardinal had held opponents scoreless in three contests in a single season.

Fangio was a special assistant to the head coach with the Baltimore Ravens from 2006-09, adding the title of linebackers coach in 2009. From 2006-09, the Ravens led the NFL in scoring defense (17.0 ppg) and opponent passer rating (70.6), were second in total defense (281.8 ypg) and tied for second in takeaways (129). They were also second in the league in rushing defense (82.4 ypg) including tops in yards per carry allowed (3.27), sixth in passing defense (199.4 ypg) and eighth in sacks (158).



Prior to joining Baltimore, Fangio spent four seasons (2002-05) as the defensive coordinator of the Houston Texans. Houston had eight interception return touchdowns and four fumble return touchdowns during that time. The Texans 22 interceptions in 2004, still stands as a team record.

Fangio also served as an NFL defensive coordinator with the Indianapolis Colts (1999-2001) and Carolina Panthers (1995-98). The Panthers ranked 10th in the NFL in scoring defense (19.8) and opponent passer rating (74.4) and sixth in takeaways (130) during Fangio's time with the team, despite the club being an expansion franchise. In 1996, the Panthers won the NFC West and reached the NFC Championship game in just their second year of existence, as Carolina's defense topped the NFL in sacks (60, a franchise record that still stands today) and finished second in the league in scoring defense (13.6 ppg) and seventh in opponent passer rating (68.7). Carolina also yielded just five touchdowns and 56 points in the second half of games for the entire season, breaking an NFL record set by the 1985 Chicago Bears that still stands today.

Fangio came to Carolina from New Orleans where he spent nine seasons as the linebackers coach of the Saints (1986-94). Fangio coached the heralded "Dome Patrol," which included All-Pro linebackers Rickey Jackson, Vaughan Johnson, Sam Mills and Pat Swilling. The group was the only linebacking unit from one team voted to the Pro Bowl on the first ballot (1992) and was later voted the best linebacking corps in league history by NFL Network. Fangio and the linebackers helped the Saints to four postseason appearances, including their first-ever playoff appearance (1987) and first-ever division title (1991).

Fangio came to the NFL after two seasons as a defensive assistant of the USFL's Philadelphia/Baltimore Stars (1984-85), winning back-to-back league championships with the team. He served as a graduate assistant at North Carolina in 1983 after serving as the defensive coordinator at Milford (Conn.) Academy in 1982.

He got his coaching start in 1979 at his alma mater, Dunmore (Pa.) High School, serving as a linebackers coach before being promoted to defensive coordinator in 1980.

Fangio, who attended East Stroudsburg University, was inducted into the Northeast Pennsylvania Hall of Fame in 1993. He has a son, Christian, and a daughter, Cassie.

Vic Fangio - Defensive Coordinator

Born: 1958, Dunmore, Pennsylvania

Playing Experience

None

Coaching Experience

Pro Coach: Chicago Bears (defensive coordinator) **2015-present**; San Francisco 49ers (defensive coordinator) **2011-14**; Baltimore Ravens (linebackers) **2009**; Baltimore Ravens (special asst. to head coach/defense) **2006-08**; Houston Texans (defensive coordinator) **2002-05**; Indianapolis Colts (defensive coordinator) **1999-2001**; Carolina Panthers (defensive coordintor) **1995-1998**; New Orleans Saints (linebackers) **1986-1994**; Baltimore Star (defensive assistant) **1984**. **College Coach:** Stanford (defensive coordinator) **2010**. **High School Coach:** Milford (CT) Academy (defensive coordinator) 1982; Dunmore (PA) High School (defensive coordinator/linebacker) **1979-81**.

2015 QUARTER-BY-QUARTER SCORING													
Bears Points Scored							Opponents Points Scored						
Team	QT1	QT2	QT3	QT4	OT	TOT	QT1	QT2	QT3	QT4	OT	TOT	
GB	3	10	3	7	-	23	7	3	7	14	-	31	
ARZ	7	13	3	0	-	23	14	14	14	6	-	48	
@ SEA	0	0	0	0	-	0	3	3	14	6	-	26	
OAK	6	10	0	6	-	22	0	14	3	3	-	20	
@ KC	3	0	3	12	-	18	7	10	0	0	-	17	
@ DET	3	10	3	18	0	34	7	14	3	10	3	37	
MIN	3	7	3	7	-	20	7	3	0	13	-	23	
@ SD	0	7	0	15	-	22	7	9	0	3	-	19	
@ STL	10	14	0	13	-	37	10	0	3	0	-	13	
DEN	0	6	3	6	-	15	7	3	0	7	-	17	
@ GB	0	14	0	3	-	17	7	6	0	0	-	13	
SF	6	7	0	7	0	20	6	7	0	7	6	26	
WAS	0	7	14	0	-	21	7	7	7	3	-	24	
@ MIN	0	7	3	7	-	17	7	10	7	14	-	38	
@ TB	0	13	0	13	-	26	7	0	7	7	-	21	
DET	0	0	10	10	-	20	7	3	7	7	-	24	
	41	125	45	124	0	335	110	106	72	100	9	397	



DOWELL LOGGAINS **Offensive Coordinator**

Dowell Loggains is in his first season as the Bears offensive coordinator after being promoted to the role on January 11, 2016. He is in his second season on the Bears coaching staff after working the 2015 season as Chicago's quarterback coach.

In 2015, Loggains coached QB Jay Cutler to a career-high 92.3 passer rating. Cutler's 64.4 completion percentage (311-of-483), 2.3 interception percentage and 7.58 passing yards per attempt were all second best of his NFL career and his 11 interceptions were the fewest in a season in which he appeared in at least 15 games. Loggains helped oversee a passing offense that produced 3,843 gross passing yards, fourth-most in single-season franchise history, and 3,660 net passing yards, fifth-most in Bears annals.

Overall, Loggains has eight years NFL coaching experience including two seasons as offensive coordinator and five as a quarterbacks coach.

In 2014, Loggains was the quarterbacks coach for the Cleveland Browns. Under Loggains tutelage, the Browns finished the 2014 season with 3,678 passing yards, 11th most in franchise history. Their 7.33 yards per attempt in 2014 was the highest for the franchise since 1992. Their 21 pass plays of 25 or more yards were tied for the second most by the franchise in the last 21 years and the most since 1995.

From 2008-13, Loggains was on the coaching staff of the Tennessee Titans, including serving as offensive coordinator in 2013 and during the final five games of the 2012 season. In 2013, the Titans jumped out to a 3-1 start as starting quarterback Jake Locker had a 99.0 passer rating, before injuries derailed his season. Locker finished with an 86.7 passer rating in seven starts (4-3 record).

From 2010-12, Loggains was the quarterbacks coach/passing game coordinator of the Titans, working with Kerry Collins, Vince Young, Matt Hasselbeck and Locker, a first-round pick in 2011. The Titans' 4,113 passing yards and 84.4 passer rating in 2011 are sixth and seventh-highest in franchise single-season history, respectively. In 2010 he helped Collins post the third-best passer rating of his career (82.2) and Vince Young register the highest passer rating of his career (98.6).

Loggains joined the Titans in 2006, working as a coaching administrative assistant for two seasons before being named a quality control coach in 2008, a role he held for two years.

Prior to his time in Tennessee, Loggains spent the 2005 season as a scouting assistant with the Dallas Cowboys. His duties included assisting with opponent film breakdown, self-scouting and statistical analysis to be used in game-plan preparation.

Loggains has worked with several successful NFL coordinators during his time in the NFL, including Sean Payton, Norm Chow, Mike Heimerdinger, Chris Palmer, Kyle Shanahan and Adam Gase.

The Newport, Ark. native was a four-year letterman as a quarterback and holder at the University of Arkansas, where he appeared in 50 games. He graduated with a Bachelor of Science and master's degree in education. He was a two-year starter at quarterback for Abilene Cooper (Texas) High School under the legendary Randy Allen who ranks among the winningest active high school coaches in Texas with over 325 career victories.

Loggains and his wife, Beth, have two daughters, Reese and Aven, and a son, Ryne.

Dowell Loggains - Offensive Coordinator

Born: 1980, Newport, Arkansas

Playing Experience

Quarterback, Arkansas, 2000-04

Coaching Experience

Pro Coach: Chicago Bears (offensive coordinator), **2016-present**; Chicago Bears (quarterbacks) **2015**; Cleveland Browns (quarterbacks) **2014**; Tennessee Titans (offensive coordinator) **2012** (final five games)-**13**; (quarterbacks/passing game coordinator) **2010-12**; (quality control) **2008-09**; (coaching administrative assistant) **2006-07**.

KICKOFF WEEKEND

The Bears own 54 opening-day victories overall (54-37-5, .589), the most by any NFL franchise. Chicago has won five of their last eight opening-day contests.



JEFF RODGERS Special Teams Coordinator

Jeff Rodgers is in his second year as the special teams coordinator of the Chicago Bears after being hired by the club on January 19, 2015.

He has 12 years NFL experience coaching special teams and 15 seasons coaching experience overall.

In 2015, Deonte Thompson finished second in the NFL in kickoff returns (minimum 10 returns) averaging 29.2 yards per return and 75.8 percent (25-of-33) of Chicago's kickoff returns went for 20 yards or more, sixth-highest percentage in the NFL, under Rodgers' direction. Last season, punter Pat O'Donnell finished with the second-highest net punting average in single-season franchise history with a 39.7 yards per punt and the fourth-highest gross punting average at 44.2 yards per punt. Rodgers helped Bears kicker Robbie Gould set single-season franchise

records with 33 field goals made and seven field goals made from 50 yards or longer, while ranking tied for second and first in the NFL in each category, respectively. Gould's 127 points in 2015 are the third most in franchise history.

Before his time in Chicago, Rodgers spent four seasons as the special teams coordinator of the Denver Broncos (2011-14). During Rodgers' four seasons in Denver, the Broncos ranked 10th in the NFL in gross punting average (45.6 yards per punt) and 11th in net punting average (39.6 ypp). Denver's six total kick return touchdowns (four punt and two kickoff) were tied for second most in the NFL during Rodgers' time with the team with the Broncos 24.5 kickoff return average ranking ninth in the NFL since 2011.

Under Rodgers' tutelage, Broncos kicker Matt Prater was named to the Pro Bowl following the 2013 season after setting franchise records in field goal percentage (96.2 percent, 25-of-26) and points scored (150). Prater's 64-yard field goal on December 8, 2013 is the longest in NFL history. In 2014, Connor Barth's 93.8 field goal percentage (15-of-16) was second-highest in franchise single-season history.

In Rodgers' second season with the Broncos, Denver's special teams allowed the second-lowest punt return average (6.0 yards per return) and the seventh-lowest kickoff return average (22.1 ypr) in the NFL. During the Divisional Playoffs that season, Trindon Holliday became the first player in NFL history to record a punt return touchdown (90 yards) and kickoff return touchdown (104 yards) in a single playoff game.

In 2011, Denver was third in the NFL in punt return average (12.7 ypr), including two touchdowns. Under Rodgers' direction in 2011, Colquitt set single-season franchise records for gross (47.4) and net punting (40.2) averages. Denver was sixth in the NFL in gross punt average and eighth in net punting average as punter Britton Colquitt set a franchise record with a 47.4 gross average. Colquitt's 42.1 net punting average in 2012 and 40.2 average in 2011 are first and second in franchise single-season annals.

Prior to his time in Denver, Rodgers spent two seasons in Carolina under Bears head coach John Fox, first as the Panthers special teams assistant (2009) before being named special teams coordinator (2010). He came to Carolina after spending the 2008 season at Kansas State as the Wildcats special teams coordinator.

Rodgers got his NFL coaching experience in San Francisco working as the special teams quality control coach from 2003-04 before being named assistant special teams coach in 2005, a title he held for three seasons. During his five seasons working with San Francisco's special teams, long snapper Brian Jennings (2004) and punter Andy Lee (2007) were Pro Bowl selections. Lee set an NFL single-season record with 42 punts landed inside-the-20 in 2007 leading to a 41.0 net punting average, second best in the league that season.

He began his coaching career as a graduate assistant at the University of Arizona, where he worked with the secondary (2001) and linebackers (2002).

Rodgers played linebacker at North Texas, where he earned a degree in business, specializing in entrepreneurship and strategic management. Rodgers was born in St. Paul, Minn., and attended Westlake High School in Austin, Texas.

He is the younger brother of Bears defensive line coach Jay Rodgers.

Jeff Rodgers - Special Teams Coordinator

Born: 1978, St. Paul, Minnesota

Playing Experience

Linebacker, North Texas, 1996-99

Coaching Experience

Pro Coach: Chicago Bears (special teams coordinator) **2015-present**; Denver Broncos (special teams coordinator) **2011-14**; Carolina Panthers (special teams coordinator) **2010**; (special teams assistant) **2009**; San Francisco 49ers (assistant special teams) **2005-07**; (special teams quality control) **2003-04**. **College Coach:** Kansas State (special teams coordinator) **2008**; Arizona (linebackers) **2002**; Arizona (secondary) **2001**.



SEAN DESAI **Defensive Quality Control**

Sean Desai is in his fourth season as a defensive quality control coach for the Chicago Bears after being hired by the team on January 28, 2013. He has over a decade of experience as a coach at the NFL or collegiate levels. On the field, Desai will continue to work with the Bears linebackers on defense while also assisting the special teams coaches.

Last season, a trio of linebackers led the team in sacks as Lamarr Houston (eight sacks), Willie Young (6.5) and Pernell McPhee (six) were the only set of LBs in the NFL to have at least six sacks each. Undrafted rookie inside linebacker John Timu started the final three contests for Chicago, leading the team with 25 tackles during that time while becoming the first Bears rookie with two opponent fumble recoveries in a game since 2002. Another undrafted rookie inside linebacker, Jonathan Anderson, had 40 tackles along with one interception and five

pass break-ups, most on the team among non-defensive backs.

Desai joined the Bears after spending the 2012 season as the running backs coach/special teams coordinator at Boston College. In 2012, the Eagles led the NCAA in punt returns averaging 21.7 yards per return (282 yards and one touchdown on 13 returns). That season, Desai also coached Boston College running back Andre Williams who went on to win the Doak Walker Award as the nation's top running back a year later.

Desai was the assistant director of football operations at the University of Miami (FL) in 2011 after spending five seasons at Temple (2006-10) as a defensive and special teams coach.

In 2010, Desai was Temple's special teams coordinator/outside linebackers coach. That season, the Owls special teams ranked second in the nation in kickoff coverage, allowing just 17.4 yards per return. The Owls defense ranked 16th in the nation in both total defense (317.7 yards per game) and scoring defense (19.1 points per game). Temple's defense also finished 15th in passing yards per game allowed (178.2 ypg) and their nine passing touchdowns allowed were tied for the second fewest in the FBS, helping the Owls to the 14th best pass efficiency defense in the nation in (110.98). During his time overseeing the outside linebackers and special teams, Desai coached current Detroit Lions LB Tahir Whitehead and Super Bowl 50 kicker Brandon McManus.

During 2007-09 seasons, Desai was a graduate assistant for the Owls defense/special teams. During his time as a graduate assistant, Temple's special teams had the nation's top kickoff return unit in 2008, averaging 26.6 yards per return, while tying for second in the nation with two kickoff return touchdowns. In 2009, the Owls compiled their longest winning streak in program history (nine-straight), en route to the MAC East Division Co-Championship and their first bowl game in 30 years (and just the third bowl game in school annals). He joined Temple in 2006 as a graduate extern for academics. While assisting the defensive staff, Desai coached safety Jaiquawn Jarrett and worked with DL Muhammad Wilkerson.

He started his coaching career at his alma mater Shelton (Conn.) High School, serving as assistant defensive coordinator, defensive backs and wide receivers coach for the freshman squad from 2001-04.

Desai earned his doctorate in educational administration, with an emphasis in higher education, at Temple University in May 2008, serving as an adjunct professor at the school in 2009 and 2010, teaching in the master's and doctoral programs in education administration. He has articles published in both the Journal of Higher Education and the Community College Journal of Research and Practice and has spoken at various education conferences, including giving a keynote speech at the New DEEL Conference.

Desai and his wife have two sons.

Sean Desai - Defensive Quality Control Born: 1983, Shelton, Connecticut	Playing Experience None
Coaching Experience Pro Coach: Chicago Bears (defensive quality control) 2013-present . College coach: Boston College (running backs/ special teams coordinator/defensive backs) 2012 ; Miami (assistant director of football operations) 2011 ; Temple (graduate assistant, special teams coordinator/outside linebackers) 2007-10 .	

ROAD OPENER IN 2016

The Bears open the regular season schedule on the road for the first time since 2009, snapping a string of six-straight home openers. Prior to their 2010 season opener at home, the Bears had opened the regular season on the road for five-straight seasons (2005-09).



ED DONATELL Defensive Backs

Ed Donatell is in his second season as the Bears defensive backs coach after being hired by the team on January 21, 2015.

Donatell has 37 years coaching experience, including 25 in the NFL.

In 2015, Donatell's defensive backs helped the Bears defense rank fourth in the NFL in passing defense (224.6 yards per game), up from 30th in the league (264.4 ypg) a year prior to his arrival. That largely helped Chicago improve to 14th in the NFL in total defense (345.1 ypg) up from 30th a year prior. The 16-spot improvement is third largest in franchise history from one year to the next and was tied for the second largest improvement in the NFL in 2015. Chicago tied for the NFL lead by holding eight opponents under 200 yards passing in 2015.

Prior to joining the Bears, Donatell spent four seasons (2011-14) as the secondary coach for the San Francisco 49ers. During that time, Donatell's secondary was a part of a 49ers defense that ranked second in the NFL in scoring defense (17.4 points per game) and opponent passer rating (76.8), tied for second in interceptions (78), third in total defense (310.2 yards per game) and sixth in pass defense (218.2 ypg).

Four players from the 49ers secondary were named to a total of six Pro Bowls under Donatell's guidance: S Dashon Goldson (2011-12), CB Carlos Rogers (2011), S Eric Reid (2013) and S Donte Whitner (2011-12). In addition, Goldson, earned first-team All-Pro honors by the *Associated Press* in 2012 and Rogers was named a second-team All-Pro by the AP in 2011.

Prior to his time in San Francisco, Donatell was the secondary coach of the Denver Broncos for two seasons (2009-10), his second coaching stint with the club. During his time in Denver, the Broncos were ninth in the NFL in passing defense allowing 211.3 yards per game.

Donatell was the defensive coordinator at the University of Washington in 2008 and served as a special assistant for the New York Jets in 2007. From 2000-06, Donatell served as an NFL defensive coordinator for two teams: Green Bay (2000-03) and Atlanta (2004-06). During his three seasons in Atlanta, the Falcons defense was tied for seventh in the NFL with 122 sacks and eighth in third-down defense (217-of-599, 36.2 percent). In 2004 the Falcons paced the league with 48 sacks, the first time leading the NFL in that category, while advancing to the NFC Championship game. In 2005, the Falcons led the NFL in third-down defense (58-of-192, 30.2 percent). In 2006, they ranked sixth in the league in yards per carry allowed (3.75) and ninth in rushing defense (103.6 ypg).

During Donatell's four seasons as Green Bay's defensive coordinator, the Packers were third in the NFL with 144 take-aways, including pacing the league with 116 takeaways from 2001 to 2003. In 2002, the Packers defense set a Green Bay record with 52 sacks (which still stands) and led the NFL with 45 takeaways, sixth-most in franchise history.

In Donatell's first stint with the Broncos he held the role of defensive backs coach from 1995-99. During that time, the Broncos were seventh in the NFL in passing defense (199.6 ypg) and yards per attempts (6.47). Denver won back-to-back Super Bowl titles during that time (XXXII following the 1997 season and XXXIII following the 1998 season). The Broncos ranked in the top 10 in pass defense in four of his five seasons overseeing the defensive backs (ninth in 1995, tenth in 1996, fifth in 1997 and eighth in 1999).

Donatell got his NFL coaching start as the defensive backs coach with the New York Jets from 1990-94. From 1979-89, he operated in the collegiate coaching ranks, holding the role of defensive backs coach with Cal State Fullerton (1989), the University of Idaho (1986-88) and the University of Pacific (1983-85) after working as a graduate assistant at the University of Washington (1981-82) and Kent State (1979-80).

An all-conference defensive back, team captain and four-year letter winner at Glenville State (W.Va.) University, Donatell received a bachelor's degree in physical education in 1979. He went on to earn a master's degree in administration from Kent State in 1981. A native of Stow, Ohio, Donatell and his wife Shari, have three children, Brenna, Tommy and Stevie.

Ed Donatell - Secondary

Born: 1957, Akron, Ohio

Playing Experience

Defensive Back, Glenville (WV) State, 1975-78

Coaching Experience

Pro Coach: Chicago Bears (secondary) **2015-present**; San Francisco 49ers (secondary) **2011-14**; Denver Broncos (secondary) **2009-10**; New York Jets (special assistant) **2007**; Atlanta Falcons (defensive coordinator) **2004-06**; Green Bay Packers (defensive coordinator) **2000-03**; Denver Broncos (defensive backs) **1995-99**; New York Jets (defensive backs) **1990-94**. **College Coach:** Washington (defensive coordinator) **2008**; Cal State Fullerton (defensive backs) **1989**; Idaho (defensive backs) **1986-88**; Pacific (defensive backs) **1983-85**; Washington (defensive backs) **1981-82**; Kent State (defensive backs) **1979-80**.



STAN DRAYTON **Running Backs**

Stan Drayton is in his second season as the Bears running backs coach after being hired by the team on February 5, 2015. Drayton has 23 years of coaching experience overall.

In 2015, the Bears rushing offense was 11th in the NFL averaging 115.9 yards per game, a 16-spot improvement from their ranking of 27th (90.1 ypg) a year prior to his arrival. Drayton helped running back Jeremy Langford, a fourth round draft pick, finish fifth among all NFL rookies with seven touchdowns and ninth among all rookies with 816 yards from scrimmage. Langford joined Pro Football Hall of Famers Walter Payton and Gale Sayers as the only Bears rookies since at least 1960 with a rushing touchdown in four-straight contests and, along with Payton and Sayers, are the only rookies in franchise history to have 100 receiving yards, one rushing touchdown and one receiving touchdown in a single game.

Drayton came to the Bears after spending four seasons (2011-14) with the Ohio State Buckeyes, spending the 2014 season as Ohio State's assistant head coach on offense/running backs, his third consecutive year working with the Buckeye running backs. In 2014, Drayton helped the Buckeyes win the National Championship as sophomore running back Ezekiel Elliott finished third in the nation and second in single-season school history with 1,878 rushing yards.

Under Drayton's guidance, Elliott capped the 2014 season with three-straight 200-yard rushing games (tied for the most in single-season school history with Eddie George - 1995). Drayton's work with Elliott helped the sophomore be named College Football Playoff National Championship Offensive MVP with 246 rushing yards (tied for fourth most in single-game school history) and four touchdowns on 36 carries. Elliott was also named Offensive MVP of the Sugar Bowl (230 rushing yards and two touchdowns on 20 carries) versus Alabama.

In 2013, Drayton held the same coaching title and helped senior running back Carlos Hyde finish eighth in the nation with an average of 126.8 rushing yards per game (1,521 yards and 15 touchdowns on 208 carries in 12 contests). Hyde was named the Big Ten's 'Ameche-Dayne Running Back of the Year' as his 1,521 rushing yards are ninth most in school history and his 7.3 yards per carry average was the highest in single-season OSU annals. Hyde's 246 yards at Illinois that season are tied for fourth most in single-game school history.

In his first season as Ohio State's running backs coach in 2012, Drayton helped the Buckeye running backs to 1,536 yards, 21 touchdowns and an average of 5.44 yards per carry during the team's 12-0 campaign. He came to Ohio State in 2011 as the team's wide receivers coach.

Prior to his time at Ohio State, Drayton spent the 2010 season as the running backs coach/recruiting coordinator at the University of Florida, his second stint at the school after serving as the Gators running backs coach from 2005-07. In 2006, Florida won the BCS National Championship as the Gators averaged 160 rushing yards per game.

During his coaching career, Drayton has also served as running backs coach at Syracuse (2009), Tennessee (2008), Mississippi State (2004), Bowling Green (2000 also serving as special teams coach), Villanova (1996-99), Pennsylvania (1995, assistant running backs/director of football operations) and his alma mater Allegheny (Pa.) College (1993). He has also served as a graduate assistant at Eastern Michigan (1994) and offensive quality control coach/special teams of the Green Bay Packers (2001-03).

A three-time first-team All-America selection as a running back at Allegheny, Drayton is second in the school's record book for rushing (3,272 yards), rushing touchdowns (54) and scoring (336 points) and was a part of the 1990 Division III national championship team. He was a two-time All-American in track, competing in the 100 and 200 meter dashes. A 1993 graduate with a bachelor's degree in English, Drayton was inducted into the Allegheny College Athletic Hall of Fame in 2005.

He, and his wife Monique, have two daughters: Amari and Anaya.

Stan Drayton - Running Backs

Born: 1971, Cleveland, Ohio

Playing Experience

Running back, Allegheny (PA) College, 1989-92

Coaching Experience

Pro Coach: Chicago Bears (running backs) **2015-present**; Green Bay (offensive quality control/special teams) **2001-03**. **College Coach:** Ohio State (assistant head coach-offense/running backs) **2013-14**; Ohio State (running backs) **2012**; Ohio State (wide receivers) **2011**; Florida (running backs coach/recruiting coordinator) **2010**; Syracuse (running backs) **2009**; Tennessee (running backs) **2008**; Florida (running backs) **2005-07**; Mississippi State (running backs) **2004**; Bowling Green (running backs/special teams) **2000**; Villanova (running backs) **1996-99**; Pennsylvania (assistant running backs/director of football operations) **1995**; Eastern Michigan (graduate assistant) **1994**; Allegheny (Pa.) College (running backs) **1993**.



SAM GARNES Assistant Defensive Backs

Sam Garnes in his second season with the Chicago Bears after being named the team's assistant defensive backs coach on January 20, 2015.

In 2015, Garnes helped rookie safety Adrian Amos (a fifth round draft pick) finish seventh among all NFL rookies in tackles, according to press box statistics, with 67. Amos was named to the NFL's all-rookie team by multiple outlets including the Pro Football Writers of America (PFWA), ESPN's Mel Kiper and NFL.com's Gil Brandt and was the fourth runner-up for Pro Football Focus' defensive rookie of the year. Opposite of Amos, injuries to typical starter Antrel Rolle forced Garnes to help undrafted rookie Harold Jones-Quartey start four contests in 2015. In those four starts, Jones-Quartey recorded 26 tackles, one interception, one forced fumble and three pass break-ups.

Prior to arriving in Chicago, Garnes spent four seasons (2011-14) as the assistant secondary/safeties coach for the Denver Broncos under Bears head coach John Fox.

In 2014, Denver's defense was eighth in the NFL in opponent passer rating (82.4) while tying for seventh in the league with 18 interceptions. Their pass defense was ninth in the NFL in 2014, allowing 225.4 yards per game. Under Garnes' tutelage, Broncos safety T.J. Ward was named Pro Bowl along with cornerbacks Chris Harris, Jr. and Aqib Talib following the 2014 season. During his tenure in Denver, Garnes also helped coach Pro Bowl CB Champ Bailey (2011-12) and S Brian Dawkins (2011).

In 2013, the Broncos won the AFC Championship as the secondary had to deal with injuries to starting safety Rahim Moore and Bailey. In 2012, Denver's secondary helped contribute to a defense that was second in the NFL in total defense (290.8 ypg), third in passing defense (199.6 ypg), fourth in scoring defense (18.1 ppg) and ninth in opponent passer rating (79.4).

In 2010, Garnes was a special teams and strength and conditioning assistant under Fox in Carolina, where he also worked closely with Bears special teams coordinator Jeff Rodgers.

Garnes participated in the NFL's Minority Internship Program on two occasions: with New Orleans during its 2008 training camp and with Carolina during its 2007 training camp.

As an NFL safety with the New York Giants (1997-2001) and New York Jets (2002-03), Garnes started 105-of-106 games played, recording 577 tackles, 10 interceptions - including one returned for a touchdown - 41 pass break-ups, five forced fumbles, three sacks and two fumble recoveries.

Garnes got his start in coaching in 2005 as a defensive coordinator at Emerson High School in Emerson, N.J. He went on to coach in NFL Europe in 2006, serving as the defensive backs coach of the Cologne Centurions. In 2009, he was the defensive backs coach of the UFL's Las Vegas Locomotives, helping them to the league's inaugural championship.

The Bronx, N.Y. native was a three-time first-team All-Conference USA and All-Liberty Bowl Alliance choice at the University of Cincinnati, finishing his collegiate career as the Bearcats' all-time leader in tackles and interceptions. He graduated with a degree in criminal justice. He has a 16 year old daughter named Alivia.

Sam Garnes - Assistant Secondary

Born: 1974, Bronx, New York

Playing Experience

Safety, Cincinnati, 1992-96

Pro Safety, N.Y. Giants, 1997-2001; N.Y. Jets 2002-03

Coaching Experience

Pro Coach: Chicago Bears (assistant secondary) **2015-present**; Denver Broncos (assistant secondary/safeties) **2011-14**; Carolina Panthers (special teams/strength and conditioning assistant) **2010**; Las Vegas Locomotives (UFL) (defensive backs) **2009**; Cologne Centurions (NFL Europe) (defensive backs) **2006**.

BEARS FACE NFC EAST AND AFC SOUTH IN 2016

Chicago will square off against all four teams from the NFC East and AFC South this season.

The Bears are 97-73-4 all-time against teams for the NFC East. Chicago last faced all four teams from the NFC East in 2013, going 2-2 in those contests. This will be the seventh meeting in the last 10 years between the Bears and the Eagles and the sixth meeting in the last decade between the Bears and Cowboys.

Chicago is 27-35 all-time against teams from the AFC South. Chicago last faced all four teams from the AFC South in 2012, going 3-1 in those contests.



RICHARD HIGHTOWER Assistant Special Teams

Richard Hightower is in his first season with the Bears as the assistant special teams coach, after being hired by the club on January 26, 2016.

Hightower has 10 years of coaching experience including nine in the NFL. He spent the 2015 season in San Francisco as an assistant special teams coach with the 49ers. In 2015, Hightower helped the 49ers punt coverage unit rank eighth in the NFL allowing just 6.4 yards per return, while working with rookie punter Bradley Pinion. Kicker Phil Dawson was 10th in the NFL with an 88.9 field goal percentage (tied for the fourth highest percentage of his 17-year career).

Hightower spent the 2014 season as an offensive quality control coach in Cleveland after working as an assistant special teams coach for four seasons in Washington (2010-13), adding the role of assistant defensive backs coach from 2012-13. Over his four seasons in Washington, the Redskins were third in the NFL in kickoff coverage, allowing just 21.2 yards per return, including leading the league in 2010 and 2011. In 2012, Redskins special teamer Lorenzo Alexander was named to the Pro Bowl after leading the NFL with 21 special teams tackles and first-year kicker Kai Forbath led the NFL with a 94.4 field goal percentage. Forbath broke an NFL record by hitting his first 17 career field attempts.

As assistant defensive back coach, Hightower helped the unit rank sixth in the NFL in interceptions (37) and tie for second in the NFL in interception-return touchdowns (7) over the two-year span. DeAngelo Hall led the NFL in defensive touchdowns (3). In 2012, the Redskins were first in the NFC in passes defensed and had four returned touchdowns.

From 2006-08, Hightower was on Houston's coaching staff as a coaching assistant (2006-07) and special teams assistant (2008). In 2008, Houston was 11th in the NFL in kickoff coverage (22.3 ypr). Punt returner Jacoby Jones finished fifth in the NFL and second in Texans single-season annals with a 12.1 average, including a franchise single-season record two punt return touchdowns. Kicker Kris Brown finished tied for 10th in the NFL with a career-high 87.9 field goal percentage (29-of-33), which is also second-highest in Texans single-season history.

In between his time in Houston and Washington, Hightower spent the 2009 season as wide receivers coach at the University of Minnesota. Under his tutelage, Eric Decker was named a First-Team All-Big Ten selection that season before being selected by the Denver Broncos in the third round (87th overall) of the 2010 NFL Draft.

The Houston, Texas native earned his BA in Marketing from the University of Texas where he was a three-year letterman and special teams standout for Longhorns. He went to Austin as an academic scholar and later earned an athletic scholarship after walking on. Following his senior season, then head coach Mack Brown and his staff voted Hightower the D. Harold Byrd Leadership Award.

Hightower and his wife, Lanet, have two sons Jaxson and Kaden and a daughter, Reagan.

Richard Hightower - Assistant Special Teams
Born: 1980, Houston, Texas

Playing Experience
Wide Receiver, Texas, 1999-2002

Coaching Experience
Pro Coach: Chicago Bears (assistant special teams) **2016-present**; San Francisco 49ers (assistant special teams) **2015**; Cleveland Browns (offensive quality control) **2014**; Washington Redskins (assistant defensive backs) **2012-13**; Washington Redskins (assistant special teams) **2010-13**; Houston Texans (coaching assistant/special teams assistant) **2006-08**. **College Coach:** Minnesota (wide receivers) **2009**.

BEARS IN PRIMETIME

The Bears are scheduled to make four appearances on primetime television during the 2016 regular season, with all four coming in the first eight weeks of the season. Two of those contests are at home and two are on the road.

The Bears will host the Philadelphia Eagles in Week 2 on and the Minnesota Vikings in Week 8 on ESPN's Monday Night Football. Chicago will travel to Dallas in Week 3 for a game on NBC's Sunday Night Football and Green Bay in Week 7 on CBS/NFL Network's Thursday Night Football.

Chicago went 2-0 in primetime during the 2015 regular season with wins at San Diego on ESPN's Monday Night Football (1-0) and at Green Bay on a special edition of NBC's Sunday Night Football (1-0) played on Thanksgiving.

The Bears are 29-36 all time on Monday Night Football (15-12 at home; 14-24 on the road); 16-21 on Sunday Night Football (5-9 at home; 11-12 on the road) and 5-5 on Thursday Night Football (2-1 at home; 3-4 on the road) during the regular season.

HIGHTOWER



CLINT HURTT Outside Linebackers

Clint Hurtt is in his third season with the Bears and his second as the team's outside linebackers coach after spending 2014 as Chicago's assistant defensive line coach.

Last season, under Hurtt's tutelage, Lamarr Houston (8.0 sacks), Willie Young (6.5) and Pernell McPhee (6.0) were the only trio of linebackers in the NFL to have at least six sacks each and one of only five trios to accomplish the feat. Houston's eight sacks were a career high, with seven coming over the final nine weeks of the season, tied for sixth most in the NFL during that time. Young tied a franchise-record with a sack in five-straight contests in 2015. Hurtt helped both Houston and Young transition from ends in a 4-3 base defense to 3-4 outside linebackers. McPhee and Young were two of only seven players in the NFL to have at least six sacks and one interception during the 2015 season.

In 2014, the Bears increased their sack total to 39, up from 31 a year prior to Hurtt's arrival. Thirty-five of the Bears 39 sacks (89.7 percent) came from defensive linemen in 2014 up from 21-of-31 (67.7) in 2013. That season under Hurtt's tutelage along the defensive line, Young led the team with a career-high 10 sacks after totaling just six sacks in his previous four NFL seasons with Detroit. Young became just the second player to record double-digit sacks in his first year with the Bears since sacks became an official statistic in 1982. Defensive tackle Stephen Paea added a career-high six sacks and fellow DT Ego Ferguson finished fourth among rookie defensive tackles with two sacks and added three pass break-ups.

Prior to joining the Bears in 2014, Hurtt spent 13 years in the collegiate ranks coaching 14 NFL Draft picks during that time. From 2010-13, he worked as Louisville's defensive line coach/recruiting coordinator, adding the title of associate head coach from 2011-13. In 2013, Louisville's defense was tops in the nation in sacks (3.31 per game; 43 sacks in 13 games), total defense (251.5 yards per game), rushing defense (80.7 ypg) and third down defense (27%), second in scoring defense (12.2 points per game), fifth in passing defense (170.8 yards per game) and sixth in tackles for losses with 7.8 per game (102 TFLs). Under Hurtt's tutelage in 2013, senior Marcus Smith led the nation in sacks (1.12 per game; 14.5 sacks) and junior Lorenzo Mauldin was tied for 25th with .73 sacks per game (9.5). Hurtt also worked with current Bears DE Greg Scruggs, Titans LB Deontrez Mount and 2016 first-round NFL Draft pick Sheldon Rankins during his time with the Cardinal.

Hurtt came to Louisville from Miami (Fla.), his alma mater, where he worked as the team's defensive line coach from 2006-09, adding the title of recruiting coordinator in 2007. It was his second stint at his alma mater after beginning his coaching career as a volunteer strength and conditioning coach from 2001-02 before working as a graduate assistant with the Hurricanes from 2003-04. During his time in Miami, Hurtt worked with Cardinals DE Calais Campbell, Chiefs DE Allen Bailey and Giants DE Olivier Vernon.

In between stints at Miami, Hurtt spent the 2005 season at Florida International University as the Golden Panthers defensive line coach. During the 2005 season, Hurtt helped move Antwan Barnes from linebacker to defensive end and finish the year with 9.5 sacks. Barnes would go on to be the first FIU player ever selected in the NFL Draft.

Hurtt was a three-year letterman at Miami (1997, 1999-2000) before his career ended prior to the 2001 season due to injury.

Hurtt and his wife, Tanisha, have a daughter, Taylor, and son, Clayton.

Clint Hurtt - Outside Linebackers

Born: 1978, Rochester, New York

Playing Experience

Defensive lineman, Miami (FL), 1997-2000

Coaching Experience

Pro Coach: Chicago Bears (outside linebackers) **2015-present**; Chicago Bears (assistant defensive line) **2014**; **College coach:** Louisville (associate head coach/defensive line/recruiting coordinator) **2010-13**; Miami (FL) (defensive line/recruiting coordinator) **2007-09**; Miami (FL) (defensive line) **2006**; Florida International (defensive line) **2005**; Miami (FL) (graduate assistant) **2003-04**; Miami (FL) (volunteer strength & conditioning) **2001-02**.

BEARS ON THE ROAD

The Bears will travel a little over 11,000 miles during the 2016 season (preseason and regular season).

- Chicago's trip to Tampa (approximately 2,024 miles) is the longest scheduled trip during the preseason and regular season.

- Five of the Bears 10 road trips are less than 700 miles round-trip, while the remaining five are all over 1,400 miles round-trip.



CURTIS JOHNSON **Wide Receivers**

Curtis Johnson is in his first season as wide receivers coach of the Chicago Bears after being hired by the team on February 15, 2016.

Johnson has 32 years coaching experience including the previous four as head coach at Tulane after 28 seasons as a wide receivers coach at the NFL, collegiate and high school levels.

In four seasons (2012-15) at Tulane, Johnson compiled a 15-34 record, highlighted by the school's first bowl bid in 11 years following the 2013 season.

From 2006-11 Johnson was the wide receivers coach of the New Orleans Saints. During those six seasons, Johnson helped the wide receivers become part of a Saints passing offense that led the NFL in gross passing yards (28,749), completion percentage (67.6) and passing touchdowns (202). The Saints had 42 100-yard receiving performances by wide receivers during those six seasons. The Saints made four playoff appearances, won three division titles and won Super Bowl XLIV following the 2009 season while Johnson was with the team. In 2011, New Orleans established an NFL record for gross passing yards (5,505; now second in NFL history).

Johnson oversaw the development of Marques Colston, a seventh round selection (252nd overall) in the 2006 NFL Draft. During Johnson's six seasons with the Saints, Colston ranked eighth in the NFL in receiving yards (6,240), ninth in receptions (449) and seventh in receiving touchdowns (48), while compiling five of his six career 1,000-yard receiving seasons. Colston's 98 receptions in 2007 established a new franchise mark (now second) and his 11 touchdowns that season tied a franchise record (now tied for second).

Prior to his time in New Orleans, Johnson spent 22 seasons as a wide receivers coach at the collegiate level. From 1996-2005, Johnson was a wide receivers coach of the Miami Hurricanes helping recruit and develop future NFL Pro Bowlers Andre Johnson, Santana Moss and Reggie Wayne among 10 NFL Draft picks at the wide receiver position. The Hurricanes went on to win the 2001 National Championship during Johnson's tenure with the school.

Johnson came to Miami from California where he coached six-year NFL receiver Bobby Shaw in 1995. A year prior, Johnson was the wide receivers coach at SMU (1994) after spending five seasons at San Diego State (1989-93). While at SDSU, Johnson helped recruit RB Marshall Faulk, who was a New Orleans native like Johnson, as well as eight-year NFL receiver Darnay Scott.

His first collegiate coaching job came at his alma mater, Idaho, in 1987 coaching the wide receivers for two seasons. His first overall coaching experience was at Lewiston (Idaho) High School where he coached the wide receivers from 1984-86.

Johnson and his wife, Angel, have six children.

Curtis Johnson - Wide Receivers
Born: 1961, New Orleans, Louisiana

Playing Experience
Wide Receiver, Idaho, 1979-83

Coaching Experience
Pro Coach: Chicago Bears (wide receivers) **2016-present**; New Orleans Saints (wide receivers) **2006-11**. **College Coach:** Tulane (head coach) **2012-15**; Miami (FL) (wide receivers) **1996-2005**; California (wide receivers) **1995**, SMU (wide receivers) **1994**; San Diego State (wide receivers) **1989-1993**; Idaho (wide receivers) **1987-1988**.

FLEX SCHEDULING

Flexible scheduling will be used in Weeks 10-15 and 17. Additionally, in Weeks 5-9, flexible scheduling may be used in no more than two weeks. In Weeks 5-15, the schedule lists the games tentatively set for Sunday Night Football on NBC. Only Sunday afternoon games are eligible to be moved to Sunday night, in which case the tentatively scheduled Sunday night game would be moved to an afternoon start time. Flexible scheduling will not be applied to games airing on Thursday, Saturday or Monday nights.

A flexible scheduling move would be announced at least 12 days before the game. For Week 17, the Sunday night game will be announced no later than six days prior to January 1. The schedule does not list a Sunday night game in Week 17, but an afternoon game with playoff implications will be moved to that time slot. Flexible scheduling ensures quality matchups in all Sunday time slots in those weeks and gives "surprise" teams a chance to play their way into prime time.

JOHNSON



DAVE MAGAZU **Offensive Line**

Dave Magazu is in his second season as the Bears offensive line coach after being hired by the club on January 20, 2015.

Magazu has spent the last nine seasons as an NFL offensive line coach with the Bears (2015), Denver Broncos (2011-14) and Carolina Panthers (2007-10) and has spent the last 13 seasons as a part of Bears head coach John Fox's coaching staffs. He has coached six players to Pro Bowl seasons during his work with offensive linemen at the NFL level.

In 2015, Magazu helped Kyle Long earn his third consecutive Pro Bowl nod. The Bears improved their sack totals from 41 in 2014 (a year prior to Magazu's arrival) to 34 in 2015, as the seven-sack improvement was seventh best in the NFL last season.

During his four seasons with the Broncos, Denver's offensive line allowed the fewest sacks in the NFL (100). The Broncos permitted the fewest sacks in the NFL in 2014 (17) and 2013 (20) and allowed the second-fewest sacks in 2012 (21). In 2011, he coached the second-youngest starting offensive line in the NFL, as the unit helped the Broncos finish atop the NFL with a team-record 164.5 rushing yards per game.

Under Magazu's tutelage, three Broncos offensive linemen were named to the Pro Bowl: G Zane Beadles (2012 season), T Ryan Clady (2011-12 and '14) and G Louis Vasquez (2013). For Beadles and Vasquez, it was their first-ever Pro Bowl nods. Clady (2012) and Vasquez (2013) were also named first-team NFL All-Pro's by the Associated Press during that time.

Behind Magazu's offensive line, the Broncos passing attack ranked sixth in the NFL during his four seasons with the team, averaging 266.8 net passing yards per game. Denver's ground game ranked ninth in the NFL during that time, averaging 126.9 yards per game and the offensive unit as a whole was third in the NFL in total offense (393.7 ypg) and scoring offense (29.3 points per game).

GEORGE HALAS STATUE

The Bears unveiled a statue of George Halas on Sunday, Aug. 23, 2015, at a private ceremony outside Halas Hall, the team's training facility that's named after the legendary Hall of Famer.

The statue was created by sculptor Chad Fisher out of white bronze. It weighs 1,600 pounds, stands 8'8" on a granite base and features Halas with his right arm extended pointing his index finger.

A Chicago native who starred at the University of Illinois, Halas was a pro football pioneer. He helped create what would become the NFL when he joined representatives from 10 other teams in Canton, Ohio, in 1920 to found the American Professional Football Association.

Halas moved the Decatur Staleys to Chicago in 1921 and they were renamed the Chicago Bears in 1922. "Papa Bear" was named to the NFL's 1920s All-Decade Team as a player and later became the winningest coach in NFL history with 324 victories, a record since surpassed by Don Shula.

Serving as Bears coach for four separate 10-year stints, Halas led the franchise to six NFL championships in 1921, 1933, 1940, 1941, 1946 and 1963. He is a charter member of the Pro Football Hall of Fame, having been enshrined in 1963.



Prior to his time with the Broncos, Magazu spent eight seasons in Carolina coaching tight ends (2003-06) and offensive line (2007-10). During his tenure as offensive line coach of the Panthers, Carolina allowed 136 sacks, 15th fewest in the NFL, including ranking ninth in the NFL in sacks allowed from 2007-09 (86). From 2007-10, Carolina's rushing offense was fifth in the NFL averaging 134.5 yards per game with a rushing average of 4.5 yards per carry, fourth best the league during that time. T Jordan Gross (2008 and '10) and C Ryan Kalil (2009-10) were each named to their first two career Pro Bowls under Magazu's leadership. Gross was also named first-team All-Pro by the AP in 2008.

In 2009, Carolina became the first team in NFL history with two 1,100-yard rushers (Jonathan Stewart-1,133; DeAngelo Williams-1,117) in a single season.

Magazu came to Carolina from the collegiate coaching ranks, spending the 1999-2002 seasons as Boston College's offensive line coach. During his tenure at BC, Magazu coached future Pro Bowlers and Super Bowl Champion starting offensive linemen: C Dan Koppen and G Chris Snee. Behind Magazu's offensive lines, Boston College's rushing attack ranked in the top 30 in the nation in each season from 1999-2001 (29th in 1999, 20th in 2000 and 18th in 2001) and junior RB William Green was second in the nation with 155.9 rushing yards per game in 2001. In 2002, junior RB Derrick Knight was 23rd in the nation in rushing (110.1 ypg).

Prior to joining Boston College, Magazu was the co-offensive coordinator and offensive line coach at the University of Memphis from 1997-98. During his time in Memphis he coached future NFL offensive lineman Artis Hicks, who earned freshman All-America honors in 1998.

Magazu's collegiate coaching career also included coaching stops at Kentucky (centers/guards, 1995-96) Colorado State (centers/guards, 1992; offensive line, 1993-94), Indiana State (offensive coordinator/offensive line, 1990-91), the U.S. Naval Academy (offensive line/special teams, 1987-89), Ball State (offensive coordinator/offensive line, 1985-86), Northern Illinois (offensive tackles/tight ends, 1984), Michigan (graduate assistant, 1983), Eastern Michigan (offensive line, fall of 1982), North Carolina State (part time assistant offensive tackles, spring of 1982), Western Michigan (part-time assistant offensive line, 1981) and Ithaca College (graduate assistant, 1980).

The Taunton, Mass native was a four-year starter at defensive tackle for Springfield College (1976-79), graduating from the school in 1980. He and his wife, Carrie, have five children, including four sons: Anthony, Dominick, Damon and Roman, and a daughter, Olivia.

Dave Magazu - Offensive Line

Born: 1957, Taunton, Massachusetts

Playing Experience

Defensive Tackle, Springfield College, 1976-79

Coaching Experience

Pro Coach: Chicago Bears (offensive line) **2015-present**; Denver Broncos (offensive line) **2011-14**; Carolina Panthers (offensive line) **2007-10**; (tight ends) **2003-06**. **College Coach:** Boston College (offensive line) **1999-2002**; Memphis (co-offensive coordinator/offensive line) **1997-98**; Kentucky (centers/guards) **1995-96**; Colorado State (offensive line) **1993-94**; (centers/guards) **1992**; Indiana State (offensive coordinator/offensive line) **1990-91**; U.S. Naval Academy (offensive line/special teams) **1987-89**; Ball State (offensive coordinator/offensive line) **1985-86**; Northern Illinois (offensive tackles/tight ends) **1984**; Michigan (graduate assistant) **1983**; Eastern Michigan (offensive line, fall) **1982**; North Carolina State (part time assistant offensive tackles, spring) **1982**; Western Michigan (part-time assistant offensive line) **1981**; Ithaca College (graduate assistant) **1980**.

BEARS TICKETS AND TRAVEL

Fans looking to travel to Bears home and away games can book their experience through the following Bears Corporate Partners, Official Fan Packages Partner Vivid Seats (www.VividSeats.com/bears), Official Ticket Exchange (<http://www.ticketmaster.com/nfl>), and Official Airline Partner United (www.United.com). Fans can visit www.chicagobears.com/gameday/schedule.html for the most-up-to-date game information throughout the season.

Ticketmaster and NFL Ticket Exchange are once again the best destinations for fans to safely purchase tickets to Bears games at Soldier Field this season.

Ticketmaster and Ticketmaster.com will be the source for Bears fans when single-game tickets go on sale (exact date and time to be announced at a later date). Due to fan dedication and loyalty, tickets to Bears home games sell out quickly. Bears fans can also buy and sell tickets with other fans on the official NFL Ticket Exchange. Tickets purchased from NFL Ticket Exchange are first verified by Ticketmaster and then reissued in the purchasing fan's name, ensuring authenticity.



BEN MCDANIELS Offensive Assistant

Ben McDaniels is in his first season as offensive assistant with the Bears after being hired by Chicago on February 15, 2016.

McDaniels has 13 years of coaching experience, spending the previous two seasons at Rutgers, including 2015 as the offensive coordinator/quarterbacks coach of the Scarlet Knights.

In 2015, McDaniels helped sophomore quarterback Chris Laviano to a 60.9 completion percentage (187-of-307), the first Rutgers QB to complete over 60 percent of his passes since Mike Teel in 2008. Laviano's 386 passing yards at Indiana, in 2015 were tied for the fifth-best mark in school history. In that contest, the Scarlet Knights tied the school record for largest comeback win, erasing a 25-point third quarter deficit in a 55-52 victory.

McDaniels joined Rutgers in 2014 as the school's wide receivers coach. In two seasons at the school, McDaniels helped wide receiver Leonte Carroo set a Rutgers career record with 29 touchdown receptions while ranking third with 2,373 receiving yards in 31 games played.

Prior to his time at Rutgers, McDaniels spent two seasons (2012-13) as an offensive assistant with the Tampa Bay Buccaneers. In 2013, he assisted in the coaching of quarterback Mike Glennon, who was named to the PFWA All-Rookie team. A year prior, the Buccaneers averaged a franchise-best 248.9 passing yards per game en route to the second-best total offense in Tampa Bay history (363.8 ypg).

From 2009-10, McDaniels worked on the staff of the Denver Broncos, overseeing the quarterbacks in 2010 after starting as an offensive assistant in 2009. McDaniels helped the Broncos offense average 252.4 passing yards per game in 2010, sixth best in franchise history, while working with quarterbacks Kyle Orton and Tim Tebow.

McDaniels joined the NFL ranks after spending four years coaching high school football in Ohio at Massillon's Jackson High School (2008, quarterbacks), Canton McKinley Senior High School (2006-07, quarterbacks) and Warren Harding High School (2003, wide receivers). In between high school coaching stops, McDaniels spent two seasons (2004-05) as a graduate assistant at the University of Minnesota, working with the wide receivers in 2004 and the defensive backs in 2005, while earning his Master's Degree in Sport Management.

The Canton, Ohio native played quarterback at Canton McKinley Senior High School winning two state championships and were named USA Today National Champions in 1997, followed by playing quarterback at Kent State University from 1999-2001.

He and his wife, Kyle, have a daughter, Kinley, and son, Brooks.

Ben McDaniels - Offensive Assistant

Born: 1980, Barberton, Ohio

Playing Experience

Quarterback, Kent State, 1999-2001

Coaching Experience

Pro Coach: Chicago Bears (offensive assistant) **2016-present**; Tampa Bay Buccaneers (offensive assistant) **2012-13**; Denver Broncos (offensive assistant/quarterbacks) **2009-2010**. **College Coach:** Rutgers (wide receivers) **2014-15**; Minnesota (graduate assistant) **2004-05**.

2016 OPPONENT QUICK FACTS

Home	2015 Record	Last Home Meeting	Away	2015 Record	Last Away Meeting
Detroit	7-9 (.438)	L, 20-24, 2015	Dallas	4-12 (.250)	W, 34-18, 2012
Green Bay	10-6 (.625)	L, 23-31, 2015	Detroit	7-9 (.438)	L, 34-37 (ot), 2015
Jacksonville	5-11 (.313)	W, 23-10, 2008	Green Bay	10-6 (.625)	W, 17-13, 2015
Minnesota	11-5 (.688)	L, 20-23, 2015	Houston	9-7 (.563)	L, 24-31, 2008
Philadelphia	7-9 (.438)	W, 31-26, 2010	Indianapolis	8-8 (.500)	W, 29-13, 2008
San Francisco	5-11 (.313)	L, 20-26, 2015	Minnesota	11-5 (.688)	L, 17-38, 2015
Tennessee	3-13 (.188)	L, 14-21, 2008	N.Y. Giants	6-10 (.375)	L, 3-17, 2010
Washington	9-7 (.563)	L, 21-24, 2015	Tampa Bay	6-10 (.375)	W, 26-21, 2015
Totals	57-71 (.445)		Totals	61-67 (.477)	
			Overall	118-138 (.461)	

2015 Playoff Teams in **Bold**



GLENN PIRES Linebackers

Glenn Pires is in his second year as the Bears linebackers coach after being hired by the club on January 23, 2015.

Pires has 31 years coaching experience at the NFL and collegiate level including 20 seasons in the NFL. He has spent 25 of those 31 years coaching linebackers.

In 2015, Pires helped inside linebackers Christian Jones and Shea McClellin finish second and third, respectively, on the Bears in total tackles. Under Pires coaching, undrafted rookie John Timu started the final three contests for the Bears, leading the team with 25 tackles during that time while becoming the first Bears rookie with two opponent fumble recoveries in a game since 2002. Another undrafted rookie, Jonathan Anderson, had 40 tackles along with one interception and five pass break-ups, most on the team among non-defensive backs, under Pires guidance.

Pires came to Chicago by way of Atlanta where he spent seven seasons as the linebackers coach of the Falcons. In 2014, under Pires' tutelage second-year Falcons linebacker Paul Worilow was fifth in the NFL with 142 tackles.

During the 2013 season Pires helped Worilow, who was an undrafted rookie free agent, lead the Falcons and tie for 11th in the NFL with 127 tackles. That year, Worilow recorded 19 tackles in back-to-back contests (November 3 at Carolina and November 10 versus Seattle), tied for the most in any game by a Falcons player since at least 1991. In 2013, Pires also helped Joplo Bartu another undrafted rookie finish third on the team with 85 tackles while adding eight tackles for losses and 3.5 sacks.

In 2012, the Falcons primary starting linebacking combo of Sean Weatherspoon, Stephen Nicholas and Akeem Dent combined to tally 309 tackles, 16 tackles for loss, 10 passes defended, five sacks, two interceptions, two forced fumbles and two fumble recoveries.

During the 2011 season, the Falcons to finish sixth in the NFL in rush defense (97.0 yards per game) and second in opponent red zone scoring efficiency (78.7 percent, 37 scores in 47 drives).

In both 2009 and 2010, the Falcons defense finished 10th in the NFL in rushing defense yielding 105.9 and 106.8 yards per game, respectively. Pires helped linebacker Curtis Lofton earn All-Rookie honors from Sporting News and Pro Football Weekly in 2008 after he finished with 108 tackles, the second most by any NFL rookie.

Pires came to Atlanta from Miami where he spent five seasons on the coaching staff working as assistant linebackers coach (2007), defensive quality control coach (2005-06) and assistant defensive line coach (2003-04). During that time he worked with Pro Bowl linebackers Zach Thomas and Joey Porter and Pro Bowl defensive ends Jason Taylor and Adewale Ogunleye.

Before his time in Miami, Pires spent two years (2001-02) as linebackers coach of the Lions. From 1996-2000, Pires worked as the linebackers coach of the Arizona Cardinals.

In the collegiate ranks, Pires coached at Syracuse (graduate assistant, 1983-84; defensive line, 1989-90; outside linebackers, 1991-94), Dartmouth (defensive line/linebackers coach, 1985-88) and Michigan State (outside linebackers/recruiting coordinator, 1995).

He started his coaching career as an assistant at Melrose High School (Mass.).

The New Bedford, Mass. native was a four-year letterman along the offensive line at Springfield College (Massachusetts), earning his bachelor's in education in 1980.

Pires and his wife, Lynn, have one daughter, Jackie and one son, Michael.

Glenn Pires - Linebackers

Born: 1958, New Bedford, Massachusetts

Playing Experience

Offensive Lineman, Springfield College, 1976-79

Coaching Experience

Pro Coach: Chicago Bears (linebackers) **2015-present**; Atlanta Falcons (linebackers) **2008-14**; Miami Dolphins (assistant linebackers coach) **2007**; (defensive quality control) **2005-06**; (assistant defensive line) **2003-04**; Detroit Lions (linebackers) **2001-02**; Arizona Cardinals (linebackers) **1996-2000**. **College Coach:** Michigan State (outside linebackers/recruiting coordinator) **1995**; Syracuse (outside linebackers) **1991-94**; (defensive line) **1989-90**; Dartmouth (defensive line/linebackers) **1985-88**; Syracuse (graduate assistant) **1983-84**.



DAVE RAGONE Quarterbacks

Dave Ragone is in his first season as the Bears quarterbacks coach after being hired by the team on January 22, 2016.

Ragone has four years NFL coaching experience, including spending the 2013 season as the Tennessee Titans quarterbacks coach. He joins the Bears from Washington where he spent the 2015 season as an offensive quality control coach.

In 2015, Ragone worked on an offensive coaching staff that helped Redskins quarterback Kirk Cousins to the fifth highest passer rating in the NFL (101.6), including a 29:11 touchdown to interception ratio and an NFL-best 69.8 completion percentage.

Prior to his time with the Redskins, Ragone worked as an assistant coach in Tennessee, overseeing the quarterbacks in 2013 after coaching the wide receivers from 2011-12, working under current Bears offensive coordinator Dowell Loggains, who was the Titans offensive coordinator from 2012-13. In 2013, Ragone worked with QB Jake Locker who had a 99.0 passer rating before injuries derailed his season. Locker finished with an 86.7 passer rating in seven starts (4-3 record).

As a wide receivers coach, Ragone helped Nate Washington to a career-high 1,023 receiving yards in 2011, the Titans first 1,000-yard receiver since 2004. Washington added career-highs in receptions (74) and receiving touchdowns (seven) that season. A year later, under Ragone's coaching Kendall Wright tied for the NFL lead among rookies with 64 receptions.

Ragone also worked as a quarterbacks coach for the Hartford Colonials in 2010, helping Josh McCown lead the UFL in passer rating and touchdown passes.

As an NFL player, Ragone spent three seasons as quarterback with the Houston Texans (2003-05) appearing in two games. He also spent time with the Berlin Thunder in 2005 being named NFL Europe Offensive MVP honors while leading the league in passer rating (97.5) and setting an NFL record by throwing 174 consecutive passes without an interception.

A three-time Conference USA Offensive Player of the Year at Louisville, Ragone led the Cardinals to three consecutive bowl games. The Middleburg Heights, Ohio native was an All-State selection at St. Ignatius H.S. in Cleveland. He and his wife, Marju, have two children, Isabella and Anderson.

Dave Ragone - Quarterbacks

Born: 1979, Middleburg, Ohio

Playing Experience

Quarterback, Louisville, 1999-2002

Pro Quarterback, Houston Texans, 2003-05

Coaching Experience

Pro Coach: Chicago Bears (quarterbacks) **2016-present**; Washington Redskins (offensive quality control) **2015**; Tennessee Titans (quarterbacks) **2011-13**; Hartford Colonials (UFL) (quarterbacks) **2010**.

PLAYOFF APPEARANCES

The Bears rank tied for eighth in the NFL in all-time playoff appearances. Only Dallas (31), the New York Giants (31), Green Bay (30), Pittsburgh (28), Indianapolis (27), Minnesota (27) and St. Louis (27) have reached the playoffs more than Chicago. The Bears have an overall playoff record of 17-18 including a 13-8 (.619) record at home and 4-10 (.286) mark on the road.

Team	Playoff App.	Team	Playoff App.	Team	Playoff App.
Dallas	31	Washington	24	Cincinnati	14
Green Bay	31	New England	23	N.Y. Jets	14
N.Y. Giants	31	Miami	22	Atlanta	12
Pittsburgh	29	Denver	21	Arizona	10
Minnesota	28	Oakland	21	Baltimore	10
Indianapolis	27	Tennessee	21	New Orleans	10
St. Louis	27	Buffalo	18	Tampa Bay	10
Chicago	25	Kansas City	18	Carolina	7
San Francisco	25	San Diego	18	Jacksonville	6
Cleveland	24	Detroit	16	Houston	3
Philadelphia	24	Seattle	15		



JAY RODGERS **Defensive Line**

Jay Rodgers is in his second year as the Chicago Bears defensive line coach after being hired by the franchise on January 25, 2015.

Rodgers has 15 years coaching experience including seven seasons in the NFL.

In 2015, Rodgers helped Eddie Goldman finish fourth among rookies with 4.5 sacks, as Goldman earned all-NFL rookie honors from the Pro Football Writers of America (PFWA) and ESPN's Mel Kiper. Goldman's 4.5 sacks were the most by a Bears rookie defensive tackle since William "Refrigerator" Perry had five sacks in 1985. Working with a young group of defensive linemen in 2015, Rodgers helped Goldman, Bruce Gaston and Mitch Unrein all record their first career NFL sacks, while Jarvis Jenkins recorded a career-high four sacks after notching two in his previous three NFL seasons.

Prior to joining the Bears, Rodgers spent the previous six seasons (2009-14) on the Denver Broncos coaching staff including overseeing the defensive line over the last three years (2012-14). Over those three seasons (2012-14), the Broncos led the NFL in rushing defense (90.8 yards per game), allowing the fewest rushes of 10-or-more yards (99), and were fourth in the league with 134 sacks. During that time, Rodgers oversaw two Pro Bowl defensive ends: Elvis Dumervil (2012 season) and DeMarcus Ware (2014). The Broncos had a defensive lineman record a double-digit sack season all three years under Rodgers' leadership: Dumervil (11 in 2012), Shaun Phillips (10 in 2013) and Ware (10 in 2014).

In 2014, the Broncos defense ranked second against the run (79.8 ypg), including permitting the second fewest runs of 10-or-more yards in the NFL (29). Denver's defense also finished fourth in the league in rushing average (3.66 yards per carry) and tied for ninth in sacks (41).

A year earlier, the Broncos rushing defense was tied for seventh in the NFL (101.6 ypg), tied for 13th in sacks (41). In his lone season with Denver in 2013 under Rodgers' tutelage, Shaun Phillips recorded the third highest sack total of his then 10-year career with 10 sacks.

In his first year as Denver's defensive line coach, Rodgers helped the Broncos tie for the NFL lead with 52 sacks. Denver also finished third in the NFL that season in rushing defense (91.1 ypg) and second in rushing average allowed (3.61 ypc). Of Dumervil's 11 sacks that season, six were "strip-sacks" (forced-fumbles), the most in the NFL in 2012. Rookie defensive end Derek Wolfe recorded six sacks while becoming just the second rookie defensive lineman in team history to start every game.

Rodgers joined the Broncos as a coaching assistant in 2009, a title he held for two seasons before being named defensive quality control coach in 2011.

Prior to joining the Broncos Rodgers worked the collegiate coaching ranks for nine seasons. A former college quarterback at Indiana (1996-98) and Missouri State (1999), Rodgers made his coaching debut as a graduate assistant at LSU working on the offensive (2001) and defensive (2002) side of the football. He moved on to become the passing game coordinator/quarterbacks and wide receivers coach at Dodge City Community College in Kansas during the 2003 season. He coached the quarterbacks at Missouri State (2004) and Stephen F. Austin University (2005-06) before overseeing the wide receivers at Iowa State (2007-08).

In 2000, he worked as a recruiting intern at Ohio State University.

A native of Austin, Texas, Rodgers attended Austin Westlake High School and received a bachelor's degree from Indiana in 2000. He is the older brother of Bears special teams coordinator Jeff Rodgers.

Jay and his wife, Melissa, have two daughters, Avery and Harper, and a son, Rock.

Jay Rodgers - Defensive Line

Born: 1976, St. Paul, Minnesota

Playing Experience

Quarterback, Indiana, 1996-98;
Missouri State, 1999

Coaching Experience

Pro Coach: Chicago Bears (defensive line) **2015-present**; Denver Broncos (defensive line) **2012-14**; (defensive quality control) **2010-11**; (coaching assistant) **2009**. **College Coach:** Iowa State (wide receivers) **2007-08**; Stephen F. Austin (quarterbacks) **2005-06**; Missouri State (quarterbacks) **2004**; Dodge City Community College (passing game coordinator/quarterbacks/wide receivers) **2003**; Louisiana State (graduate assistant) **2001-02**.



FRANK SMITH Tight Ends

Frank Smith is in his second season as the Bears tight ends coach after being hired by Chicago on January 22, 2015

Smith has 12 years coaching experience, including the last six within the NFL ranks.

In 2015, Smith oversaw a Bears tight ends corps that combined for 91 receptions, 912 receiving yards and eight touchdowns. Smith helped Zach Miller lead the Bears with a career-high five touchdown receptions, with all five coming in the last nine weeks of the season, tied for fourth best among NFL tight ends during that time. Miller added career highs in receptions (34) and receiving yards (439) in 2015 under Smith's tutelage.

Before his time in Chicago, Smith spent five seasons with the New Orleans Saints (2010-14). During his time with the Saints, Smith's role was to support the offensive staff in game preparation while assisting with the offensive line.

From 2010-14, the Saints offensive line allowed just 143 sacks, third fewest in the NFL. Four Saints offensive linemen were named to the Pro Bowl during Smith's time with the team: T Jermon Bushrod 2011-12 seasons; G Jahri Evans, 2010-14; G Ben Grubbs, 2013 and G Carl Nicks, 2010-11. Evans was named First-Team All-Pro by the Associated Press three times (2010-12) and Nicks earned the honor once (2011) during Smith's tenure in New Orleans. As a unit, the Saints offensive line earned the 2011 Madden Most Valuable Protectors Award.

In the last five seasons, the Saints pace the NFL in total offense (412.3 yards per game) and are fourth in the league in scoring offense (27.6 points per game). Their 7,474 yards of total offense in 2011 is an NFL record, while also holding the sixth (6,582 yards in 2014), eighth (6,574 yards in 2012) and fourteenth (6,391 in 2013) spots in league annals. The Saints 34.2 points per game in 2011 are fourth highest in single-season NFL history.

Prior to his time in New Orleans, Smith was the offensive coordinator/offensive line coach at Butler University from 2007-09, after joining the university as the offensive line coach in 2006. Smith came to Butler University from his alma mater, Miami (Ohio) University, where worked on the coaching staff as a graduate assistant from 2004-05.

The Milwaukee, Wis. native was a three-year starter and senior captain along the offensive line at Miami (Ohio) from 2000-03, graduating in 2004.

Frank Smith - Tight Ends

Born: 1981, Milwaukee, Wisconsin

Playing Experience

Offensive Lineman, Miami (Ohio), 1999-2003

Coaching Experience

Pro Coach: Chicago Bears (tight ends) **2015-present**; New Orleans Saints (offensive assistant/offensive line) **2010-14**.

College Coach: Butler (offensive coordinator/offensive line) **2007-09**; (offensive line) **2006**; Miami (Ohio) (graduate assistant) **2004-05**.

ALL-TIME NFC NORTH STANDINGS

(since 2002)

	Overall record				Division record				Division Titles
	W	L	T	Pct.	W	L	T	Pct.	
Green Bay	140	83	1	.627	58	25	1	.696	02, 03, 04, 07, 11, 12, 13, 14
Minnesota	110	113	1	.493	43	40	1	.518	08, 09, 15
BEARS	111	113	0	.496	40	44	0	.476	05, 06, 10
Detroit	76	148	0	.339	26	58	0	.310	

2015 NFC NORTH DIVISION STANDINGS

	Overall record				Division record			
	W	L	T	Pct.	W	L	T	Pct.
Minnesota	11	5	0	.688	5	1	0	.833
Green Bay	10	6	0	.625	3	3	0	.500
Detroit	7	9	0	.438	3	3	0	.500
BEARS	6	10	0	.375	1	5	0	.167



BEN WILKERSON Assistant Offensive Line

Ben Wilkerson is in his second season with the Bears after being hired as the club's assistant offensive line coach on February 11, 2015.

In 2015, Wilkerson worked with an offensive line that helped the Bears offense to fourth-highest single-season franchise gross passing total (3,843 yards), fifth-highest single-season net passing total in franchise annals (3,660 yards) and sixth-highest single-season output in total offense (5,514 yards). Kyle Long was named to his third-consecutive Pro Bowl. Wilkerson also aided guard Matt Slauson's move from guard to center for four of his 16 starts along the line. Slauson and Long were the only two players on the Bears offense to start all 16 games in 2015.

Prior to joining the Bears coaching staff, Wilkerson had five years coaching experience at the collegiate and high school levels as well as three years playing experience in the NFL.

In 2014, he taught physical education and was an assistant football and track coach for North Shore Senior High School (Houston, TX).

Prior to his time at North Shore High, Wilkerson spent two seasons as the offensive line coach at Grambling State University (2012-13). He coached with the Pittsburgh Steelers during their 2012 training camp as a part of the Bill Walsh Minority Internship program.

Wilkerson started his coaching career at his alma mater, Louisiana State University, as an offensive graduate assistant (2010) and then as an offensive administrative intern (2011).

The Port Arthur, TX native played in 32 games over three NFL seasons with the Cincinnati Bengals (2006) and Atlanta Falcons (2007-08) after entering the league as an undrafted free agent with the Bengals in 2005. He was also with the Florida Tuskers of the UFL (2009) before getting his start in coaching.

Wilkerson attended LSU, starting 41 games at center over the course of four seasons (2001-04). The Tigers compiled a 33-8 record during his career and he was a co-recipient of the Rimington trophy, awarded to the top center in college football, following his senior season. During his junior season, the Tigers captured the BCS National Championship as Wilkerson started all 14 games contests along the offensive line and was named one of six finalists for the Rimington trophy.

Ben Wilkerson - Assistant Offensive Line

Born: 1982, Port Arthur, Texas

Playing Experience

Offensive Lineman, LSU, 2001-04
Pro Offensive Lineman, Cincinnati, 2006;
Atlanta, 2007-08; Florida Tuskers (UFL) 2009

Coaching Experience

Pro Coach: Chicago Bears (assistant offensive line) **2015-present.** **College Coach:** Grambling State (offensive line) **2012-13;** LSU (offensive administrative intern) **2011;** LSU (graduate assistant) **2010.**

OFFENSIVE LINEMEN SCORES

Since the AFL-NFL merger in 1970, five Bears offensive lineman have scored a touchdown. Edwin Williams was the last Bears offensive lineman to score a touchdown, doing so on December 25, 2011 at Green Bay when he recovered a fumble in the end zone.

TDs BY BEARS OFFENSIVE LINEMEN SINCE 1970

Player	Date	Opp.	TD
Edwin Williams	12/25/11	at GB	Fumble recovery in end zone
John St. Clair	9/16/07	vs. KC	2-yard pass from Rex Grossman
Marcus Spears	10/13/96	at NO	1-yard pass from Dave Krieg
George Seals	10/10/71	vs. NO	Fumble recovery in end zone
Rich Coady	11/29/70	at BAL	1-yard pass from Jack Concannon

**JENN GIBSON** Sports Science Coordinator & Dietitian

Jennifer Gibson is in her second season as the Bears Sport Science Coordinator & Sport Dietitian.

Gibson has a decade of experience in elite sport. Previous to the Bears, she was a senior sport dietitian and applied physiologist with the United States Olympic Committee and within the Canadian Olympic sport system (2006-2015). Her sports included combat, acrobat, team and winter sports. She also consulted in professional sport including the New Orleans Saints (2013-15), Vancouver Whitecaps MLS (2006-2011), Women's Tennis Association Pro Tour (2006-2013) and within the NBA (2013-2014). She has traveled to over 20 countries to service her athletes including two Olympic Games (2010, 2012), two Pan American Games (2007, 2011), one Canada Winter Games (2007), six world championships, and over 30 professional tournaments/games. Gibson also served as an adjunct sport nutrition lecturer for the University of Colorado

– Colorado Springs (2011-2015), and is active in research, having published nine peer reviewed scientific papers and seven book contributions.

Gibson completed her bachelor's degree at Ryerson University and her dietetic education at the University Health Network in Toronto, Canada. Her masters in Exercise Science was completed at the University of Victoria in Victoria, Canada. She is a distinguished graduate of the International Olympic Committee Diploma in Sport Nutrition and a Level III certified anthropometrist with the International Society for the Advancement of Anthropometry. Jennifer is also a Board Certified Specialist in Sport Dietetics with the American Academy of Dietetics and Nutrition.

Jennifer and her husband, Jason, are Canadian natives.

**JASON GEORGE** Head Strength & Conditioning

Jason George is in his second season as the Bears head strength and conditioning coach after being hired by the team on January 22, 2015.

George has 24 years of experience as a strength and conditioning coach, including 19 at the NFL or collegiate level.

Prior to joining the Bears, he spent three seasons (2012-14) as the assistant strength and conditioning coach of the Denver Broncos. Prior to his time in Denver, George served in the same capacity for three seasons (2009-11) with the Jacksonville Jaguars.

From 1998-2008, George was the head strength and conditioning coach at Fordham University. In 2000, he was named the Atlantic 10 Conference College Strength and Conditioning Coach of the Year by the National

Strength and Conditioning Association and received the school's Iron Major Award as the university's coach of the year. Fordham won two Patriot League Football titles (2002 and 2007) during his tenure.

George got his collegiate coaching start at the University of Kansas where he served as a graduate assistant in the strength program from 1997-98, while completing his master's degree in education with a double specialization in sports psychology and sport administration.

He began his career as a strength and conditioning coach/assistant football coach at St. Paul's High School (1993-96) in his native town of Winnipeg, Manitoba.



A Community Ticket Donation Program

The Bears Share ticket donation program has been in effect since 1993 benefiting numerous local charities. Tickets can now be donated online through MY BEARS SEASON TICKET ACCOUNT. Simply log in to your personal account and select "Manage My Tickets". Select the ticket(s) you wish to donate and select "Donate To Charity". The tickets will automatically be forwarded to BearsCare.Share@bears.nfl.net. The original ticket(s) become invalid. Donors will receive an email acknowledgement which should be retained for tax purposes. Tickets can also be mailed to the following address: Chicago Bears Football Club, c/o Bears Share, 1920 Football Drive, Lake Forest, IL 60045. Donations must occur at least four (4) business days prior to the game to allow for distribution. For more information regarding local agencies that are supported through Bears Share, please visit ChicagoBears.com/bearsare.

A graduate of the University of Manitoba where he played safety and earned Academic All-Canadian honors as a senior in 1991, George is an NSCA certified strength and conditioning specialist as well as a certified corrective exercise specialist through the National Academy of Sports Medicine.

George is married to his wife, Leslie.



RICK PERRY Assistant Strength

Rick Perry is in his second season as assistant strength coach of the Chicago Bears, joining the team on February 4, 2015. Prior to joining the Bears, Perry spent 20 years at the collegiate level.

Perry was the director of strength and conditioning at Central Michigan University (2010-2015) directly before joining the Bears. He oversaw all 16 varsity athletic programs at CMU while having direct oversight of the football and volleyball programs. During his time in Mount Pleasant, Perry was recognized as a Master Strength Conditioning Coach by the Collegiate Strength and Conditioning Coaches Association (CSCCa), the highest honor achieved as a collegiate strength and conditioning coach--representing professionalism, knowledge, experience, expertise, as well as longevity in the field.

Prior to his time at CMU, Perry was a part of the strength and conditioning staff at the University of Notre Dame (2006-2010) where he served as assistant director with the Fighting Irish football program and oversaw the baseball, men's soccer and men's lacrosse teams.

Perry spent seven years as the head strength and conditioning coach at his alma mater, Missouri State University (1999-2006), where he coordinated programs for 21 varsity sports.

He served two years as a graduate assistant at the University of Kansas where he assisted with the football program and oversaw the KU baseball team.

Perry also spent the 1995 and 1996 seasons as assistant defensive line coach/ defensive tackles coach at Idaho State University and began his coaching career as the defensive line coach and strength and conditioning coach at Buena Vista University in 1994.

Perry earned his bachelor's degree in physical education in 1995 from Missouri State University and a Master of Science in Education with a specialization in sport administration and nutrition from the University of Kansas in 1998.

He played football collegiately at Garden City Community College (1988-1990) and Missouri State University (1990-1992). In 1993, he signed with the Detroit Lions as an undrafted free agent.

Perry is certified by the Collegiate Strength and Conditioning Coaches Association (CSCCa) and the National Strength and Conditioning Association (NSCA)

A Kansas native, Rick and his wife, Lori, are the parents of two daughters, Sophie and Abbie.



PIERRE NGO Assistant Strength

Pierre Ngo is in his first year as an assistant strength coach in Chicago and his second season with the strength staff. Ngo spent 2015 as a strength and conditioning coaching assistant with the Bears.

A four-year NFL veteran, Ngo spent two seasons with the New York Jets, first as a strength and conditioning intern in 2012 then as an assistant strength and conditioning coach in 2013.

Sandwiched between his NFL experience he served as a strength and conditioning coaching assistant at UCLA in 2014 working with the Bruins Football Program.

Ngo spent one season at Arizona State University (2011) where he served as an assistant strength coach for the Sun Devils football program and also oversaw ASU women's volleyball, women's tennis and men's golf teams.

From 2009-2011, Ngo worked at Philippi Sports Institute in Las Vegas, Nev., training NFL, MLB, MMA and youth athletes.

Ngo started his collegiate coaching career in (2007) at Arizona State University as a strength conditioning intern and University of Nevada-Las Vegas (2008-2009)

Born In Muskogee, OK, Ngo was a two-year letterman at NAIA Langston University (2004-05) and finished his collegiate playing career as a walk-on at the University of Oklahoma (2006) where he earned a degree in health and sports science.

**JOSH LUCAS** Director of Player Personnel

Josh Lucas is in his second year as the Bears director of player personnel after being hired by the team on January 18, 2015. He is responsible for overseeing the Bears college and pro scouting departments.

In his first season with the Bears, he assisted in turning over a Bears roster that ranked as one of the oldest in the NFL (average 27 years, 39 days old) and has trimmed that average to just over 25-years old. The 2015 Bears team was involved in 11 games decided by one score (5-6 record in those games) despite leading the NFL with nine rookie starters (three on offense, six on defense). The Bears defense improved from 30th in 2014 (377.1 yards per game) to 14th in 2015 (345.1 ypg) despite starting a league-most six rookie starters who combined for 41 starts, second most to the Saints 44 defensive rookie starts. Utilizing just six draft picks, only two of which were on the defensive side of the ball (DL Eddie Goldman, 12 starts and DB Adrian Amos, 16 starts) Lucas utilized undrafted free agents to assist the change with several making key contributions: LB Jonathan Anderson (three starts), DB Bryce Callahan (three starts), DB Harold Jones-Quartey (four starts) and LB John Timu (three starts).

He assisted transitioning the team's roster in 2015 by adding impact veteran free agents such as linebackers Pernell McPhee and Sam Acho, defensive lineman Mitch Unrein and defensive back Tracy Porter on defense and wide receiver Eddie Royal offensively. That transformation continued during the 2016 offseason with the unrestricted free agent additions of LBs Jerrell Freeman and Danny Trevathan, DL Akiem Hicks, offensive linemen Bobby Massie and Ted Larsen and QB Brian Hoyer.

Lucas joins the Bears after spending 10 seasons in the New Orleans Saints personnel department, including the previous eight as a scout in the southern region (2012-14) and the southwest area (2007-11). Lucas joined the Saints as a scouting assistant in 2005 where he evaluated free agents, tracked player movement and assisted in the preparations for the NFL Draft for two years. During his 10 seasons with the team, the Saints made five playoff appearances, captured three division titles and won the franchise's first Super Bowl Championship (XLIV) in 2009.

Lucas came to New Orleans from Jacksonville, where he spent three seasons (2002-04) with the franchise, including the last two years as a marketing analyst. In 2002, he was an intern for Jacksonville in football operations, and worked in the player personnel department during the club's 2004 training camp.

The Canton, Ohio native graduated Cum Laude from Harvard University, where he played safety from 1997-98.

**MARK SADOWSKI** Director of College Scouting

Mark Sadowski is in his first season as director of college scouting with the Chicago Bears and is entering his 12th year with the team. He was promoted into his new role May 11, 2016, after four seasons as the Bears senior national scout. He joined the Bears in 2005 and served as Southeast area scout until 2012.

Sadowski has 19 years of scouting experience and prior to joining the Bears spent eight years with the New Orleans Saints (1998-2005), working as a pro scout (1998-99), NFS combine scout (2000) and Southeast area scout (2001-05). With the Saints he was instrumental in drafting the Saints all-time leading rusher Deuce McAllister (2001 first round pick - #23 overall), receiver Danté Stallworth (2002 first round pick - #13 overall), defensive end Charles Grant (2002 first round pick - #25 overall), and 2009 Pro Bowl offensive tackle Jon Stinchcomb (2003 second round pick - #37 overall). As a member of the Bears he helped acquire the NFL's all-time TD return leader Devin Hester (2006 second round pick - #57 overall), Pro Bowl tight end Greg Olsen (2007 first round pick - #31 overall), and Pro Bowl receiver Alshon Jeffrey (2012 second round pick - #45 overall).

Prior to joining the Saints, he served as defensive and special teams assistant at his alma mater, Tulane University, under former Green Wave head coaches Buddy Teevens and Tommy Bowden. Sadowski played safety for the Green Wave while earning his Bachelor of Science degree in engineering from Tulane while being honored as a member of the athletic department's "3.0 Club" and Dean's List.

The Chicago native attended St. Rita High School where he played football, baseball, basketball and ran track while also excelling as an honor student and three-time student council president. In football he was a three-year varsity letterman that earned first team all-area, all-region, and all-Catholic League honors as a senior. Sadowski and his wife, Holly, have a daughter, Raffaella Rose.



CHAMP KELLY **Director of Pro Scouting**

Anthony "Champ" Kelly is in his second season as director of pro scouting for the Chicago Bears.

During his inaugural season with the Bears, Kelly brought in 14-game starter and team PBU leader CB Tracy Porter, undrafted rookie free agent Harold Jones-Quartey who had spent the preseason with the Arizona Cardinals along with veterans Lamin Barrow, Deonte Thompson, Mitch Unrein and Chris Prosinski who all contributed major playing time during the 2015 season.

Kelly has continued to help reshape the Bears roster in his first full offseason with the Bears, acquiring Danny Trevathian (Broncos), Jerrell Freeman (Colts), Bobbie Massie (Cardinals), Akiem Hicks (Patriots), Omar Bolden (Broncos), Aaron Brewer (Broncos), Ted Larsen (Cardinals), Manny Ramirez (Lions) and Keith Browner (Texans).

Kelly has an extensive background in player evaluation. Prior to joining the Bears, he spent eight-plus seasons (2007-15) with the Denver Broncos, joining the team in 2007 as a Northeast region college scout before being promoted to assistant coordinator of pro and college scouting in 2008, a role he held for two seasons. He was promoted to the franchise's assistant director of pro personnel in 2010, and maintained that position through May of 2015.

As assistant director of pro personnel in Denver, Kelly assisted in the evaluation and acquisition of free agents and trades in addition to advance scouting and overseeing assignments of other professional football leagues. He assisted in the coordination of player workouts and visits while also executing cross-check college evaluations for the NFL Draft. Kelly, formerly certified as an NFL contract advisor, has also executed free agent contract negotiations.

The Broncos won four AFC West Division titles (2011-14) in Kelly's five seasons working in pro personnel. During that time, the Broncos signed eight veteran free agents that went on to make the Pro Bowl, including two players—guard Louis Vasquez (2013) and wide receiver Emmanuel Sanders (2014)—who earned their first career Pro Bowl selections after coming to Denver. In 2014, the Broncos became just the second team (Carolina, 1996) in NFL history to sign four veteran free agents in a single offseason who made the Pro Bowl in their first year with the club: Sanders, cornerback Aqib Talib, safety T.J. Ward and defensive end DeMarcus Ware.

Kelly was initially hired by the Broncos after working as the general manager and wide receivers coach for the Lexington Horsemen of United Indoor Football (UIF) during their 2007 campaign, when he helped lead the Horsemen to the United Bowl III. Specifically, he was responsible for the overall revenue and cost elements of the organization. Additionally, he managed the day-to-day operations and player personnel decisions, as well as oversaw the marketing and sales functions for the organization.

A former wide receiver and defensive back at the University of Kentucky, Kelly continued his playing career with the Horsemen from 2003-06 as a defensive standout and was a two-time first-team UIF All-Star. During his final season playing for the Horsemen in 2006, Kelly received the UIF Man of the Year Award. The honor recognized his leadership both on the field and in the community. In addition to Kelly's background in football, he has also worked in corporate America for a fortune 100 company, IBM. Kelly worked for IBM in Lexington, KY, from May 2002 through July 2005 as a Software/Quality Engineer. Kelly received a bachelor's degree in Computer Science from Kentucky in 2001 and earned a master's degree in Business Administration from the school in 2003.

He is also active in the community and founded a non-profit corporation, Heart Power, which hosts youth programs in Colorado, Florida and Kentucky.

A native of Campbellton, FL, Kelly was born on Nov. 27, 1979, and is married to Stephanie. The couple have two daughters (Claire Alaina and Chloe Grace) and are expecting their third child during the 2016 offseason.



JOSEPH LAINE **Director of Football Administration**

Joseph Laine is in his second season as Chicago's director of football administration.

Laine focuses on strategic planning with General Manager Ryan Pace and the player personnel department to ensure player acquisitions fit the club's salary cap structure. He is the Bears lead contract negotiator for all football personnel acquisitions while being involved in the administrative functions of running the franchise's football operations.

Prior to his time in Chicago, Laine spent 10 seasons with the New Orleans Saints, including the last six seasons as the team's salary cap analyst/player personnel. In that role, Laine assisted with the daily management of the salary cap, CBA compliance and player contract and salary analysis. He also monitored league-wide transactions and analyzed statistical and market trends.



He first joined the Saints in 2005 as a football operations intern before earning the role of player personnel assistant. Laine is a graduate of the University of New Orleans with a degree in business administration and an MBA from Tulane University.



NATE BRESKE **Head Athletic Trainer**

Nate Breske is in his second season as the head athletic trainer of the Chicago Bears.

Breske came to the Bears in 2015 after spending seven years (2008-14) with San Francisco as the 49ers director of rehabilitation and assistant head athletic trainer.

Prior to his time with the 49ers, Breske founded Physical Therapy Specialists, an outpatient clinic which specialized in sports medicine, post-op orthopedic cases and pain management, in Watertown, South Dakota. He also served as the director of athletic training for the Watertown School System.

Breske obtained his doctorate degree (2000-04) in physical therapy from the University of Nebraska Medical Center in Omaha, Nebraska. In that span, he also interned with the New England Patriots during the 2003 preseason as an athletic trainer.

From 1995 to 2000, Breske pursued a bachelor's degree in athletic training, biology and psychology at Northern State University in Aberdeen, S.D. He was the starting quarterback for the Wolves as a junior and senior. A two-time team captain, Breske earned all-conference (NSIC) and academic all-conference honors. He was an all-state football player at Webster (S.D.) High School.

Breske is a certified member of the National Athletic Trainers Association (NATA), the American Physical Therapy Association (APTA) and the Professional Football Athletic Trainers Society (PFATS).

A strong supporter of the Alzheimer's Association, he participates in and assists his father, Leon Breske, with the formation of The Longest Day of the Year in Webster, S.D., in honor and support of his mother, Cathy Breske, who suffers from the disease.

Born in Pierre, South Dakota, he and his wife, Tia, have two sons, Jherek and Keon, and daughter, Emsley.



JERRY BUTLER **Director of Player Engagement**

Jerry Butler is in his second season as the Chicago Bears director of player development. He has 25 years of NFL front office experience after a nine-year NFL playing career.

In Butler's current position, he assists the players and their families by providing a comprehensive career development program that encourages and challenge players to take full advantage of the wide range of NFL sponsored programs. Players are provided with assistance in core areas of academic excellence, leadership development, social responsibility, health, safety and wellness to ensure a seamless career transition from on-field stardom to off-field success. Butler also current serves on the NFL's Player Engagement Executive Steering Committee.

Prior to his time with the Bears, Butler spent four seasons with the Denver Broncos (2011-14) as the team's director of player development and 12 years with the Cleveland Browns (1999-2010), where he also coached the Browns wide receivers in 1999 and 2000. He also spent seven years in the Buffalo Bills (1992-98) front office.

A Pro Bowl (1980) wide receiver during nine seasons (1979-87) with the Bills, Butler finished his NFL career with 278 receptions for 4,301 yards and 29 touchdowns in 88 contests. His 255 receiving yards and four receiving touchdowns versus the New York Jets on September 23, 1979 are both NFL rookie records, helping him earn recognition as the AFC Offensive Rookie-of-the-Year in 1979. He was the Bills Man of the Year in 1981 and 1982, including one of five finalists for the league-wide award in 1981. Butler was also honored in 1983 by the Buffalo and Erie County YMCA with the Jackie Robinson Award for community service. In 1986 he was a finalist for the NFLPA's Byron "Whizzer" White Award for outstanding efforts in community service. After his playing career, he received the Ralph C. Wilson, Jr. Distinguished Service Award in 1989, given annually to a former Bills player for his outstanding service to the team.

The Ware Shoals, S.C. native graduated from Clemson University where he was an outstanding performer in both football and track. He earned All-America honors as a senior, was inducted in the Clemson Hall of Fame in 1986 and also was named to the school's esteemed Ring of Honor 1986 – the highest honor a Clemson athlete can receive. In addition, he was inducted into the South Carolina Athletic Hall of Fame in 1997.

Jerry and his wife, Paula, have 2 children, Jerry and Chrissy.



TONY MEDLIN Head Equipment Manager

Tony Medlin is in his 30th season with the Chicago Bears and his 20th as the team's head equipment manager. Medlin is responsible for effectively coordinating all team equipment operations including logistics, purchasing and inventory, for all players, coaches and staff.

Medlin also serves as the team's liaison with the NFL's sole apparel provider, Nike, and New Era.

After the 2000 season, Medlin received the Whitey Zimmerman Award as the NFL's top equipment manager. Named head equipment manager in 1997, Medlin initially joined the Bears as an assistant equipment manager in 1987. He previously served as the athletic equipment manager at North Carolina Central University from 1982-87 after graduating from there with a B.S. degree in therapeutic recreation.

Medlin and his wife, Chandra, have one daughter, Brandy. Medlin is the older brother of Ron Medlin, who is the Baltimore Ravens assistant certified athletic trainer after spending time as head athletic trainer for the Atlanta Falcons. Tony's numerous charitable endeavors are highlighted by his role as the chairman of the annual Chicago Bears Coat Drive, which collects tens of thousands of coats during the holiday season.

BEARS TEAM PHYSICIANS

The Chicago Bears consulting physicians have been caring for Bears players since 1991 and have over 100 combined years of experience in sports medicine. Along with the Bears, team physicians have provided care for the Chicago Blackhawks, Chicago Cubs, USA soccer and numerous professional and elite athletes from all over the world.



Dr. Adam Bennett
Consulting Internist



Dr. Pat Birmingham
Consulting Orthopaedist



Dr. Mark Bowen
Consulting Orthopaedist



Dr. Mike Corcoran
Consulting Orthopaedist



Dr. Tracy Durrett
Dentist



Dr. Howard Katz
Consulting Internist



Dr. Gordon Nuber
Consulting Orthopaedist



CHICAGO BEARS STAFF



Breck Ackley
Area Scout



Scott Adams
Mascot Coordinator



Dan Barile
Senior Producer/Editor



Patrick Barron
Accounts Payable
Accountant



Brit Bending
Executive Assistant to
SVP, Business Strat. & CFO



Zack Bero
Ticket Operations
Coordinator



John Berta
Assistant Head
Groundskeeper



Matt Black
Manager of Corporate
Partnerships



John Bostrom
Vice President of
Operations



Geoff Bunzol
Director of Team
& Building Operations



Doug Carnahan
Vice President of Corporate
Partnerships



Dylan Carrigan
Equipment/Trainer
Administrative Assistant



Jim Christman
Media Relations Manager



Christine Christopoulos
Corporate Partnerships
Coordinator



John Conroy
Director of Creative
Services



Danny Corona
Systems Engineer



Denni Dahlfors
Events & Entertainment
Coordinator



Drew Davidson
Broadcasting Producer



Whitney DeBuck
Accounting Manager



Elaine Delos Reyes
Director of Fan Marketing
and Research



Sue Dinardi
Human Resources
Coordinator



Joe Distor
Strength & Conditioning
Assistant



Jack Dowling
Video Assistant



Dana Dressler
Manager of Corporate
Partnerships



Sid Dreyer
Assistant Athletic Trainer



Justin Drum
Manager of Events &
Entertainment



Matt Dunlap
Manager of Creative
Services



John Dunn
Football Assistant



Dave Eck
Manager of Corporate
Partnerships



Jared Ellerson
Media Relations
Coordinator



Clyde Emrich
Administration



Brandon Faber
Vice President of
Communications



CHICAGO BEARS STAFF

BEARS STAFF



Brian Forth
Director of Ticket
Operations



Krista Fortman
Ticket Sales & Services
Coordinator



Kevin Foy
Broadcasting
Videographer/Engineer



Liz Geist
Director of Human
Resources



Maggie Gerald
Partnership Activation
Coordinator



Steven Goodwin
Stadium Operations
Coordinator



Gary Govekar
Security



Bryan Greenaway
Software Developer



David Griffin
Website Coordinator



Casey Gunthorpe
Corporate Partnerships
Design Coordinator



Stephanie Gutierrez
Senior Software Engineer



Scott Hagel
SVP, Marketing and
Communications



Scott Hamel
Combine Scout



Marge Hamm
Director of Bears Care



Halee Harrison
Premium Seats Sales &
Service Coordinator



Dave Hendrickson
Director of Video Services



John Hilbrich
Ticket Operations
Coordinator



Beth Hodgkin
Executive Assistant to the
General Manager



Austin Huetten
Assistant Web Designer



Sergio Jacobo
Building Operations
Coordinator



Brent Johnson
Network Manager



Jake Jones
Vice President of Finance



Matt Juedes
Corporate Partnerships
Manager



Adam Kellner
Director of Suite Sales and
Service



Ryan Kessenich
National Scout



Jeff King
Pro Scout



Allison Knecht
Manager of Suite Service



Travis Knoch
Assistant Equipment
Manager



Matt Koch
Director of Digital Media



Joann Kowalski
Fan Marketing and
Research Analyst



Joe Krajniak
Groundskeeper Assistant



Bob Laskowski
Stadium Operations
Manager



CHICAGO BEARS STAFF

BEARS STAFF



Sharon Lehner
Communications Assistant



Cindy Littlefield
Manager of Suite Sales



Katherine Loomis
Partnership Activation
Coordinator



Gil Lopez
Building Operations
Coordinator



Bobby Macedo
Scouting Coordinator



Louise Maki
Payroll Administrator



Megan Malone
Manager of Partnership
Activation



Andy Matis
Community Relations
Coordinator



Larry Mayer
Senior Web Writer



Brian J. McCaskey
Senior Director of
Business Development



Patrick McCaskey
Senior Director of
Special Projects



Rich McCaskey
Administration



Dave McClamroch
Director of Corporate
Partnerships



Melissa McDermott
Director of Partnership
Activation



Greg Miller
Director of Broadcasting
& Scoreboard Operations



Ken Mrock
Head Groundskeeper



Karen Murphy
SVP, Business Strategy
and Chief Financial Officer



Katie Nagle
Executive Assistant to the
President & CEO



Jessica Noonan
Manager of Community
Relations and Bears Care



Brad Obee
Pro Scout



Jim Padgitt
Manager of Broadcasting



Mike Palzer
Premium Seats Sales &
Service Coordinator



Rommel Paraiso
Broadcasting Graphic
Designer/Editor



Mark Parrish
Security



Elizabeth Peters
Hospitality & Event
Planner



Bryan Pett
Director of Stadium
Operations



Molly Philips
Ticket Sales & Services
Coordinator



Carl Piekarski
Assistant Equipment
Manager



Brendan Pierce
Director of Ticket Sales
and Service



Dean Pope
Assistant Video Director



Chris Prescott
Area Scout



Kate Rackow
Manager of Player &
Alumni Relations



CHICAGO BEARS STAFF

BEARS STAFF



Tim Reed
Staff Accountant



Brendan Rehor
Scouting Assistant



Kristin Rogers
Fan Marketing & Research
Coordinator



Will Rogers
Assistant Athletic Trainer



Nick Sabella
Football Administration
Coordinator



Francis Saint Paul
National Scout



Mike Santarelli
Senior Software Engineer



Matt Sheldon
Director of Football
Research & Analytics



Jeff Shiver
Area Scout



Allen Silva
Systems Engineer



Matt Simeone
Director of Community &
Alumni Relations



Jeremy Smith
Assistant Athletic Trainer

HOMES OF THE BEARS

Staley Field^	1920
Cubs Park*	1921-25
Wrigley Field	1926-70
Soldier Field	1971-2001
Memorial Stadium#	2002
Soldier Field	2003-present

*Re-named Wrigley Field in 1926

^Decatur, Ill.

#Champaign, Ill.





Amanda Snajder
Partnership Activation
Coordinator



Pete Sprizzirri
Security



Justin Stahl
Vice President of
Information Technology



Staley
Mascot



Cliff Stein
SVP & General Counsel



Mat Stewart
Graphic Designer



Sam Summerville
Area Scout



Darla Swango
Manager of Corporate
Partnerships



Autumn Swindell
Premium Seats Sales &
Service Coordinator



John Syty
Scouting Assistant



John Tarpey
Director of Security



Mike Taylor
Security



Jordan Tredup
Digital Media Producer



Jen Tulicki
Social Media Manager



Dan Tuohy
College Video Coordinator



Lee Twarling
SVP, Sales and Customer
Relations



CHICAGO BEARS STAFF

BEARS STAFF



Michael Vasquez
Broadcasting Graphic
Designer/Editor



Tanesha Wade
Director of Events &
Entertainment



Liz Wallace
Receptionist



Chris White
Pro Scouting Coordinator



Laura Whitt
Fan Marketing & Research
Coordinator



Jennifer Wilgosiewicz
Executive Assistant to
SVP, Sales & Cust. Rel.



Robyn Wilkey
Executive Assistant to the
Head Coach



David Williams
Area Scout



Thomas Woody
Assistant Equipment
Manager



Chris Yankton
Broadcasting
Videographer/Editor



Brandon Yezek
Team/Event Operations
Coordinator



Dan Yuska
Business Development
Coordinator



Katlin Zickel
Events & Entertainment
Coordinator



2016

PLAYERS



49 SAM ACHO

Ht: 6-3
Age: 27
Bears Season: 2
Acquired: Unrestricted free agent in 2015 (ARI)

Wt: 260
College: Texas
NFL Season: 6

LINEBACKER

PRO CAREER: Appeared in 66 games with 39 starts over five seasons with the Arizona Cardinals (2011-14) and the Chicago Bears (2015), producing 172 tackles, 13 sacks, 19 TFLs, 3 interceptions, 9 pass breakups, 8 forced fumbles and 3 fumble recoveries (2 defensive and one of his own teammate's on special teams)... Added 22 tackles on special teams... In 1 post-season contest with the Cardinals, registered 7 tackles including a strip-sack that was recovered by Arizona's defense... 7 sacks in 2011 were the second most by a Cardinals rookie in franchise history, trailing Simeon Rice's 12.5 in 1996... Became the first Cardinals rookie to have a sack in three-straight games since S. Rice in 1996.

CAREER TRANSACTIONS: Drafted by Arizona in the fourth round (103rd overall) of the 2011 NFL Draft... Signed by Cardinals to a 4-year contract (7/29/11)... Signed 1-year contract with Chicago (4/1/15)... Re-signed with Chicago (3/28/16). **SIGNED through 2016**

2015 SEASON: Appeared in 15 contests (Games 2-16) with 7 starts (Games 4, 7, 9-10 & 12-14), recording 60 tackles (5th on the team), 3 TFLs, 1 forced fumble, 1 fumble recovery and 1 pass breakup... Added 8 special teams stops (4th most on the team)... Was released prior to the first regular season game before re-signing with the Bears on September 14, 2015.

GAMES PLAYED-STARTED: 15-7

PREVIOUS SEASONS: 2014 - Appeared in all 16 games for third time with Arizona, starting 4 contests, registering 28 tackles, 1 sack, 4 tackles for losses and 3 pass break-ups (tying a career-high)... Added 3 special teams tackles... Started the Cardinals lone postseason contest, finishing tied for second on the team with 7 tackles, including 1 sack where he stripped the ball from Panthers QB Cam Newton, which was recovered by Arizona. **2013** - Played in 3 games with 2 starts for Arizona prior to missing final 13 contests while being placed on Injured Reserve due to a leg injury... Recorded 3 tackles, 1 sack, 1 forced fumble and 1 fumble recovery on defense... Added 2 special teams tackles... Suffered leg injury at New Orleans (9/22) before being placed on IR on 9/23. **2012** - Started all 16 contests for the Cardinals, putting together 45 tackles, with career-highs in sacks (4), interceptions (2), pass break-ups (3), quarterback hits (12) and tackles for losses (6)... 4 sacks were tied for third on the Cardinals and 12 QB hits were tied for team lead... Had 3 tackles on special teams. **2011** - Appeared in all 16 games with 10 starts during rookie season with Arizona, collecting 36 tackles, 7 sacks, 5 tackles for losses, a career-high 4 forced fumbles and 1 fumble recovery... Added 7 special teams tackles... 7 sacks are the second most ever by a Cardinals rookie, trailing Simeon Rice's 12.5 in 1996... 7 sacks tied for sixth most by an NFL rookie that season and tied for the most by a rookie not selected in the first two rounds of the 2011 NFL Draft.

COLLEGE: Appeared in 50 games over four seasons at Texas (2007-10), starting the last 26 contests of his collegiate career (24 games at weakside DE and 2 at weakside DT)... Gathered 148 tackles with 23.5 sacks, 37 tackles for a loss, 8 forced fumbles and 9 fumble recoveries... As a senior, was the William V. Campbell Trophy winner given to the nation's top football student-athlete... Recipient of the Wuerffel Trophy given to the college football player who best combines exemplary community service with athletic and academic achievement... Earned the ARA Sportsmanship Award... Was a two-time Academic All-American and three-time first-team Academic All-Big 12 selection... Was a member of the AFCA Good Works Team and was named a National Football Foundation Scholar-Athlete... Was a finalist for the Lott IMPACT Trophy and Lowe's Senior CLASS Award and a Lombardi Award semifinalist... Unanimous first-team All-Big 12 Conference choice as a senior earned third-team All-American honors (AP)... Earned a double bachelor's degree in Business Administration/Marketing from Texas' McCombs School of Business Honors Program with a 3.6 GPA... Taking classes at Thunderbird Business School to earn his MBA in International Business.

PERSONAL: Attended St. Mark's (Dallas, TX) High School, where he was a three-time All-Southwest Preparatory Conference (SPC) performer and four-year member of the school's honor roll... Lettered four times in track and field, serving as team captain in each of his last two years and was three-time letter-winner in basketball... Completed a marketing internship with Target in 2009... Younger brother, Emmanuel, played LB with the Philadelphia Eagles... Married his wife, Ngozi, in 2014... Parents, Dr. Sonny (family and marriage counselor) and Christie Acho (nurse), were both born in Nigeria and founded the Living Hope Bible Fellowship Church as well as Living Hope Ministries, which provides medical care to the poor in Nigeria. Every summer, Acho joins his father and brother on medical mission trips to Nigeria along with a team of medical professionals and volunteers... Holds annual "Hope for Life Celebrity Auction and Fashion Show" with proceeds going directly toward the goal of building a hospital in Nigeria that will serve over 3,000 residents in remote villages... Highly active in the community during his time with the Cardinals participating in hospital visits, school speeches, visiting the Ronald McDonald House and serving as the keynote speaker at the Boys & Girls Clubs of America's national "Youth of the Year" celebration.

SAM ACHO'S NFL STATISTICS																		
REGULAR SEASON																		
Year	Team	GP	GS	Tackles					Interceptions					Fumbles			Misc.	
				Tot	S	A	Sk	Yds	No	Yds	Lg	TD	PD	FF	FR	Yds	TFL	STT
2011	Arizona	16	10	36	30	6	7.0	50.0	0	0	-	0	2	4	1	1	5.0	7
2012	Arizona	16	16	45	32	13	4.0	18.0	2	2	2	0	3	2	0	0	6.0	3
2013	Arizona	3	2	3	3	0	1.0	9.0	0	0	-	0	0	1	1	0	1.0	2
2014	Arizona	16	4	28	21	7	1.0	15.0	1	3	3	0	3	0	0	0	4.0	3
2015	Chicago	15	7	60	31	29	0.0	0.0	0	0	-	0	1	1	1	0	3.0	8
NFL totals		66	39	172	117	55	13.0	92.0	3	5	3	0	9	8	3	1	19.0	22
POSTSEASON																		
Year	Team	GP	GS	Tackles					Interceptions					Fumbles			Misc.	
				Tot	S	A	Sk	Yds	No	Yds	Lg	TD	PD	FF	FR	Yds	TFL	STT
2014	Arizona	1	1	7	2	5	1	0	0	0	-	0	0	1	0	0	0	0
SEASON / CAREER / PLAYOFF HIGHS																		
2015				Career								Playoff						
Tackles.....				8, twice.....								7, at CAR (1/3/15)						
Solos.....				5, twice.....								2, at CAR (1/3/15)						
Sacks.....				None.....								1, at CAR (1/3/15)						
Tackles for losses.....				2, at DET (10/18).....								2, twice.....						

SAM ACHO'S GAME-BY-GAME DEFENSIVE STATS 18-21 Regular Season Starting Record (0-1 Postseason Record)

2011 ARIZONA CARDINALS											2012 ARIZONA CARDINALS										
Date	W/L	Opp.	Tkls-S	Sk-YL	INT-Yds	PD	FF	FR	TFL		Date	W/L	Opp.	Tkls-S	Sk-YL	INT-Yds	PD	FF	FR	TFL	
9/11	W	CAR	0-0	0-0	0-0	0	0	0	0		9/9*	W	SEA	1-1	0-0	0-0	0	0	0	0	
9/18	L	at WAS	0-0	0-0	0-0	0	0	0	0		9/16*	W	at NE	3-2	1-10	0-0	0	0	0	1	
9/25	L	at SEA	0-0	0-0	0-0	0	0	0	0		9/23*	W	PHI	3-2	1-0	0-0	0	1	0	0	
10/2	L	NYG	0-0	0-0	0-0	0	0	0	0		9/30*	W	MIA	4-2	1-6	0-0	0	0	0	2	
10/9	L	at MIN	1-0	0-0	0-0	1	0	0	0		10/4*	L	at STL	2-2	0-0	0-0	0	0	0	0	
10/23	L	PIT	2-2	1-5	0-0	0	0	0	1		10/14*	L	BUF	1-0	0-0	0-0	1	0	0	0	
10/30*	L	at BAL	5-4	1-12	0-0	0	1	0	0		10/21*	L	at MIN	4-1	0-0	1-0	1	0	0	0	
11/6*	W	STL	4-3	1-3	0-0	0	0	0	1		10/29*	L	SF	2-2	0-0	0-0	0	0	0	1	
11/13*	W	at PHI	3-3	0-0	0-0	0	0	0	0		11/4*	L	at GB	2-2	0-0	0-0	0	0	0	0	
11/20*	L	at SF	5-3	0-0	0-0	0	0	0	0		11/18*	L	at ATL	4-3	0-0	1-2	1	1	0	0	
11/27*	W	at STL	4-4	2-17	0-0	0	2	1	1		11/25*	L	STL	3-3	0-0	0-0	0	0	0	0	
12/4*	W	DAL	3-3	0-0	0-0	0	0	0	0		12/2*	L	at NYJ	3-3	1-2	0-0	0	0	0	1	
12/11*	W	SF	2-1	0-0	0-0	1	0	0	0		12/9*	L	at SEA	6-4	0-0	0-0	0	0	0	0	
12/18*	W	CLE	3-3	0-0	0-0	0	0	0	0		12/16*	W	DET	0-0	0-0	0-0	0	0	0	0	
12/24*	L	at CIN	2-2	1-7	0-0	0	0	0	1		12/23*	L	CHI	3-2	0-0	0-0	0	0	0	0	
1/1*	W	SEA	2-2	1-6	0-0	0	1	0	1		12/30*	L	at SF	4-3	0-0	0-0	0	0	0	1	
Totals 7-3			36-30	7-50	0-0	2	4	1	5		Totals 5-11			45-32	4-18	2-2	3	2	0	6	



CHICAGO BEARS PLAYERS

2013 ARIZONA CARDINALS

Date	W/L	Opp.	Tkls-S	Sk-YL	INT-Yds	PD	FF	FR	TFL
9/8*	L	at STL	2-2	0-0	0-0	0	1	0	0
9/15	W	DET	0-0	0-0	0-0	0	0	0	0
9/22*	L	at NO	1-1	1-9	0-0	0	0	1	1
PLACED ON INJURED RESERVE, MISSED GAME 4-16									
Totals	0-2		3-3	1-9	0-0	0	1	1	1

2014 ARIZONA CARDINALS

Date	W/L	Opp.	Tkls-S	Sk-YL	INT-Yds	PD	FF	FR	TFL
9/8	W	SD	2-2	0-0	0-0	0	0	0	1
9/14	W	at NYG	0-0	0-0	1-3	1	0	0	0
9/21	W	SF	0-0	0-0	0-0	0	0	0	0
10/5	L	at DEN	2-2	0-0	0-0	0	0	0	0
10/12	W	WAS	3-3	0-0	0-0	1	0	0	0
10/19*	W	at OAK	3-2	0-0	0-0	1	0	0	0
10/26*	W	PHI	2-2	0-0	0-0	0	0	0	0
11/2*	W	at DAL	2-1	0-0	0-0	0	0	0	0
11/9	W	STL	1-1	0-0	0-0	0	0	0	0
11/16	W	DET	1-1	0-0	0-0	0	0	0	1
11/23	L	at SEA	4-2	0-0	0-0	0	0	0	0
11/30	L	at ATL	4-2	0-0	0-0	0	0	0	1
12/7*	W	KC	2-2	0-0	0-0	0	0	0	0
12/11	W	at STL	0-0	0-0	0-0	0	0	0	0
12/21	L	SEA	0-0	0-0	0-0	0	0	0	0
12/28	L	at SF	2-1	1-15	0-0	0	0	0	1
Totals	4-0		28-21	1-15	1-3	3	0	0	4
POSTSEASON									
Date	W/L	Opp.	Tkls-S	Sk-YL	INT-Yds	PD	FF	FR	TFL
1/3*	L	at CAR	7-2	1-0	0-0	0	1	0	0

2015 CHICAGO BEARS

Date	W/L	Opp.	Tkls-S	Sk-YL	INT-Yds	PD	FF	FR	TFL
9/13	L	GB			NOT WITH TEAM				
9/20	L	ARI	1-0	0-0	0-0	0	0	0	0
9/27	L	at SEA	3-2	0-0	0-0	0	0	0	0
10/4*	W	OAK	3-2	0-0	0-0	0	0	1	0
10/11	W	at KC	8-5	0-0	0-0	1	0	0	0
10/18	L	at DET	6-5	0-0	0-0	0	1	0	2
11/1*	L	MIN	4-3	0-0	0-0	0	0	0	1
11/9	W	at SD	2-2	0-0	0-0	0	0	0	0
11/15*	W	at STL	8-3	0-0	0-0	0	0	0	0
11/22*	L	DEN	7-4	0-0	0-0	0	0	0	0
11/26	W	at GB	2-0	0-0	0-0	0	0	0	0
12/6*	L	SF	2-0	0-0	0-0	0	0	0	0
12/13*	L	WAS	4-2	0-0	0-0	0	0	0	0
12/20*	L	at MIN	4-0	0-0	0-0	0	0	0	0
12/27	W	at TB	3-1	0-0	0-0	0	0	0	0
1/3	L	DET	3-2	0-0	0-0	0	0	0	0
Totals	2-5		60-31	0-0	0-0	1	1	1	3

*Denotes Game Started

BEARS TEAM CAPTAINS

Since 2007, at the recommendation of the NFL's six-member player advisory council, NFL teams could name up to six season-long captains. Captains are designated with a square patch with the letter "C" and four gold stars across the bottom. A player receives a gold star for each year he is a team captain. Teams are allowed to determine how they want to select their captains, some opting for weekly captains which do not wear the "C" patch, while others elect up to six.

In 2014 the Bears opted to name captains on a weekly basis therefore no Bears player wore the captain's "C" patch.

CHICAGO BEARS CAPTAINS

Since 2007


Year	Offense		Defense		Special Teams
2007	O. Kreutz	M. Muhammad	B. Urlacher	M. Brown*	B. Ayanbadejo
2008	O. Kreutz	K. Orton	B. Urlacher	M. Brown	P. Mannelly
2009	O. Kreutz	J. Cutler	B. Urlacher^	A. Ogunleye#	P. Mannelly
2010	O. Kreutz	J. Cutler	B. Urlacher	J. Peppers	P. Mannelly
2011	R. Garza	J. Cutler	B. Urlacher	J. Peppers	P. Mannelly%
2012	R. Garza	J. Cutler	B. Urlacher	J. Peppers	P. Mannelly
2013	R. Garza	J. Cutler	L. Briggs	J. Peppers	P. Mannelly
2014	Team named weekly captains				
2015	M. Forte	J. Cutler	P. McPhee	A. Rolle	R. Gould

* Adewale Ogunleye was named captain after Mike Brown was placed on IR in Week 2 (2007)

^ Lance Briggs was named captain after Brian Urlacher was placed on IR in Week 2 (2009)

Alex Brown was named captain after Adewale Ogunleye was placed on IR in Week 16 (2009)

% Corey Graham was named captain after Patrick Mannelly was placed on IR in Week 11 (2011)



38 ADRIAN AMOS

Ht: 6-0 Wt: 214
Age: 23 College: Penn State
Bears Season: 2 NFL Season: 2
Acquired: 5th round of the 2015 draft (142nd overall)

SAFETY

PRO CAREER: Named to Mel Kiper and the PFWA's all-Rookie teams following a 2015 season in which he started all 16 games, collecting a team-high 108 tackles including 1 sack, 3 TFLs and 4 PBU's... Owns 1 STT... Became the first Bears rookie to lead the team in defensive tackles (based on coaches review) since Brian Urlacher (2000).

HONORS AND AWARDS: 2015 - All-Rookie (PFWA & Mel Kiper); Brian Piccolo Award.

CAREER TRANSACTIONS: Selected by the Chicago Bears in the 5th round (142nd overall) in the 2015 NFL Draft... Signed 4-year contract with the Bears (5/5/15). **SIGNED through 2018**

2015 SEASON: Named to Mel Kiper's and the PFWA's all-Rookie teams after notching a team-high 108 tackles, 1 sack, 3 TFLs and 4 pass breakups in 16 starts... Added 1 STT... Became the first Bears rookie to lead the team in tackles (based on coaches review) since Brian Urlacher in 2000. **GAMES PLAYED-STARTED: 16-16**

COLLEGE: In 49 career games (38 starts), the three-time all-Big Ten honorable mention safety notched 149 tackles, 7 interceptions, 19 pass breakups, 3 sacks and 9 TFLs at Penn State... Ended college career starting in 38 consecutive contests and recording at least 1 interception in each of his four seasons at PSU (2011-14)... Returned 7 career interceptions for 135 yards (19.3 avg) with a long of 54 yards... Played in the 2015 Senior Bowl.

PERSONAL: Led Calvert Hall College High School (Baltimore, MD) to the MIAA Class A Conference Championship and the No. 1 state ranking his senior season... Recorded 78 tackles and 4 interceptions, while forcing 3 fumbles as a safety in his final season.... Was named all-met and Baltimore City Defensive Player-of-the-Year.

ADRIAN AMOS' CAREER STATISTICS

REGULAR SEASON																		
Year	Team	GP	GS	Tackles					Interceptions					Fumbles			Misc.	
				Tot	S	A	Sk	Yds	No	Yds	Lg	TD	PD	FF	FR	Yds	TFL	STT
2015	Chicago	16	16	108	78	30	1.0	7.0	0	0	-	0	4	0	0	0	3.0	1
SEASON / CAREER / PLAYOFF HIGHS																		
2015				Career					Playoff									
Tackles.....				11, vs. WAS (12/13).....					Same.....					None				
Solos.....				9, vs. WAS (12/13).....					Same.....					None				
Tackles For Loss.....				1, three times.....					Same.....					None				
Interceptions.....				None.....					None.....					None				
Sacks.....				1, vs. DEN (11/22).....					Same.....					None				

ADRIAN AMOS' GAME-BY-GAME DEFENSIVE STATS 6-10 Regular Season Starting Record; *Denotes Game Started

2015 CHICAGO BEARS																			
Date	W/L	Opp.	Tkls-S	Sk-YL	INT-Yds	PD	FF	FR	TFL	Date	W/L	Opp.	Tkls-S	Sk-YL	INT-Yds	PD	FF	FR	TFL
9/13*	L	GB	6-4	0-0	0-0	0	0	0	1	11/15*	W	at STL	2-0	0-0	0-0	0	0	0	0
9/20*	L	ARI	7-4	0-0	0-0	0	0	0	0	11/22*	L	DEN	6-5	1-7	0-0	0	0	0	1
9/27*	L	at SEA	8-4	0-0	0-0	0	0	0	0	11/26*	W	at GB	9-7	0-0	0-0	1	0	0	0
10/4*	W	OAK	9-6	0-0	0-0	0	0	0	1	12/6*	L	SF	5-4	0-0	0-0	0	0	0	0
10/11*	W	at KC	4-4	0-0	0-0	1	0	0	0	12/13*	L	WAS	11-9	0-0	0-0	0	0	0	0
10/18*	L	at DET	6-3	0-0	0-0	0	0	0	0	12/20*	L	at MIN	8-5	0-0	0-0	0	0	0	0
11/1*	L	MIN	8-8	0-0	0-0	0	0	0	0	12/27*	W	at TB	8-7	0-0	0-0	1	0	0	0
11/9*	W	at SD	9-6	0-0	0-0	1	0	0	0	1/3*	L	DET	2-2	0-0	0-0	0	0	0	0
Totals 6-10										108-78 1-7 0-0 4 0 0 3									



58

JONATHAN
ANDERSON

Ht: 6-1

Age: 24

Bears Season: 2

Acquired: Undrafted free agent in 2015

Wt: 235

College: TCU

NFL Season: 2

LINEBACKER

PRO CAREER: In one season, appeared in 11 contests with 3 starts for the Bears (2015)... Compiled 40 tackles, 1 interception, 5 pass breakups and 2 TFLs... Tallied 3 STTS... He and teammate Harold Jones-Quartey became the first pair of undrafted rookies to record interceptions in the same season in Bears history.

CAREER TRANSACTIONS: Signed with the Chicago Bears as an undrafted free agent (5/3/15)... Waived by Chicago (9/5/15)... Signed to the Bears practice squad (9/8/15)... Signed to Chicago's active roster (10/14/15). **SIGNED through 2016**

2015 SEASON: Finished his rookie campaign totaling 40 tackles, 1 interception, 5 pass breakups and 2 TFLs... 40 tackles ranked 2nd among Bears rookies and 5 pass breakups led the Bears LB corps... He and Harold Jones-Quartey became the first pair of undrafted rookies to record interceptions in the same season in Bears history. **GAMES PLAYED-STARTED: 11-3**

COLLEGE: Started 16-of-51 career games, notching at least one start in each of his four seasons at TCU... Credited with 173 career tackles, 10 TFLs, 2 sacks, 1 interception, 2 pass breakups, 4 fumble recoveries and 3 forced fumbles... As a senior, started 2-of-13 contests, totaling 30 tackles, 4.5 TFLs, a 0.5 sack and 1 fumble recovery.

PERSONAL: Played safety and running back for Carroll High School (Southlake, TX)... Rushed for 537 yards (9.1 ypc) and 4 touchdowns as a junior... Did not have any fumbles on the season... Totaled 16 tackles and an interception at free safety.

JONATHAN ANDERSON'S NFL STATISTICS

REGULAR SEASON

Year	Team	GP	GS	Tackles					Interceptions					Fumbles			Misc.	
				Tot	S	A	Sk	Yds	No	Yds	Lg	TD	PD	FF	FR	Yds	TFL	STT
2015	Chicago	11	3	40	31	9	0.0	0.0	1	0	0	0	5	0	0	0	2.0	3

SEASON / CAREER / PLAYOFF HIGHS

	2015	Career	Playoff
Tackles.....	13, at SD (10/9).....	Same.....	None
Solos.....	11, at SD (10/9).....	Same.....	None
Sacks.....	None.....	None.....	None
Tackles for losses.....	1, twice.....	Same.....	None

JONATHAN ANDERSON'S GAME-BY-GAME DEFENSIVE STATS 2-1 Regular Season Starting Record

2015 CHICAGO BEARS

Date	W/L	Opp.	Tkls-S	Sk-YL	INT-Yds	PD	FF	FR	TFL
9/13	L	GB			PRACTICE SQUAD				
9/20	L	ARI			PRACTICE SQUAD				
9/27	L	at SEA			PRACTICE SQUAD				
10/4	W	OAK			PRACTICE SQUAD				
10/11	W	at KC			PRACTICE SQUAD				
10/18*	L	at DET	4-4	0-0	1-0	2	0	0	0
11/1	L	MIN	4-2	0-0	0-0	0	0	0	0
11/9*	W	at SD	13-11	0-0	0-0	0	0	0	0

Date	W/L	Opp.	Tkls-S	Sk-YL	INT-Yds	PD	FF	FR	TFL
11/15	W	at STL	3-3	0-0	0-0	0	0	0	0
11/22	L	DEN	4-2	0-0	0-0	0	0	0	0
11/26*	W	at GB	3-2	0-0	0-0	1	0	0	0
12/6	L	SF	2-2	0-0	0-0	2	0	0	1
12/13	L	WAS	2-2	0-0	0-0	0	0	0	0
12/20	L	at MIN	2-2	0-0	0-0	0	0	0	0
12/27	W	at TB	3-1	0-0	0-0	0	0	0	1
1/3	L	DET	0-0	0-0	0-0	0	0	0	0
Totals	2-1		40-31	0-0	1-0	5	0	0	2

*Denotes Game Started



71 NICK BECTON

Ht: 6-6 Wt: 322
Age: 26 College: Virginia Tech
Bears Season: 2 NFL Season: 3
Acquired: Waived free agent in 2015 (NO)

OFFENSIVE LINE

PRO CAREER: In two professional seasons, appeared in 6 games for the San Diego Chargers (2013), New Orleans Saints (2014) and Chicago Bears (2015)... Also spent on the Chargers (2013), N.Y. Giants (2014) and Bears (2014) practice squads.

CAREER TRANSACTIONS: Signed by the San Diego Chargers as an undrafted free agent (4/27/13)... Waived by the Chargers (8/31/13)... Signed the San Diego's practice squad (9/1/13)... Signed to the Chargers active roster (9/28/13)... Waived by San Diego (11/16/13)... Signed with the Chargers (1/14/14)... Waived by San Diego (8/25/14)... Signed to the New York Giants practice squad (8/31/14)... Signed to the New Orleans Saints active roster (11/4/14)... Waived by the Saints (9/5/15)... Signed to the Chicago Bears practice squad (9/8/15)... Signed to the Bears active roster (10/6/5)... Re-signed with Chicago (3/9/16).
SIGNED through 2016

2015 SEASON: Appeared in 5 contests (career-high) for Chicago (Games 5, 7-9 & 16) on special teams... Made Bears debut in Game 5 at Kansas City... Inactive Games 6 & 10-15... Signed to the Bears practice squad after spending the offseason with the Saints.

PREVIOUS SEAONS: 2014 - Joined the New Orleans saints after being signed off the New York Giants practice squad mid-season... Inactive for 6 contests and did not play in 2 others... Originally went to training camp with San Diego. **2013** - Spent 11 weeks plus the playoffs on the San Diego Chargers practice squad... Played in his first-career game at Oakland (10/6).

COLLEGE: Played in 45 games at Virginia Tech from 2009-12... Started all 13 games at LT for the Russell Athletic Bowl Champions... Redshirted in 2008.

BEARS HEAD COACHES

	Seasons	Overall W-L-T	Regular W-L-T	Post-season W-L
George Halas	1920-29; 33-42; 46-55; 58-67	324-151-31	318-148-31	6-3
Ralph Jones	1930-32	24-10-7	24-10-7	None
"Hunk" Anderson / Luke Johnsos	1942-45	24-12-2	23-11-2	1-1
John "Paddy" Driscoll	1956-57	14-10-1	14-9-1	0-1
Jim Dooley	1968-71	20-36-0	20-36-0	None
Abe Gibron	1972-74	11-30-1	11-30-1	None
Jack Pardee	1975-77	20-23-0	20-22-0	0-1
Neill Armstrong	1978-81	30-35-0	30-34-0	0-1
Mike Ditka	1982-92	112-68-0	106-62-0	6-6
Dave Wannstedt	1993-98	41-57-0	40-56-0	1-1
Dick Jauron	1999-2003	35-46-0	35-45-0	0-1
Lovie Smith	2004-12	84-66-0	81-63-0	3-3
Marc Trestman	2013-14	13-19-0	13-19-0	None
John Fox	2015-Present	6-10-0	6-10-0	None

BECTON



11 JOSH BELLAMY

Ht: 6-0

Age: 27

Bears Season: 3

Acquired: Waived free agent in 2014 (NO)

Wt: 211

College: Louisville

NFL Season: 2

WIDE RECEIVER

PRO CAREER: Appeared in 28 games (3 starts) in four seasons with Kansas City (2012), Washington (2013) and Chicago (2014-15), hauling in 19 receptions for 224 yards and 2 touchdowns... Coming off of career highs in every major receiving category: receptions (19), yards (224) and touchdowns (2)... Has 5 kickoff returns for 113 yards (22.6 avg), 13 STTs and 1 opponent fumble recovery on a muffed punt.

CAREER TRANSACTIONS: Signed with the Kansas City Chiefs (4/30/12)... Waived by the Chiefs (8/31/12)... Signed to Kansas City's practice squad (9/1/12)... Signed to the Chiefs active roster (12/8/12)... Waived by Kansas City (8/31/13)... Signed to the San Diego Chargers practice squad (9/10/13)... Waived by the Chargers (11/19/13)... Signed to the Washington Redskins practice squad (11/21/13)... Signed to the Redskins active roster (11/26/13)... Waived by Washington (4/5/14)... Acquired from waivers by the Chicago Bears (4/8/14)... Waived by Chicago (8/30/14)... Signed to the Bears practice squad (9/1/14)... Signed to Chicago's active roster (9/13/14)... Waived by the Bears (9/22/14)... Signed to Chicago's practice squad (9/23/14)... Signed to the Bears active roster (12/8/14)... Re-signed with Chicago (4/18/16). **SIGNED through 2016**

2015 SEASON: Saw action in all 16 contests starting 3 (Games 12, 15-16) at WR, notching 19 receptions for 224 yards (11.8 avg) and 2 touchdowns (all career highs)... Added 10 STTs, which ranked 2nd on the Bears, and an opponent fumble recovery on a muffed punt... First NFL catch was a 48-yard TD in Game 2... First Bears player since Brian Urlacher on 12/23/2001 at Washington to have his first career reception go for a touchdown... First Bears player since WR Marty Booker on 11/14/1999 vs. Minnesota to have his first career reception for a touchdown of at least 48 yards (Booker's touchdown reception was 57 yards). **GAMES PLAYED-STARTED: 16-3**

PREVIOUS SEASONS: 2014 - Appeared in 4 contests for Chicago (Games 2 & 14-16) on offense and special teams... Saw one passing target but did not record a reception... Spent first week of season on Bears practice squad before being elevated to 53-man roster prior to Game 2 at SF... After being waived prior to Week 3, spent Weeks 4-14 on Bears practice squad before being elevated back to 53-man roster on Dec. 8. **2013** - Appeared in 5 games for the Redskins... Also spent time on their practice squad. **2012** - Spent time on the Chiefs practice squad before being elevated to their active roster... Appeared in 3 games, notching 5 kickoff returns for 101 yards (20.2 avg).

COLLEGE: Played in 26 games (17 starts) in two seasons at Louisville... Compiled 53 catches for 681 yards (12.8 avg.) with 7 TDs... Prior to his arrival at Louisville, played at Butte Community College where he caught 80 passes for 1,307 yards (16.3 avg.) with 17 TDs, marking a school record... Saw action on both sides of the ball at wide receiver and cornerback as a senior... Played in 13 games with 4 starts, 3 at WR, 1 at CB... Caught 24 passes for 280 yards (11.7 avg.) with 2 scores and recorded 10 tackles... As a junior, appeared in 13 games (9 starts)... Recorded 29 receptions for 401 yards (13.8 avg.) and tied a team-high with 5 TDs... Added 5 kickoff returns for 120 yards (24.0 avg.).

PERSONAL: Played at Boca Ciega High School in Gulfport, FL.

JOSH BELLAMY'S NFL STATISTICS

REGULAR SEASON

Year	Team	GP-GS	Rec	Yds	Avg	Lg	TD	Rush	Yds	Avg	Lg	TD	STT
2012	Kansas City	3-0	0	0	-	-	0	0	0	-	-	0	0
2013	Washington	5-0	0	0	-	-	0	0	0	-	-	0	0
2014	Chicago	4-0	0	0	-	-	0	0	0	-	-	0	0
2015	Chicago	16-3	19	224	11.8	48t	2	0	0	-	-	0	10
Bears totals		20-3	19	224	11.8	48t	2	0	0	-	-	0	10
NFL totals		28-3	19	224	11.8	48t	2	0	0	-	-	0	10

ADDITIONAL STATS: Kickoff Returns-- 6 for 113: 2012 KC (5 for 101); 2015 CHI (1 for 12).

SEASON / CAREER / PLAYOFF HIGHS

	2015	Career	Playoff
Receptions	6, at KC (10/11).....	Same	None
Receiving Yards	57, vs. DEN (11/22)	Same	None
Longest Reception	48t, vs. ARI (9/20)	Same	None
Receiving TDs	1, twice.....	Same	None

BELLAMY

RIDICULOUS RETURNER

Former Bears returner (currently with the Atlanta Falcons) Devin Hester became the NFL's all-time leader in return touchdowns when he brought back a Tampa Bay punt 62 yards for a score for the Falcons on Sept. 18, 2014. The majority of those returns came in a Bears uniform as Hester finished his Bears career in 2013 with 19 return TDs, tied with Deion Sanders for the NFL record. While wearing the orange and blue he set records for career kick return touchdowns (18) and career punt return touchdowns (13) which he extended with the record breaker in 2014.

The following is a list of each of Hester's return touchdowns.

DEVIN HESTER'S KICKOFF/PUNT RETURN TOUCHDOWNS

Date	Opponent	Site	Distance	Result
Sept. 10, 2006	Green Bay	Lambeau Field	84-yard punt return	W, 26-0
Oct. 16, 2006	Arizona	U. of Phoenix Stadium	83-yard punt return	W, 24-23
Nov. 12, 2006	NY Giants	Giants Stadium	108-yard missed FG return*	W, 38-20
Dec. 3, 2006	Minnesota	Soldier Field	45-yard punt return	W, 23-13
Dec. 11, 2006	St. Louis	Edward Jones Dome	94-yard kickoff return	W, 42-27
Dec. 11, 2006	St. Louis	Edward Jones Dome	96-yard kickoff return	W, 42-27
Feb. 4, 2007	Indianapolis	Dolphin Stadium#	92-yard kickoff return*	L, 17-29
Sept. 16, 2007	Kansas City	Soldier Field	73-yard punt return	W, 20-10
Sept. 30, 2007	Detroit	Ford Field	97-yard kickoff return	L, 27-37
Oct. 14, 2007	Minnesota	Soldier Field	89-yard punt return	L, 31-34
Nov. 25, 2007	Denver	Soldier Field	75-yard punt return	W, 37-34 ot
Nov. 25, 2007	Denver	Soldier Field	88-yard Kickoff return	W, 37-34 ot
Dec. 30, 2007	New Orleans	Soldier Field	64-yard punt return	W, 33-25
Sept. 27, 2010	Green Bay	Soldier Field	62-yard punt return	W, 20-17
Oct. 17, 2010	Seattle	Soldier Field	89-yard punt return	L, 20-23
Dec. 20, 2010	Minnesota	TCF Bank Stadium	64-yard punt return	W, 40-14
Oct. 2, 2011	Carolina	Soldier Field	69-yard punt return	W, 34-29
Oct. 16, 2011	Minnesota	Soldier Field	98-yard kickoff return	W, 39-10
Nov. 13, 2011	Detroit	Soldier Field	82-yard punt return	W, 37-13
Oct. 20, 2013	Washington	FedExField	81-yard punt return	L, 41-45

With Atlanta

9/18/2014	Tampa Bay	Georgia Dome	62-yard punt return	W, 56-14
-----------	-----------	--------------	---------------------	----------

* Does not count toward overall return kick return touchdowns; # Super Bowl XLI



22

OMAR
BOLDEN

Ht: 5-10

Age: 27

Bears Season: 1

Acquired: Unrestricted free agent in 2015 (DEN)

Wt: 200

College: Arizona State

NFL Season: 5

DEFENSIVE BACK

PRO CAREER: Appeared in 56 contests (1 start) in four seasons with the Denver Broncos (2012-15)... Compiled 24 tackles, 1 pass breakup and 2 fumble recoveries on defense... On special teams, Posted 1,085 yards on 44 kickoff returns (24.7 avg), 123 yards and 1 touchdown on 5 returns (24.6 avg) and 27 special teams tackles... Appeared in 6 postseason games, recording 1 punt return for 42 yards and 3 special teams tackles... Won Super Bowl 50 with the Denver Broncos... Posted a team-high 12 special teams tackles for the Broncos in 2014 with his 33.0 yard kickoff return average ranking first among NFL players (minimum 10 returns)... 27 special teams tackles from 2012-15 ranked 2nd on the Broncos.

CAREER TRANSACTIONS: Drafted by the Denver Broncos in the 4th round (101st overall) of the 2012 NFL Draft... Signed with Denver (5/18/12)... Signed with the Chicago Bears (3/31/16). **SIGNED through 2016**

2015 SEASON: Saw action in 9 games, posting 2 defensive tackles, 1 fumble recovery and 3 STTs... Returned 5 punts for 123 yards (24.6 avg), including a 83-yard touchdown... Played in 1 postseason contest, notching 1 punt return for a 42-yard gain... Placed on Injured Reserve following the Pittsburgh game (1/17) with a knee injury. **GAMES PLAYED-STARTED: 9-0**

PREVIOUS SEASONS: 2014 – Played in 15 games, totaling 7 tackles on defense and a team-high 12 special teams tackles... Added 13 kickoff returns for 429 yards (33.0 avg)... 33.0 yard average ranked first among NFL players (minimum 10 returns).

2013 – Appeared in 16 games (1 start) for the second consecutive season with the Broncos... Tallied a career-high 11 tackles on defense and 3 on special teams... Added 2 kickoff returns for 44 yards (22.0 avg)... Appeared in all three postseason games for the Broncos... Transitioned from cornerback to safety. **2012** – Played in all 16 games as a rookie with Denver, recording 4 tackles on defense and 9 on special teams (3rd most on Denver)... Returned 4 kickoffs for 270 yards (19.3 avg)... Appeared in 1 playoff game.

COLLEGE: Four-year starter out of Arizona State University, collecting 138 tackles (112 solo), 7 interceptions and 21 pass breakups... Missed his 2011 senior campaign after suffering a knee injury during spring practices... Selected as one-of-four unanimous first-team All-Pac 10 Conference performers as a cornerback in 2010 in addition to receiving second-team all-conference accolades as a return specialist... Saw action in 29 straight games to begin his career before an injury midway through the 2009 sea-son that led to a medical redshirt.

PERSONAL: Attended Colony High School (Ontario, CA) where he played running back and corner-back... Named the CIF Central Division Most Valuable Player and the Inland Valley Player of the Year following his senior campaign in which he led Colony to its first CIF title by winning the league rushing crown (2,003 yards and 26 touchdowns)... Totaled 80 tackles and 1 interception on defense during his final prep season.

OMAR BOLDEN'S NFL STATISTICS

REGULAR SEASON

Year	Team	GP	GS	Tackles					Interceptions					Fumbles			Misc.	
				Tot	S	A	Sk	Yds	No	Yds	Lg	TD	PD	FF	FR	Yds	TFL	STT
2012	Denver	16	0	4	4	0	0.0	0.0	0	0	-	0	1	0	0	0	0	9
2013	Denver	16	1	11	8	3	0.0	0.0	0	0	-	0	0	0	0	0	0	3
2014	Denver	15	0	7	7	0	0.0	0.0	0	0	-	0	0	0	1	n/a	0	12
2015	Denver	9	0	2	1	1	0.0	0.0	0	0	-	0	0	0	1	n/a	0	3
Totals		56	1	24	4	4	0.0	0.0	0	0	-	0	1	0	2	n/a	0	27
				KR	Yds	Avg	LG	TD			PR	FC	Yds	Avg	Lg	TD		
2012	Denver			14	270	19.3	33	0			0	0	0	-	-	0		
2013	Denver			2	44	22.0	25	0			0	0	0	-	-	0		
2014	Denver			13	429	33.0	77	0			0	0	0	-	-	0		
2015	Denver			15	342	22.8	41	0			5	3	123	24.6	83t	1		
Totals				44	1085	24.7	77	0			5	3	123	24.6	83t	1		

POSTSEASON

Year	Team	GP	GS	Tackles					Interceptions					Fumbles			Misc.	
				Tot	S	A	Sk	Yds	No	Yds	Lg	TD	PD	FF	FR	Yds	TFL	STT
2012	Denver	1	0	0	0	0	0.0	0.0	0	0	-	0	0	0	0	0	0	0
2013	Denver	3	0	0	0	0	0.0	0.0	0	0	-	0	0	0	0	0	0	1
2014	Denver	1	0	0	0	0	0.0	0.0	0	0	-	0	0	0	0	0	0	0
2015	Denver	1	0	0	0	0	0.0	0.0	0	0	-	0	0	0	0	0	0	2
Totals		6	0	0	0	0	0.0	0.0	0	0	-	0	0	0	0	0	0	3

Additional stats: 1 punt return for 42 yards.

SEASON / CAREER / PLAYOFF HIGHS

	2015	Career	Playoff
Tackles.....	1, twice.....	4, vs. TEN (12/8/13).....	None
Solos.....	1, vs. NE (11/29)	3, three times	None
Sacks.....	None.....	None	None
Tackles for losses.....	None.....	None	None

OMAR BOLDEN'S GAME-BY-GAME DEFENSIVE STATS 0-1 Regular Season Starting Record

2012 DENVER BRONCOS

Date	W/L	Opp.	Tkls-S	Sk-YL	INT-Yds	PD	FF	FR	TFL
9/9	W	PIT	0-0	0-0	0-0	0	0	0	0
9/17	L	at ATL	0-0	0-0	0-0	0	0	0	0
9/23	L	HOU	0-0	0-0	0-0	0	0	0	0
9/30	W	OAK	0-0	0-0	0-0	0	0	0	0
10/7	L	at NE	0-0	0-0	0-0	0	0	0	0
10/15	W	at SD	0-0	0-0	0-0	0	0	0	0
10/28	W	NO	0-0	0-0	0-0	0	0	0	0
11/4	W	at CIN	0-0	0-0	0-0	0	0	0	0
11/11	W	at CAR	0-0	0-0	0-0	1	0	0	0
11/18	W	SD	0-0	0-0	0-0	0	0	0	0
11/25	W	at KC	0-0	0-0	0-0	0	0	0	0
12/2	W	TB	0-0	0-0	0-0	0	0	0	0
12/6	W	at OAK	0-0	0-0	0-0	0	0	0	0
12/16	W	at BAL	1-1	0-0	0-0	0	0	0	0
12/23	W	CLE	3-3	0-0	0-0	0	0	0	0
12/30	W	KC	0-0	0-0	0-0	0	0	0	0
Totals	0-0		4-4	0-0	0-0	1	0	0	0

2013 DENVER BRONCOS

Date	W/L	Opp.	Tkls-S	Sk-YL	INT-Yds	PD	FF	FR	TFL
9/5	W	BAL	0-0	0-0	0-0	0	0	0	0
9/15	W	at NYG	0-0	0-0	0-0	0	0	0	0
9/23	W	OAK	0-0	0-0	0-0	0	0	0	0
9/29	W	PHI	0-0	0-0	0-0	0	0	0	0
10/6	W	at DAL	2-2	0-0	0-0	0	0	0	0
10/13	W	JAX	0-0	0-0	0-0	0	0	0	0
10/20	L	at IND	0-0	0-0	0-0	0	0	0	0
10/27	W	WAS	0-0	0-0	0-0	0	0	0	0
11/10	W	at SD	0-0	0-0	0-0	0	0	0	0
11/17	W	KC	0-0	0-0	0-0	0	0	0	0
11/24	L	at NE	0-0	0-0	0-0	0	0	0	0
12/1	W	at KC	0-0	0-0	0-0	0	0	0	0
12/8	W	TEN	4-3	0-0	0-0	0	0	0	0
12/12*	L	SD	3-1	0-0	0-0	0	0	0	0
12/22	W	at HOU	0-0	0-0	0-0	0	0	0	0
12/29	W	at OAK	2-2	0-0	0-0	0	0	0	0
Totals	0-1		11-8	0-0	0-0	0	0	0	0

2014 DENVER BRONCOS


Date	W/L	Opp.	Tkls-S	Sk-YL	INT-Yds	PD	FF	FR	TFL
9/7	W	IND	0-0	0-0	0-0	0	0	0	0
9/14	W	KC	0-0	0-0	0-0	0	0	0	0
9/21	L	at SEA	0-0	0-0	0-0	0	0	0	0
10/5	W	ARI	0-0	0-0	0-0	0	0	0	0
10/12	W	at NYJ	0-0	0-0	0-0	0	0	0	0
10/19	W	SF	3-3	0-0	0-0	0	0	0	0
10/23	W	SD		INACTIVE					
11/2	L	at NE	0-0	0-0	0-0	0	0	0	0
11/9	W	at OAK	0-0	0-0	0-0	0	0	0	0
11/16	L	at STL	0-0	0-0	0-0	0	0	0	0
11/23	W	MIA	2-2	0-0	0-0	0	0	0	0
11/30	W	at KC	0-0	0-0	0-0	0	0	1	0
12/7	W	BUF	0-0	0-0	0-0	0	0	0	0
12/14	W	at SD	0-0	0-0	0-0	0	0	0	0
12/22	L	at CIN	1-1	0-0	0-0	0	0	0	0
12/28	W	OAK	1-1	0-0	0-0	0	0	0	0
Totals	0-0		7-7	0-0	0-0	0	0	1	0

2015 DENVER BRONCOS

Date	W/L	Opp.	Tkls-S	Sk-YL	INT-Yds	PD	FF	FR	TFL
9/13	W	BAL	0-0	0-0	0-0	0	0	0	0
				INACTIVE GAMES 2-4					
10/11	W	at OAK	0-0	0-0	0-0	0	0	0	0
10/18	W	at CLE	0-0	0-0	0-0	0	0	0	0
11/1	W	GB	0-0	0-0	0-0	0	0	0	0
11/8	L	at IND	0-0	0-0	0-0	0	0	0	0
11/15	L	KC	0-0	0-0	0-0	0	0	0	0
11/22	W	at CHI	0-0	0-0	0-0	0	0	0	0
11/29	W	NE	1-1	0-0	0-0	0	0	1	0
12/6	W	at SD	1-0	0-0	0-0	0	0	0	0
				INJURED RESERVE GAMES 13-16					
Totals	0-0		2-1	0-0	0-0	0	0	1	0

*Denotes Game Started

BOLDEN



46 AARON BREWER

Ht: 6-5 **Wt:** 232
Age: 25 **College:** San Diego State
Bears Season: 1 **NFL Season:** 5
Acquired: Waived free agent in 2016 (DEN)

LONG SNAPPER

PRO CAREER: Owns 8 special teams tackles in four seasons (64 games) with the Denver Broncos (2012-15)... Also appeared in 8 postseason contests posting 1 special teams tackle... Has not missed a game in his four year career... Entered the NFL with the Broncos as an undrafted free agent... Won Denver's long snapper job during training camp of his rookie season in 2012.

CAREER TRANSACTIONS: Signed with the Denver Broncos as an undrafted free agent (4/29/12)... Re-signed with Denver (3/5/15)... Waived by the Broncos (3/8/16)... Signed with the Chicago Bears (3/16/16). **SIGNED through 2016**

2015 SEASON: Saw action in all 16 games in his final season as a Bronco... Appeared in 3 postseason contests, en route to winning Super Bowl 50... Notched 1 tackle in the playoffs. **GAMES PLAYED-STARTED: 16-0**

PREVIOUS SEASONS: 2014 - Played in 16 games for the third consecutive season with Denver, tying his career-high 3 special teams tackles... Helped Connor Barth tie franchise records for FGs in a game with 5 field goals made at KC (11/30) and at SD (12/14)... Saw action in one playoff game. **2013** - Posted 2 special teams tackles in 16 games with the Broncos... Snapped for Matt Prater's NFL record 64-yard field goal vs. Ten. (12/8)... Played in 3 postseason games. **2012** - Notched a career-high 3 special teams tackles as a rookie with Denver in 16 games... Appeared in the Broncos lone playoff game.

COLLEGE: Appeared in all 50 possible games for San Diego State University... Four-time All-Mountain West Conference selection... Posted 15 career special teams tackles, including 6 tackles (five solo) as a senior in 2011... Part of an Aztec special teams unit that converted 160-of-170 PATs and 41-of-66 field-goal attempts... Contributed to a punting team that made 250 punts for 10,599 yds. (42.4 avg.).

PERSONAL: Attended Troy High School (Fullerton, CA), where he was an all-conference linebacker in addition to his long snapping duties... Rated as the No. 3 long snapper in the country by chrissailerkicking.com following his senior season.

AARON BREWER'S NFL STATISTICS

REGULAR SEASON

GAMES PLAYED-STARTED - 64-0: 2012 DEN (16-0); 2013 DEN (16-0); 2014 DEN (16-0); 2015 DEN (16-0).

SPECIAL TEAMS TACKLES - 8: 2012 DEN (3); 2013 DEN (2); 2014 DEN (3); 2015 DEN (0).

POSTSEASON

GAMES PLAYED-STARTED - 8-0: 2012 DEN (1-0); 2013 DEN (3-0); 2014 DEN (1-0); 2015 DEN (3-0).

SPECIAL TEAMS TACKLES - 1: 2012 DEN (0); 2013 DEN (0); 2014 DEN (0); 2015 DEN (1).



37

BRYCE
CALLAHAN

Ht: 5-9 Wt: 191
Age: 24 College: Rice
Bears Season: 2 NFL Season: 2
Acquired: Undrafted free agent in 2015

DEFENSIVE BACK

PRO CAREER: Begins second professional campaign, appearing in 9 contests with 3 starts, producing 23 tackles, 4 TFLs, 1 sack and 7 pass breakups for the Chicago Bears (2015)... 7 pass breakups ranked 3rd on the Bears and 4 TFLs led the Bears secondary in 2015.

CAREER TRANSACTIONS: Signed with the Chicago Bears as an undrafted free agent (5/3/15)... Waived by Chicago (9/22/15)... Signed to the Bears practice squad (9/24/15)... Signed to Chicago's active roster (10/19/15). **SIGNED through 2016**

2015 SEASON: Started 3-of-9 games, collecting 23 tackles, 4 TFLs, 1 sack and 7 pass breakups... 7 pass breakups ranked 3rd on the Bears and 4 TFLs led the Bears secondary... Inactive Games 13-15 due to a quad injury. **GAMES PLAYED-STARTED: 9-3**

COLLEGE: In 47 career games at Rice, credited with 145 tackles, 2 sacks, 14 TFLs, 13 interceptions, 33 pass breakups, 2 forced fumbles and 1 fumble recovery... Also served as a punt returner on special teams, notching 33 returns for 225 yards (6.8 avg)... His 13 career interceptions ranks tied for second in school annals... Selected to play in the East-West Shrine Game following his senior season... Member of the 2014 Jim Thorpe Award (top defensive back in college football) Watch List... Named second team all-C-USA by the coaches as a junior... Led C-USA in interceptions (6) and tied for 6th nationally as a redshirt freshman... Lead all FBS freshmen with his 6 interceptions... Earned Freshman All-American honors from Sporting News and Scout.com... Second team all-conference by Rivals.com and third team by Phil Steele... C-USA all-Freshman team and honorable mention all-C-USA selection by league coaches.

PERSONAL: Attended Cy Woods High School (Cypress, TX) where he was named first-team 5A All State by the AP and named to Dave Campbell's Texas Football's 2009 All-Texas High School team... Two-time All-District 15-5A selection, leading the Wildcats into the playoffs in each of their first two seasons of varsity football... Recorded 136 tackles and 8 interceptions on defense, 167 receiving yards and 2 touchdowns on offense and averaged 25.8 yards on punt returns and 21.2 yards on kickoff returns as a senior... Honorable Mention Academic All State... Intercepted a pass in the 2010 THSCA All-Star game.

BRYCE CALLAHAN'S CAREER STATISTICS

REGULAR SEASON

Year	Team	GP	GS	Tackles					Interceptions					Fumbles			Misc.	
				Tot	S	A	Sk	Yds	No	Yds	Lg	TD	PD	FF	FR	Yds	TFL	STT
2015	Chicago	9	3	23	18	5	1.0	0.0	0	0	-	0	7	0	0	0	4.0	0

SEASON / CAREER / PLAYOFF HIGHS

	2015	Career	Playoff
Tackles.....	5, vs. SF (12/6).....	Same.....	None
Solos.....	4, twice.....	Same.....	None
Tackles For Loss	1, four times.....	Same.....	None
Interceptions	None.....	None.....	None

CALLAHAN



25

KA'DEEM
CAREY

Ht: 5-10

Age: 23

Bears Season: 3

Acquired: 4th round of the 2014 draft

Wt: 215

College: Arizona

NFL Season: 3

RUNNING BACK

PRO CAREER: In two seasons with the Bears (2014-15), appeared in 25 games (1 start), recording 79 carries for 317 yards (4.0 avg) and 2 touchdowns... Adds 8 receptions for 76 yards (9.5 avg) and 1 touchdown and 2 kickoff returns for 38 yards... All 3 touchdowns came in 2015.

CAREER TRANSACTIONS: Selected in the fourth round (117th overall) by Chicago in the 2014 NFL Draft... Signed 4-year contract with the Bears (5/13/14). **SIGNED through 2017**

2015 SEASON: Made 11 appearances (Games 3, 5-6, 8-10, & 12-16) with 1 start (Game 8), taking 43 carries for 159 yards (3.7 avg) and 2 touchdowns and 3 catches for 19 yards and 1 touchdown... Added 2 kickoff returns for 38 yards... Scored first career touchdown (4-yard run) in Game 12 vs. SF (12/6/15) and made first career start in Game 8 at SD (11/9/15)... Had first career 2 TD contest (1 rushing and 1 receiving) in Game 15 at Tampa Bay (12/27/15)... Inactive Games 1-2, 4 and 7 (coach's decision) and Game 11 due to a neck injury. **GAMES PLAYED-STARTED: 11-1**

PREVIOUS SEASONS: 2014 - Carried the ball 36 times for 158 yards (4.4 ypc) while adding 57 receiving yards on 5 receptions (11.4 ypr) for the Bears in 14 contests... Appeared in Games 1-14, making NFL debut on September 7 vs. Buffalo... Active but did not play in Games 15-16.

COLLEGE: Two-time consensus first team All-American played three seasons at Arizona (2011-13) with 24 starts in 36 games... Set school records for career all-purpose yards (5,483), rushing yards (4,329) and rushing TDs (52)... Became the 4th player in school history to rush for at least 1,000 yards in back-to-back seasons (2012-13)... Tallied 743 rushing attempts, 77 receptions for 679 yards (8.8 avg), 4 receiving touchdowns and 27 kickoff returns for 565 yards (20.9 avg).

PERSONAL: Member of the PrepStar Dream Team, *Tacoma News-Tribune* Western 100, Arizona Republic All-Arizona, Arizona Republic First-Team 4A All-State, Arizona Daily Star First-Team All-Southern Arizona, Arizona Football Coaches' Association First-Team All-State Top 25, and first-team 4A-I all-state and 4A-I all-conference... MaxPreps Top-25 tailback... Rushed for 1,754 yards and 26 touchdowns as a senior... As a junior, ran the ball 224 times for 2,738 yards, 45 touchdowns, helping Canyon del Oro HS (Oro Valley, AZ) compile a 14-0 record and win the 4A-I state championship.

OPENING DAY ROOKIE STARTERS

On Sunday, September 21, 1975, running back Walter Payton and six fellow rookies (DE Mike Hartenstine, DT Roger Stillwell, FS Doug Plank, TE Greg Latta, LG Noah Jackson, RT Jeff Sevy) took to Soldier Field's artificial turf to face the Baltimore Colts; the young Bears lost 35-7. The seven rookie Bears starting on Opening Day is the most in the past 36 seasons, followed by four in 1983 (T Jim Covert, G Rob Fada, WR Willie Gault and CB Mike Richardson) and two on three occasions (1989, CB Donnell Woolford and DE Trace Armstrong; 1991, T Stan Thomas and WR Anthony Morgan; 1998, FS Tony Parrish and TE Alonzo Mayes). In 18 of the previous 38 seasons, no rookies have started on opening day. Adrian Amos is the most recent opening-day rookie starter, starting at safety in the 2015 season opener. Amos joins FB Evan Rodriguez (2012), RT Gabe Carimi (2011), S Al Afalava (2009), RB Matt Forte (2008) and DT Tommie Harris (2004). In 2013, the right side of the Bears offensive line had two rookie starters in Kyle Long (guard) and Jordan Mills (tackle). Long and Mills were the first two rookies to start along the offensive line for the Bears on opening day since Covert and Fada in 1983.

KA'DEEM CAREY'S NFL STATISTICS

REGULAR SEASON

Year	Team	GP-GS	Rush	Yds	Avg	Lg	TD	Rec	Yds	Avg	Lg	TD	STT
2014	Chicago	14-0	36	158	4.4	15	0	5	57	11.4	18	0	0
2015	Chicago	11-1	43	159	3.7	11	2	3	19	6.3	11	1	1
NFL totals		25-1	79	317	4.0	15	2	8	76	9.5	18	1	1

ADDITIONAL STATS: Fumbles-Lost -- (1-1): 2015 (1-1). Kickoff Returns-- 2 for 38: 2015 CHI (2 for 38).

SEASON / CAREER / PLAYOFF HIGHS

	2015	Career	Playoff
Rushes	14, at STL (11/15)	14, twice	None
Rushing Yards	56, at STL (11/15)	72, vs. GB (9/28/14)	None
Longest Run	11, vs. SF (12/6)	15, at ATL (10/12/14)	None
Rushing TDs	1, twice	Same	None
Receptions	2, at MIN (12/20)	3, vs. NO (12/15/14)	None
Receiving Yards	18, at MIN (12/20)	39, vs. NO (12/15/14)	None
Longest Reception	11, at MIN (12/20)	18, vs. NO (12/15/14)	None
Receiving TDs	1, at TB (12/27)	Same	None

KA'DEEM CAREY'S GAME-BY-GAME RUSHING AND RECEIVING 1-0 Regular Season Starting Record

2014 CHICAGO BEARS

Date	W/L	Opp.	Rush	Yards	Avg.	Lg	TD	Rec.	Yards	Avg.	Lg	TD
9/7	L	BUF	1	4	4.0	4	0	0	0	-	-	0
9/14	W	at SF	0	0	-	-	0	0	0	-	-	0
9/22	W	at NYJ	1	0	-	-	0	0	0	-	-	0
9/28	L	GB	14	72	5.1	13	0	0	0	-	-	0
10/5	L	at CAR	2	2	1.0	2	0	0	0	-	-	0
10/12	W	at ATL	4	19	4.8	15	0	0	0	-	-	0
10/19	L	MIA	0	0	-	-	0	0	0	-	-	0
10/26	L	at NE	6	33	5.5	13	0	0	0	-	-	0
11/9	L	at GB	2	13	6.5	8	0	1	11	11.0	11	0
11/16	W	MIN	0	0	-	-	0	0	0	-	-	0
11/23	W	TB	3	3	1.0	3	0	0	0	-	-	0
11/27	L	at DET	2	8	4.0	5	0	1	7	7.0	7	0
12/4	L	DAL	0	0	-	-	0	0	0	-	-	0
12/15	L	NO	1	4	4.0	4	0	3	39	13.0	18	0
12/21	L	DET					DID NOT PLAY					
12/28	L	at MIN					DID NOT PLAY					
Totals	0-0		36	158	4.4	15	0	5	57	11.4	18	0

2015 CHICAGO BEARS

Date	W/L	Opp.	Rush	Yards	Avg.	Lg	TD	Rec.	Yards	Avg.	Lg	TD
9/13	L	GB					INACTIVE					
9/20	L	ARI					INACTIVE					
9/27	L	at SEA	0	0	-	-	0	0	0	-	-	0
10/4	W	OAK					INACTIVE					
10/11	W	at KC	0	0	-	-	0	0	0	-	-	0
10/18	L	at DET	0	0	-	-	0	0	0	-	-	0
11/1	L	MIN					INACTIVE					
11/9*	W	at SD	7	28	4.0	8	0	0	0	-	-	0
11/15	W	at STL	14	56	4.0	9	0	0	0	-	-	0
11/22	L	DEN	9	32	3.6	9	0	0	0	-	-	0
11/26	W	at GB					INACTIVE					
12/6	L	SF	5	17	3.4	11	1	0	0	-	-	0
12/13	L	WAS	0	0	-	-	0	0	0	-	-	0
12/20	L	at MIN	0	0	-	-	0	2	18	9.0	11	0
12/27	W	at TB	7	16	2.3	6	1	1	1	1.0	11	1
1/3	L	DET	1	10	10.0	10	0	0	0	-	-	0
Totals	1-0		43	159	3.7	11	2	3	19	6.3	11	1

CAREY



73 NATE CHANDLER

Ht: 6-4
Age: 27
Bears Season: 1
Acquired: Waived free agent in 2016 (CAR)

Wt: 306
College: UCLA
NFL Season: 5

OFFENSIVE LINE

PRO CAREER: Joins the Bears, appearing in 37 games with 19 starts in three seasons (2012-14) with the Carolina Panthers... Did not appear in any games in 2015 after being placed on Injured Reserve in September... Started his professional career as a defensive tackle before switching to the offensive line in 2013... All 19 of his career starts are on the offensive side of the ball.

CAREER TRANSACTIONS: Signed with the Carolina Panthers as an undrafted free agent (4/30/12)... Waived by the Panthers (8/31/12)... Signed to Carolina's practice squad (9/1/12)... Re-signed with the Panthers (6/18/14)... Waived by Carolina (3/3/16)... Signed with the Chicago Bears (6/3/16). **SIGNED through 2016**

2015 SEASON: Spent the entire season on IR with a knee injury. **GAMES PLAYED-STARTED: 0-0**

PREVIOUS SEASONS: 2014 – Started Carolina's first 11 games before being placed on IR with a knee injury. **2013** – Made the switch from offensive line to defensive line prior to the start of the regular season... Appeared in all 16 games, starting the last 8... Blocked for a 100-yard rusher in 7 of his 8 starts. **2012** – Appeared as a sub in 10 games as a rookie for Carolina... Posted 6 tackles, 1 pass breakup and 1 fumble recovery as a defensive lineman.

COLLEGE: Started 15-of-49 games at UCLA... Switched to the defensive side of the ball after beginning his career at TE and OL... Tallied 37 tackles, 3.5 TFLs, 2 sacks, 1 fumble recovery and 2 pass breakups... Credited with 2 catches for 8 yards on offense... Played in 14 games with 5 starts as a senior in 2011... Posted 16 tackles, 2.5 TFLs, 1 sack and 1 pass breakup... As a junior, appeared in 12 games, starting 8 games (4 games at DE and 4 games at DT)... Compiled 21 tackles, 1 TFL, 1 sack, 1 fumble recovery and 1 pass breakup... In 11 games as a sophomore, notched 1 reception for 5 yards... As a redshirt freshman in 2008, played in 12 games at TE and along the OL... Made 2 starts at TE... Posted 1 reception for 3 yards... Redshirted as a true freshman in 2007.


PERSONAL: Played football at Mira Mesa H.S. (San Diego, CA).

QBS TO THROW A TD ON FIRST POSTSEASON PASS ATTEMPT

Since 1991

Date	QB, Team	Opponent	Result
1/6/1996	Alex Van Pelt, Buffalo Bills (2 yards)	vs. Pittsburgh Steelers	L, 40-21
1/16/2000	Kurt Warner, St. Louis Rams (77 yards)	vs. Minnesota Vikings	W, 49-37
1/4/2003	Chad Pennington, New York Jets (56 yards)	vs. Indianapolis Colts	W, 41-0
1/16/2011	Jay Cutler, Chicago Bears (58 yards)	vs. Seattle Seahawks	W, 35-24

Information provided by STATS



6 JAY CUTLER

Ht: 6-3

Age: 33

Bears Season: 8

Acquired: Trade with DEN in 2009

Wt: 231

College: Vanderbilt

NFL Season: 11

QUARTERBACK

PRO CAREER: Enters 11th NFL season coming off a career-high passer rating of 92.3... Started all 134 games played with Denver (2006-08) and Chicago (2009-15), completing 2,701-of-4,354 pass attempts (62.0 percent) for 31,408 yards, 204 touchdowns and 141 interceptions for a QB rating of 86.0... Has added 1,626 rushing yards and 9 touchdowns on 362 carries (4.5 avg)... Selected to the Pro Bowl following the 2008 season... 7-time team captain with Denver (2008) and Chicago (2009-13 & '15) [Bears had weekly captains during the 2014 season]... Ranks 39th in NFL history in passing yards and 37th in passing touchdowns... In seven season with the Bears, ranks first in franchise history in passer rating (85.5), completions (1,939), attempts (3,134), completion percentage (61.9), passing yards (22,384), passing yards per game (230.8), passing touchdowns (150) and 300-yard passing games (16)... Broke the franchise mark for career passing touchdowns breaking a tie with Pro Football HOFer Sid Luckman (137) in Game 8 of the 2015 season at San Diego (11/9/15)... First quarterback in Bears franchise history to post five 3,000-yard passing seasons (2009-10, '12, '14-15)... Owns a 32-6 record (.842) as a starter when accumulating a QB rating over 100.0 in the regular season (1-0 in playoffs)... Thrown for 300+ yards 26 times during his NFL career... Has four seasons with 20+ TD passes as a member of the Bears (2009-10 & 2014-15)... Is the only quarterback in franchise history to reach the mark in back-to-back seasons... Became the fastest Bears QB to throw for 3,000 yards, doing so in just 12 games in 2014 & 2015... Holds Chicago franchise records for single-season attempts (561) and completions (370) in 2014... One-of-five players in NFL history to reach the 4,500-yard passing mark in one of his first three seasons: Dan Marino (1984), Drew Bledsoe (1994), Matthew Stafford (2011) and Andrew Luck (2014)... Is currently second in Broncos franchise history in completion percentage (minimum 500 attempts), sixth in completions, passing yards and passing touchdowns, and seventh in attempts... Became the first rookie in NFL history to throw multiple TD passes in each of his first four games... In 2 postseason starts, completed 21-of-42 passes for 354 yards with 2 TDs and 1 INT... Posted 2 rushing TDs and 2 passing TDs in playoff game vs. SEA (1/16/11), one of three players in NFL history to accomplish the feat along with Otto Graham and Colin Kaepernick.

HONORS AND AWARDS: **2010** - NFC Offensive Player of the Week vs. PHI (11/28). **2009** - NFC Offensive Player of the Week vs. MIN (12/28). **2008** - Pro Bowl; AFC Offensive Player of the Month (9/08); AFC Offensive Player of the Week at CLE (11/6); FedEx Air NFL Player of the Week at CLE (11/6), at NYJ (11/30) and vs. KC (12/7).

CAREER TRANSACTIONS: Drafted by Denver in the first round (11th overall) of the 2006 NFL Draft... Signed by the Broncos (7/27/06)... Traded to Chicago (4/2/09)... Signed 2-year contract extension with the Bears (10/20/09)... Signed 7-year contract with Chicago (1/2/14). **SIGNED through 2020**

2015 SEASON: Started 15 contests (Games 1-2 & 4-16), recording a career-high 92.3 passer rating after completing 311-of-483 attempts (64.4 percent) for 3,659 yards, 21 touchdowns and 11 interceptions... Added 201 rushing yards and 1 touchdown on 38 carries (4.3 avg)... 11 interceptions were the fewest in a season in which he appeared in at least 15 games... Threw for 3,000 yards in 12 games (a franchise record) for the second consecutive season... His 64.4 completion percentage ranks 3rd in franchise history... 3,659 passing yards, 311 completions and 483 pass attempts all rank 4th in team history... 92.3 passer rating ranks 6th in team history and 21 touchdowns ranks 10th... Voted team captain for the 7th time in his career... Led game-winning drives in 4 Bears wins (Games 4-5, 8 & 15) while trailing in the fourth quarter and now has 25 game-winning drives in the 4th quarter or OT of his career (18 as a member of the Bears)... Had three games with 300-yards passing (353 in Game 6 at Detroit; 345 in Game 8 at San Diego; 315 in Game 13 vs. Washington... 6 games with 0 interceptions in 2015 tied a single season high (2007 and 2012)... Missed Game 3 due to a hamstring injury... Reached 3,000 passing yards for 5th time in Bears career (7th time overall)... 5 seasons with 3,000 yards have come in



CHICAGO BEARS PLAYERS

7 seasons as a member of the Bears, all other Bears QBs in franchise history have combined for 5 such seasons... Had a career-high 151.0 passer rating in Game 9 at St. Louis; second highest single game passer rating by a Bears QB since at least 1960... Became first QB in franchise history with 2 TD passes of 80 yards or more in a single game (87 and 83 yards) in Game 9 at St. Louis. **GAMES PLAYED-STARTED: 15-15**

PREVIOUS SEASONS: 2014 - Set franchise single-season records for completions (370) and attempts (561), while ranking second in Bears history with 3,812 passing yards and 66.0 completion percentage... 28 passing touchdowns were tied for second most in franchise single-season annals... 88.6 passer rating was seventh highest in Bears history... Added 191 rushing yards and 2 touchdowns on 39 carries (4.9 ypc)... Started 15 contests (Games 1-14 and 16)... Active but did not play in Game 15... Had four 300-yard passing contests on the season, including 381 yards at Atlanta (October 12), tied for fifth most in single-game franchise history... Finished with a passer rating over 100.0 on three occasions... Part of an offense that set franchise single-season records in completion percentage (65.0) while ranking second in Bears history in passing touchdowns (30) and third in gross passing yards (4,035) and net passing yards (3,792). **2013** - Started all 11 games played, completing 224-of-355 passing attempts for 2,621 yards, 19 touchdowns and 12 interceptions for a 89.2 passer rating, the sixth-highest passer rating in single-season franchise history... 63.1 completion percentage and 238.3 passing yards per game were both third-highest in franchise annals... Had two 300-yard passing games (9/29 vs. DET and 10/6 vs. NO)... Had two game-winning touchdown drives in the fourth quarter (9/8 vs. CIN and 9/15 vs. MIN)... Part of an offense that set franchise single-season records in net yards (6,109), gross passing yards (4,450), net passing yards (4,281), passing touchdowns (32), passer rating (96.9), first downs (344) and passing first downs (215) while ranking second in Bears history in points scored (445) and completion percentage (64.4%). **2012** - Completed 255 of 434 passing attempts (58.8 percent) for 3,033 yards, 19 touchdowns and 14 interceptions for an 81.3 passer rating... Added career-high 233 yards rushing on 41 attempts (5.7 ypc)... Started all 15 games played... Missed Game 10 at SF (11/19) due to a concussion. **2011** - Finished with a QB rating of 85.7, completing 182-of-314 passes for 2,319 yards in 10 starts... Tossed 13 TDs and 7 INTs... Carried the ball 18 times for 55 yards (3.1 avg) and 1 TD... Had two 300-yard passing games (3/12 - Week 1 vs. ATL and 3/22 - Week 3 vs. GB)... Missed final 6 contests due to hand injury. **2010** - Finished with a QB rating of 86.3, completing 261-of-432 passes for 3,274 yards in 15 starts... Tossed 23 TDs and 16 INTs... Carried the ball 50 times for 232 yards (4.6 avg) and 1 TD... Finished seventh in the NFL in yards per attempt (7.58)... Posted a career-high 146.2 QB rating vs. PHI (11/28), throwing a career-high 4 TD passes... Completed 21-of-42 passes for 354 yards, 2 TDs and 1 INT in 2 postseason games, including a QB rating of 111.3 in NFC Divisional Playoff vs. SEA (1/16). **2009** - Completed 336-of-555 attempts, while throwing for 3,666 yards and 27 TDs... Became the fifth QB in Bears history to start all 16 games in a season... Finished with a passer rating over 100.0 on five occasions... Ran for 176 yards on 43 carries (4.3 ypc), the sixth most yards of any NFL QB. **2008** - Broncos team captain, starting all 16 games, completing 384 of 616 attempts for 4,526 yards, including 8 games of 300+ yards... Completions and passing yards both rank fourth in Broncos single-season history... Ranked third in the league and led the AFC in passing yards. **2007** - In his first full season as a starting quarterback for Denver, completed 297-of-467 (63.6 percent) passes for 3,497 yards, 20 touchdowns and 14 interceptions for an 88.1 passer rating in 16 starts... Rushed for 205 yards on 44 carries (4.7 avg.) and 1 TD to rank fourth in the league in rushing among quarterbacks... Posted five games with a completion percentage of at least 70 percent. **2006** - Started the final five games of his rookie season after being named Denver's starter on Nov. 27... Completed 81-of-137 (59.1%) passes for 1,001 yards with nine TDs and five INTs... Became the first rookie in NFL history (second player overall) to throw multiple touchdown passes in each of his first four games played... Also became just the second rookie in league history (fifth player overall) to throw at least two touchdown passes in each of his first four starts... Posted the second-highest TD percentage (6.6) and third-highest TD-to-INT ratio (1.8) among NFL rookies since 1970 (with at least 125 passing attempts) and set Denver rookie records for passer rating (88.5) and completion percentage (59.1).

COLLEGE: Three-year captain started all 45 career games played at Vanderbilt University (2002-05) where he completed 710-of-1,242 passes for 8,697 yards with 59 touchdowns and 34 interceptions... Rushed for 1,256 yards on 453 career rushes with 17 touchdowns... Set school career records for total offense (9,953 yards), touchdown passes (59), passing yards (8,697), pass completions (710), pass attempts (1,242) and combined touchdowns (76)... As a senior, became the first Commodore to be named Southeastern Conference Offensive Player of the Year (coaches and media) since 1967, while also being named a finalist for the Johnny Unitas Golden Arm Award (nation's top senior quarterback) as well as a first-team all-SEC pick by the league's coaches... Completed bachelor's degree in human and organizational development.

PERSONAL: Started the Jay Cutler Foundation which is dedicated to improving the quality of life for underprivileged children and those suffering from diabetes... Started at quarterback and safety for three years at Heritage Hills High School in Lincoln City, Ind.... Received first-team all-state honors (*Associated Press*) as a senior, leading the school to a 15-0 record and its first state title by hauling in a game-winning 12-yard touchdown pass off a lateral to win the championship... Connected on 122-of-202 passes for 2,252 yards with 31 touchdowns while rushing 65 times for 493 yards with 11 touchdowns during his senior campaign... Also was a first-team all-state selection in basketball and garnered honorable mention all-state accolades as a shortstop... Grew up in a subdivision called Christmas Village in the Southern Indiana town of Santa Claus... Diagnosed with Type I diabetes in mid-April 2008... Cutler and his wife, Kristin Cavallari, have three children, Camden, Jaxson and Saylor... Father, Jack, worked for the Indiana state police and his mother, Sandy, was a part-time teacher.

JAY CUTLER'S NFL STATISTICS

REGULAR SEASON

Year	Team	GP-GS	Att	Cmp	Pct	Yds	Yds/Att	TD	Int	Lg	Sk-Yds	Rating
2006	Denver	5-5	137	81	59.1	1,001	7.3	9	5	71t	13-85	88.5
2007	Denver	16-16	467	297	63.6	3,497	7.5	20	14	68t	27-153	88.1
2008	Denver	16-16	616	384	62.3	4,526	7.3	25	18	93t	11-69	86.0
2009	Chicago	16-16	555	336	60.5	3,666	6.6	27	26	71	35-204	76.8
2010	Chicago	15-15	432	261	60.4	3,274	7.6	23	16	89t	52-352	86.3
2011	Chicago	10-10	314	182	58.0	2,319	7.4	13	7	56t	23-159	85.7
2012	Chicago	15-15	434	255	58.8	3,033	7.0	19	14	60t	38-250	81.3
2013	Chicago	11-11	355	224	63.1	2,621	7.4	19	12	67	19-132	89.2
2014	Chicago	15-15	561	370	66.0	3,812	6.8	28	18	74	38-223	88.6
2015	Chicago	15-15	483	311	64.4	3,659	7.6	21	11	87t	29-150	92.3
Bears totals		97-97	3,134	1,939	61.9	22,384	7.1	150	104	89t	234-1,470	85.5
NFL totals		134-134	4,354	2,701	62.0	31,408	7.2	204	141	93t	285-1,777	86.0

Record as Starter: 67-67 (.500) - 2006 (2-3), 2007 (7-9), 2008 (8-8), 2009 (7-9), 2010 (10-5), 2011 (7-3); 2012 (10-5); 2013 (5-6), 2014 (5-10), 2015 (5-8).

ADDITIONAL STATS: Fumbles-Lost -- (83-36): 2006 (8-2), 2007 (11-4), 2008 (5-2), 2009 (9-1), 2010 (10-6), 2011 (7-3), 2012 (8-4); 2013 (5-3); 2014 (12-6); 2015 (8-5).

Year	Team	Rush	Yds	Avg	Lg	TD
2006	Denver	12	18	1.5	9	0
2007	Denver	44	205	4.7	31	1
2008	Denver	57	200	3.5	18	2
2009	Chicago	40	173	4.3	30	1
2010	Chicago	50	232	4.6	25	1
2011	Chicago	18	55	3.1	12	1
2012	Chicago	41	233	5.7	24	0
2013	Chicago	23	118	5.1	18	0
2014	Chicago	39	191	4.9	25	2
2015	Chicago	38	201	5.3	26	1
Bears totals		249	1,203	4.8	30	6
NFL totals		362	1,626	4.5	31	9

POSTSEASON

Year	Team	GP-GS	Att	Cmp	Pct	Yds	Yds/Att	TD	Int	Lg	Sk-Yds	Rating
2010	Chicago	2-2	42	21	50.0	354	8.4	2	1	58t	5-28	84.8

SEASON / CAREER / PLAYOFF HIGHS

	2015	Career	Playoff
Attempts.....	45, at KC (10/11)	52, at SF (11/12/09)	28, vs. SEA (1/16/11)
Completions.....	28, vs. OAK (10/4)	36, vs. SD (9/14/08)	15, vs. SEA (1/16/11)
Passing Yards.....	353, at DET (10/18)	447, at CLE (11/6/08)	274, vs. SEA (1/16/11)
TD Passes.....	3, at STL (11/15)	4, six times	2, vs. SEA (1/16/11)
Interceptions.....	3, vs. DET (1/3)	5, at SF (11/12/09)	1, vs. GB (1/16/11)
Longest Completion.....	87t, at STL (11/15)	93t, at CLE (11/6/08)	58t, vs. SEA (1/16/11)

CUTLER



CHICAGO BEARS PLAYERS

JAY CUTLER'S GAME-BY-GAME PASSING 67-67 Regular Season Starting Record (1-1 Postseason Record)

2006 DENVER BRONCOS

Date	W/L	Opp.	Att	Cmp	Yds	Pct.	TD	INT	Lg	Sk/Lst	Rtg
DID NOT PLAY GAMES 1-11											
12/3*	L	SEA	21	10	143	47.6	2	2	71t	3/22	62.3
12/10*	L	at SD	30	17	188	56.7	2	0	28t	4/22	97.6
12/17*	W	at ARZ	31	21	261	67.7	2	1	54t	1/5	101.7
12/24*	W	CIN	23	12	179	52.2	2	1	39t	3/19	88.9
12/31*	L	SF	32	21	230	65.6	1	1	29	2/17	84.1
Totals	2-3		137	81	1,001	59.1	9	5	71t	13/85	88.5

2007 DENVER BRONCOS

Date	W/L	Opp.	Att	Cmp	Yds	Pct.	TD	INT	Lg	Sk/Lst	Rtg
9/9*	W	at BUF	39	23	304	59.0	1	1	34	1/5	81.6
9/16*	W	OAK	33	23	269	69.7	1	2	24	2/9	79.0
9/23*	L	JAX	23	16	222	69.6	1	1	49	1/4	96.6
9/30*	L	at IND	21	13	131	61.9	1	1	24	1/0	75.7
10/7*	L	SD	36	23	232	63.9	0	1	26	1/8	70.6
10/21*	W	PIT	29	22	248	75.9	3	2	26	2/14	106.7
10/29*	L	GB	34	21	264	61.8	1	0	35	2/17	95.7
11/4*	L	at DET	4	3	20	75.0	0	0	9	2/13	85.4
11/11*	W	at KC	29	17	192	58.6	1	1	38	1/6	75.6
11/19*	W	TEN	21	16	200	76.2	2	0	48t	1/7	137.0
11/25*	L	at CHI	31	17	302	54.8	2	1	68t	2/10	96.4
12/2*	L	at OAK	32	16	214	50.0	0	2	58	1/8	45.6
12/9*	W	KC	27	20	244	74.1	4	0	28	0/0	141.0
12/13*	L	at HOU	39	27	254	69.2	1	0	30	5/18	95.5
12/24*	L	at SD	32	14	155	43.8	0	2	27	4/22	32.7
12/30*	W	MIN	37	26	246	70.3	2	0	27	1/12	106.4
Totals	7-9		467	297	3,497	63.6	20	14	68t	27/153	88.1

2008 DENVER BRONCOS

Date	W/L	Opp.	Att	Cmp	Yds	Pct.	TD	INT	Lg	Sk/Lst	Rtg
9/8*	W	at OAK	24	16	300	66.7	2	0	72	0/0	137.5
9/14*	W	SD	50	36	350	72.0	4	1	34	1/9	109.6
9/21*	W	NO	34	21	264	61.8	2	1	35t	0/0	93.3
9/28*	L	at KC	49	29	361	59.2	1	2	40	1/9	71.9
10/5*	W	TB	34	23	227	67.6	1	0	33	0/0	96.1
10/12*	L	JAX	37	21	192	56.8	2	1	21	0/0	77.8
10/20*	L	at NE	26	17	168	65.4	1	2	20	2/13	64.3
11/2*	L	MIA	46	24	307	52.2	2	3	47	1/2	60.7
11/6*	W	at CLE	42	24	447	57.1	3	1	93t	1/6	107.9
11/16*	W	at ATL	27	19	216	70.4	1	0	47	1/8	106.4
11/23*	L	OAK	37	16	204	43.2	0	1	32	0/0	49.8
11/30*	W	at NYJ	43	27	357	62.8	2	1	59t	0/0	94.8
12/7*	W	KC	40	32	286	80.0	2	1	25	0/0	102.7
12/14*	L	at CAR	33	21	172	63.6	1	1	19	3/14	74.3
12/21*	L	BUF	45	25	359	55.6	0	1	36	1/8	72.4
12/28*	L	at SD	49	33	316	67.3	1	2	25t	0/0	74.9
Totals	8-8		616	384	4,526	62.3	25	18	93t	11/69	86.0

2009 CHICAGO BEARS

Date	W/L	Opp.	Att	Cmp	Yds	Pct.	TD	INT	Lg	Sk/Lst	Rtg
9/13*	L	at GB	36	17	277	47.2	1	4	68	2/11	43.2
9/20*	W	PIT	38	27	236	71.1	2	0	29	2/5	104.7
9/27*	W	at SEA	27	21	247	77.8	3	1	36t	2/14	126.4
10/4*	W	DET	28	18	141	64.3	2	0	25	2/16	100.4
10/18*	L	at ATL	43	27	300	62.8	2	2	41	2/10	79.6
10/25*	L	at CIN	37	26	251	70.3	1	3	26	1/10	64.1
11/1*	W	CLE	30	17	225	56.7	0	1	33	4/26	66.7
11/8*	L	ARZ	47	29	369	61.7	3	1	24	4/22	98.6
11/12*	L	at SF	52	29	307	55.8	0	5	37	0/0	33/6
11/22*	L	PHI	43	24	171	55.8	1	1	23	1/13	63.2
11/29*	L	at MIN	23	18	147	78.3	1	2	24t	4/21	71.6
12/6*	W	STL	17	8	143	47.1	1	0	71	2/15	96.0
12/13*	L	GB	36	23	209	63.9	2	2	28	3/14	74.9
12/20*	L	at BAL	27	10	94	37.0	0	3	30	2/4	7.9
12/28*	W	MIN	35	20	273	57.1	4	1	39t	2/15	108.4
1/3*	W	at DET	36	22	276	61.1	4	0	48	2/8	122.0
Totals	7-9		555	336	3,666	60.5	27	26	71	35/204	76.8

2010 CHICAGO BEARS

Date	W/L	Opp.	Att	Cmp	Yds	Pct.	TD	INT	Lg	Sk/Lst	Rtg
9/12*	W	DET	35	23	372	65.7	2	1	89t	4/10	108.3
9/19*	W	at DAL	29	21	277	72.4	3	0	59	1/7	136.7
9/27*	W	GB	27	16	221	59.3	1	1	35	3/22	82.5
10/3*	L	at NYG	11	8	42	72.7	0	1	9	9/55	40.7
10/10	W	at CAR				INACTIVE					
10/17*	L	SEA	39	17	290	43.6	0	0	67	6/44	69.4
10/24*	L	WAS	40	26	281	65.0	1	4	48	4/25	54.3
11/7*	W	at BUF	30	17	188	56.7	2	0	26	1/10	97.6
11/14*	W	MIN	35	22	237	62.9	3	2	29	2/7	87.4
11/18*	W	at MIA	25	16	156	64.0	0	1	16	3/23	64.8
11/28*	W	PHI	21	14	247	66.7	4	0	39	4/29	146.2
12/5*	W	at DET	26	21	234	80.8	1	0	33	4/37	117.0
12/12*	L	NE	26	12	152	46.2	0	2	33	2/14	32.9
12/20*	W	at MIN	24	14	194	58.3	3	1	67	1/5	106.6
12/26*	W	NYJ	25	13	215	52.0	3	1	40t	2/13	104.2
1/2*	L	at GB	39	21	168	53.8	0	2	27	6/51	43.5
Totals	10-5		432	261	3,274	60.4	23	16	89t	52/352	86.3
POSTSEASON											
1/16*	W	SEA	28	15	274	53.6	2	0	58t	3/13	111.3
1/23*	L	GB	14	6	80	42.9	0	1	24	2/15	31.8
Totals	1-1		42	21	354	50.0	2	1	58t	5/28	84.8

2011 CHICAGO BEARS

Date	W/L	Opp.	Att	Cmp	Yds	Pct.	TD	INT	Lg	Sk/Lst	Rtg
9/11*	W	ATL	32	22	312	68.8	2	1	56t	5/23	107.8
9/18*	L	at NO	45	19	244	42.2	1	0	30	6/58	67.3
9/25*	L	GB	37	21	302	56.8	2	2	40	3/24	78.9
10/2*	W	CAR	17	9	102	52.9	0	1	22	1/9	46.7
10/10*	L	at DET	38	28	249	73.7	1	0	28	3/12	99.6
10/16*	W	MIN	31	21	267	67.7	2	0	48t	1/9	115.9
10/23*	W	at TB	32	17	226	53.1	1	2	36	2/8	60.2
11/7*	W	at PHI	32	18	208	56.3	2	0	28	0/0	96.9
11/13*	W	DET	19	9	123	47.4	0	0	30	2/16	68.5
11/20*	W	SD	31	18	286	58.1	2	1	42	0/0	97.0
DID NOT PLAY GAMES 11-16 DUE TO INJURY											
Totals	7-3		314	182	2,319	58.0	13	7	56t	23/159	85.7

2012 CHICAGO BEARS

Date	W/L	Opp.	Att	Cmp	Yds	Pct.	TD	INT	Lg	Sk/Lst	Rtg
9/9*	W	IND	35	21	333	60.0	2	1	42t	2/19	98.9
9/13*	L	at GB	27	11	126	40.7	1	4	22	7/52	28.2
9/23*	W	STL	31	17	183	54.8	0	1	34	2/12	58.9
10/1*	W	at DAL	24	18	275	75.0	2	0	34t	2/8	140.1
10/7*	W	at JAX	39	23	292	59.0	2	1	39	1/5	88.8
10/22*	W	DET	31	16	150	51.6	1	0	23	5/25	76.0
10/28*	W	CAR	28	19	186	67.9	1	1	24	6/55	83.3
11/4*	W	at TEN	26	19	229	73.1	3	0	47	3/24	138.1
11/11*	L	HOU	14	7	40	50.0	0	2	14	0/0	16.7
11/19	L	at SF				INACTIVE					
11/25*	W	MIN	31	23	188	74.2	1	1	20	1/5	86.5
12/2*	L	SEA	26	17	233	65.4	2	0	56	0/0	119.6
12/9*	L	at MIN	44	22	260	50.0	1	2	39	2/4	57.0
12/16*	L	GB	21	12	135	57.1	1	1	18	4/28	72.5
12/23*	W	at ARZ	26	12	146	46.2	1	0	35	1/1	76.8
12/30*	W	at DET	31	18	257	58.1	1	0	60t	2/12	95.8
Totals	10-5		434	255	3,033	58.8	19	14	60t	38/250	81.3

2013 CHICAGO BEARS

Date	W/L	Opp.	Att	Cmp	Yds	Pct.	TD	INT	Lg	Sk/Lst	Rtg
9/8*	W	CIN	33	21	242	63.6	2	1	38	0/0	93.2
9/15*	W	MIN	38	27	292	71.1	3	2	34t	1/8	97.7
9/22*	W	at PIT	30	20	159	66.7	1	0	41	2/8	90.8
9/29*	L	at DET	47	27	317	57.4	2	3	44	3/31	65.6
10/6*	L	NO	33	24	358	72.7	2	0	58	3/18	128.1
10/10*	W	NYG	36	24	262	66.7	2	0	30	0/0	106.5
10/20*	L	at WAS	8	3	28	37.5	0	1	13	1/6	8.3
11/10*	L	DET	40	21	250	52.5	1	1	44	1/9	69.8
12/15*	W	at CLE	31	22	265	71.0	3	2	45t	2/4	102.2
12/22*	L	at PHI	35	20	222	57.1	1	1	30	5/46	73.8
12/29*	L	GB	24	15	226	62.5	2	1	67	1/2	103.8
DID NOT PLAY GAMES 8, 10-13 DUE TO INJURY											
Totals	5-6		355	224	2,621	63.1	19	12	67	19/132	89.2



CHICAGO BEARS PLAYERS

2014 CHICAGO BEARS

Date	W/L	Opp.	Att	Cmp	Yds	Pct.	TD	INT	Lg	Sk/Lst	Rtg
9/7*	L	BUF	49	34	349	69.4	2	2	44	2/8	86.2
9/14*	W	at SF	34	23	176	67.6	4	0	29	1/6	119.2
9/22*	W	at NYJ	38	23	225	60.5	2	0	42	4/28	94.7
9/28*	L	GB	34	22	256	64.7	2	2	27	1/4	82.5
10/5*	L	at CAR	36	28	289	77.8	2	2	56	4/27	95.5
10/12*	W	at ATL	38	26	381	68.4	1	0	74	2/6	109.6
10/19*	L	MIA	34	21	190	61.8	1	1	24	3/18	74.4
10/26*	L	at NE	30	20	227	66.7	3	1	34	3/18	108.6
11/9*	L	at GB	37	22	272	59.5	1	2	45t	3/18	68.8
11/16*	W	MIN	43	31	330	72.1	3	2	44t	0/0	98.0
11/23*	W	TB	27	17	130	63.0	1	0	26	3/18	87.0
11/27*	L	at DET	48	31	280	64.6	2	2	26	3/24	76.7
12/4*	L	DAL	46	32	341	69.6	2	1	42	0/0	96.4
12/15*	L	NO	31	17	194	54.8	2	3	35	7/41	55.8
12/21	L	DET	DID NOT PLAY								
12/28*	L	at MIN	36	23	172	63.9	0	0	22	2/7	75.2
Totals	5-10		561	370	3,812	66.0	28	18	74	38/223	88.6

2015 CHICAGO BEARS

Date	W/L	Opp.	Att	Cmp	Yds	Pct.	TD	INT	Lg	Sk/Lst	Rtg
9/13*	L	GB	36	18	225	50.0	1	1	50	2/12	67.5
9/20*	L	ARI	9	8	120	88.9	1	1	48t	0/0	116.2
9/27	L	at SEA	INACTIVE								
10/4*	W	OAK	43	28	281	65.1	2	1	38	3/8	89.4
10/11*	W	at KC	45	26	252	57.8	2	0	33	2/11	88.4
10/18*	L	at DET	41	26	353	63.4	1	1	46	1/0	88.8
11/1*	L	MIN	33	22	211	66.7	1	0	28	1/3	94.4
11/9*	W	at SD	40	27	345	67.5	2	1	47	1/8	100.5
11/15*	W	at STL	24	19	258	79.2	3	0	87t	2/14	151.0
11/22*	L	DEN	32	18	265	56.3	0	1	40	2/4	70.4
11/26*	W	at GB	31	19	200	61.3	1	0	22	1/11	90.8
12/6*	L	SF	31	18	202	58.1	0	1	31	1/8	64.2
12/13*	L	WAS	31	19	315	61.3	2	0	50	3/25	117.0
12/20*	L	at MIN	37	26	231	70.3	2	1	20	5/32	93.4
12/27*	W	at TB	27	20	156	74.1	1	0	25	1/3	100.2
1/3*	L	DET	23	17	245	73.9	2	3	45	4/11	97.5
Totals	6-9		483	311	3,659	64.4	21	11	87t	29/150	92.3

*Denotes Game Started

1,000-YARD RECEIVERS

In 2014, Alshon Jeffery recorded 1,133 receiving yards, the eight-highest receiving total in franchise history. Jeffery recorded back-to-back 1,000-plus yard receiving seasons going for 1,421 yards in 2013. The franchise now has 15 1,000-yard receiving seasons in team history.

CHICAGO BEARS 1,000-YARD RECEIVING SEASONS

Receiving			Receiving			Receiving		
Player	Season	Yards	Player	Season	Yards	Player	Season	Yards
1. Brandon Marshall	2012	1,508	6. Johnny Morris	1964	1,200	11. Mike Ditka	1961	1,076
2. Alshon Jeffery	2013	1,421	7. Marty Booker	2002	1,189	12. Marty Booker	2001	1,071
3. Marcus Robinson	1999	1,400	8. Alshon Jeffery	2014	1,133	13. Curtis Conway	1996	1,049
4. Jeff Graham	1995	1,301	9. Harlon Hill	1956	1,128	14. Curtis Conway	1995	1,037
5. Brandon Marshall	2013	1,295	10. Harlon Hill	1954	1,124	15. Dick Gordon	1970	1,026

Number of 1,000-yard receiving seasons: Marty Booker-2, (2001 & '02); Curtis Conway-2, (1995 & '96); Harlon Hill-2, (1954 & '56); Brandon Marshall-2, (2012 & '13); Mike Ditka-1, (1961); Dick Gordon-1, (1970); Jeff Graham-1, (1995); Alshon Jeffery-1, (2013); Johnny Morris-1, (1964); Marcus Robinson-1, (1999).



12

DAVID
FALES**Ht:** 6-1**Age:** 25**Bears Season:** 3**Acquired:** 6th round of the 2014 draft**Wt:** 212**College:** San Jose State**NFL Season:** 2**QUARTERBACK**

PRO CAREER: Starts third professional season, all with the Bears (2014-15)... Active but DNP in 8 contests during NFL career and inactive in 6 others... Spent the majority of the 2014 season on the Bears practice squad.

CAREER TRANSACTIONS: Selected in the sixth round (183rd overall) by Chicago in the 2014 NFL Draft... Signed 4-year contract with the Bears (5/12/14)... Waived by Chicago (9/13/14)... Signed to Bears practice squad (9/15/14)... Elevated to Chicago's 53-man roster (12/13/14)... Waived by the Bears (9/15/15)... Signed to Chicago's practice squad (9/17/15)... Signed to the Bears active roster (9/22/15)... Waived by Chicago (10/13/15)... Signed to the Bears practice squad (10/14/15)... Signed to Chicago's active roster (11/23/15). **SIGNED through 2016**

2015 SEASON: Inactive Games 1 and 4-5... Spent Week 2 on the practice squad before being elevated back to the active roster during Week 3... Active but did not play in Game 3 and 11-16... Went back to the practice squad from Oct.14-Nov.22 before being elevated back to active roster on Nov. 23. **GAMES PLAYED-STARTED: 0-0**

PREVIOUS SEASONS: 2014 - Spent 4 contests on Bears active roster but did not appear in a regular season contest, while competing on the Chicago's practice squad for 12 weeks... Inactive Games 1 and 14-15 and active but did not play in Game 16.

COLLEGE: In two seasons with the Spartans (2012-13), set 25 San Jose State football records, including career passing yards (8,382), passing touchdowns (66), completions (639) and completion percentage (68.1)... Owns the two top passing seasons in SJSU history (4,193 yards in 2012 and 4,189 in 2013), the single-season school record for touchdown passes (33 in both 2012 and 2013) and the top two marks for completions (327 in 2012 and 312 in 2013)... Owns Mountain West Conference record for passing yards in a game (547 versus Fresno State, November 29, 2013)... Only SJSU quarterback with two seasons passing for at least 4,000 yards... Spent two seasons at Monterey Peninsula College (2010-11) and one at the University of Nevada (2009)... While at MPC, was named first-team all-Coast Conference quarterback twice... Led team to a 2011 Coast Conference co-championship and a berth in the Sierra Central Credit Union Bowl... For his entire college career, started in all 45 games he played in, connecting on 996-of-1,510 throws for 12,727 yards, 101 touchdowns and 35 interceptions... Scored 8 times on the ground... Majored in Psychology.

PERSONAL: At Palma High in (Salinas, CA) was coached by Jeff Carnazzo... Completed 220-of-319 passes with 6 interceptions for 3,267 yards and 31 touchdowns in his final two seasons... A two-time all-league quarterback and the Tri-County League Most Valuable Offensive Player as a senior... Younger brother, Austen, is a quarterback for San Jose State.



95 EGO FERGUSON

Ht: 6-2 **Wt:** 300
Age: 24 **College:** LSU
Bears Season: 3 **NFL Season:** 3
Acquired: 2nd round of the 2014 draft (51st overall)

DEFENSIVE LINE

PRO CAREER: Appeared in 20 games (1 start) with 36 tackles, 2 sacks and 3 pass breakups in two seasons with the Chicago Bears (2014-15)... Recorded first career sack in Week 3 of 2014 season at the New York Jets, dropping Geno Smith for a 13-yard loss; added another sack a week later vs. Green Bay.

CAREER TRANSACTIONS: Selected in the second round (51st overall) by Chicago in the 2014 NFL Draft... Signed 4-year contract with the Bears (5/13/14). **SIGNED through 2017**

2015 SEASON: Appeared in 4 contests (Games 1 & 3-5) starting 1 (Game 4), recorded 9 tackles... Inactive Game 2 due to a knee injury... Made first career start in Game 4 vs. Oakland... Placed on IR on Oct. 17 due to a knee injury causing him to miss Games 6-16. **GAMES PLAYED-STARTED: 4-1**

PREVIOUS SEASONS: 2014 - Recorded 27 tackles during rookie season with the Bears with 2 sacks, 3 PBUs and 2 QB pres-sures... 2 sacks were tied-for-14th among all NFL rookies and fourth among rookie DTs... Made NFL debut on September 7 vs. Buffalo... Picked up first career sack on September 22 at the New York Jets.

COLLEGE: Played in 38 games with 12 starts in three seasons at LSU (2011-13)... Finished career with 85 tackles, 5.0 tackles for loss and 1 sack... Earned honorable mention all-SEC honors as a junior in 2013... Left LSU for NFL Draft following his junior season in 2013.

PERSONAL: One of the top defensive end prospects in high school football in 2009... A member of the Rivals 100 and rated as the No. 31 overall prospect in the nation... Also ranked No. 6 defensive end in the country by Rivals.com and No. 7 defensive end prospect by Scout.com... A member of the ESPNU 150... Named a SuperPrep All-American and a member of the SuperPrep Elite 50... A U.S. Army All-American Bowl participant (East roster)... Named first-team all-state in Virginia... Coached by Dave Tavenner.

EGO FERGUSON'S CAREER STATISTICS

REGULAR SEASON

		Tackles							Interceptions					Fumbles			Misc.	
Year	Team	GP	GS	Tot	S	A	Sk	Yds	No	Yds	Lg	TD	PD	FF	FR	Yds	TFL	STT
2014	Chicago	16	0	27	15	12	2.0	13.0	0	0	-	0	3	0	0	0	0.0	0
2015	Chicago	4	1	9	4	5	0.0	0.0	0	0	-	0	0	0	0	0	0.0	0
NFL totals		20	1	36	19	17	2.0	13.0	0	0	0	0	3	0	0	0	0.0	0

SEASON / CAREER / PLAYOFF HIGHS

	2015	Career	Playoff
Tackles.....	3, twice.....	5, vs. GB (9/28/14)	None
Solos.....	2, vs. OAK (10/4)	4, vs. GB (9/28/14)	None
Sacks.....	None.....	1, twice	None

EGO FERGUSON'S GAME-BY-GAME DEFENSIVE STATS 1-0 Regular Season Starting Record

2014 CHICAGO BEARS

Date	W/L	Opp.	Tkls-S	Sk-YL	INT-Yds	PD	FF	FR	TFL
9/7	L	BUF	1-0	0-0	0-0	0	0	0	0
9/14	W	at SF	0-0	0-0	0-0	0	0	0	0
9/22	W	at NYJ	3-2	1-13	0-0	0	0	0	0
9/28	L	GB	5-4	1-0	0-0	0	0	0	0
10/5	L	at CAR	2-1	0-0	0-0	2	0	0	0
10/12	W	at ATL	1-0	0-0	0-0	1	0	0	0
10/19	L	MIA	1-1	0-0	0-0	0	0	0	0
10/26	L	at NE	1-1	0-0	0-0	0	0	0	0
11/9	L	at GB	4-3	0-0	0-0	0	0	0	0
11/16	W	MIN	0-0	0-0	0-0	0	0	0	0
11/23	W	TB	0-0	0-0	0-0	0	0	0	0
11/27	L	at DET	3-1	0-0	0-0	0	0	0	0
12/4	L	DAL	0-0	0-0	0-0	0	0	0	0
12/15	L	NO	2-1	0-0	0-0	0	0	0	0
12/21	L	DET	2-0	0-0	0-0	0	0	0	0
12/28	L	at MIN	2-1	0-0	0-0	0	0	0	0
Totals	0-0		27-15	2-13	0-0	3	0	0	0

2015 CHICAGO BEARS

Date	W/L	Opp.	Tkls-S	Sk-YL	INT-Yds	PD	FF	FR	TFL
9/13	L	GB	2-1	0-0	0-0	0	0	0	0
9/20	L	ARI		INACTIVE					
9/27	L	at SEA	3-0	0-0	0-0	0	0	0	0
10/4*	W	OAK	3-2	0-0	0-0	0	0	0	0
10/11	W	at KC	1-1	0-0	0-0	0	0	0	0
10/18	L	at DET		INJURED RESERVE					
11/1	L	MIN		INJURED RESERVE					
11/9	W	at SD		INJURED RESERVE					
11/15	W	at STL		INJURED RESERVE					
11/22	L	DEN		INJURED RESERVE					
11/26	W	at GB		INJURED RESERVE					
12/6	L	SF		INJURED RESERVE					
12/13	L	WAS		INJURED RESERVE					
12/20	L	at MIN		INJURED RESERVE					
12/27	W	at TB		INJURED RESERVE					
1/3	L	DET		INJURED RESERVE					
Totals	1-0		9-4	0-0	0-0	0	0	0	0

CUTLER'S COMEBACKS

QB Jay Cutler conducted the 18th game-winning drive of his Bears career in Week 15 of the 2015 season at Tampa Bay. Overall, the fourth quarter or overtime game-winning drive was the 25th of his NFL career. Cutler engineered four game-winning fourth=quarter drives during the 2015 season, throwing for the go-ahead score on three occassions while orchestrating a 12-play, 48-yard drive leading to a field goal for a win in the other.

JAY CUTLER'S GAME WINNING 4TH QTR./O.T. DRIVES (NFL Career)

Date	Opp	Score at		Time		Drive		Final Score
		Drive start	Left	Plays	Yds	Result		
*12/27/15	at TB	14-13	2:35 (3rd)	5	23	TD pass		26-21
*11/9/15	at SD	14-19	7:53	10	80	TD pass		22-19
*10/11/15	at KC	12-17	2:04	8	67	TD pass		18-17
*10/4/15	vs. OAK	19-20	2:05	12	48	FG		22-20
* 9/14/14	at SF	14-20	13:17	1	3	TD pass		28-20
*12/15/13	at CLE	24-24	9:09	6	36	TD pass		38-31
*9/15/13	vs. MIN	24-30	3:15	10	66	TD pass		31-30
*9/8/13	vs. CIN	17-21	12:39	8	81	TD pass		24-21
*10/28/12	vs. CAR	20-22	2:27	9	55	FG		23-22
*11/7/11	at PHI	20-24	14:39	5	51	TD pass		30-24
*12/5/10	at DET	17-20	11:55	6	60	TD pass		24-20
*11/7/10	at BUF	14-19	9:03	6	23	TD pass		22-19
*9/27/10	vs. GB	17-17	2:18	7	45	FG		20-17
*9/12/10	vs. DET	13-14	3:21	6	56	TD pass		19-14
*1/3/10	at DET	20-20	9:37	6	87	TD pass		37-23
*12/28/09	vs. MIN	30-30 (ot)	9:21	1	39	TD pass		36-30 (ot)
*9/27/09	at SEA	17-19	5:12	6	71	TD pass		25-19
*9/20/09	vs. PIT	14-14	3:18	8	41	FG		17-14
12/7/08	vs. KC	17-17	1:17 (3rd)	12	95	TD pass		24-17
11/16/08	at ATL	17-20	10:41	10	83	TD pass		24-20
11/6/08	at CLE	27-30	4:57	13	80	TD pass		34-30
9/14/08	vs. SD	31-38	4:22	12	80	TD pass		39-38
10/21/07	vs. PIT	28-28	1:10	7	49	FG		31-28
9/16/07	vs. OAK	20-20 (ot)	11:09	9	52	FG		23-20 (ot)
9/9/07	at BUF	12-14	2:13	12	42	FG		15-14

* As a member of the Bears

GAME-WINNING DRIVES BREAKDOWN	
With Bears.....	18
With Broncos.....	7
When trailing.....	17
TD pass.....	18
80+ yards.....	7
10 or more plays.....	8
5 minutes or less.....	11

FERGUSON



50

JERRELL
FREEMAN

Ht: 6-0

Age: 30

Bears Season: 1

Acquired: Unrestricted free agent in 2016 (IND)

Wt: 236

College: Mary Hardin-Baylor

NFL Season: 5

LINEBACKER

PRO CAREER: Enters his 5th professional season (1st with the Bears), starting all 57 career games he's appeared in with the Indianapolis Colts (2012-15)... Owns 478 career tackles, 12 sacks, 21 TFLs, 4 interceptions (2 returned for touchdowns), 17 pass breakups, 8 forced fumbles and 3 fumble recoveries... 478 tackles since 2012 ranks tied for 6th in the NFL... Notched 100 tackles in 3-of-4 professional seasons (2012-13 & '15)... Became the first undrafted NFL player to return an interception for a touchdown in his NFL debut since 1987... 6 forced fumbles in 2013 ranked tied for 3rd in the NFL and set a Colts franchise record... 145 tackles in 2012 ranked 4th in the NFL and 2nd among rookies... Started 5-of-6 career postseason games, recording 54 tackles, 1.5 sacks and 1 pass breakup, TFL, forced fumble and fumble recovery... Started his professional career in the CFL, totaling 144 tackles, 13 sacks, 3 interceptions, 4 fumble recoveries and 1 defensive touchdown over three seasons with the Saskatchewan Roughriders (2009-11)... Three-time CFL Defensive Player of the Week and 2011 CFL All-Star... Participated in two CFL Grey Cup games with the Roughriders.

HONORS AND AWARDS: 2013 - AFC Defensive Player of the Week at KC (12/22); USA Today All-Joe Team.

CAREER TRANSACTIONS: Signed with the Indianapolis Colts as an undrafted free agent (1/19/12)... Re-signed with the Colts (4/27/15)... Signed 3-year contract with the Chicago Bears (3/12/16). **SIGNED through 2018**

2015 SEASON: Put together his third 100+ tackle season since 2012, collecting 112 tackles over 13 games (13 starts) in his final season as a Colt... Also recorded 3 sacks, 1 interception (returned for a touchdown), 2 pass breakups, 4 TFLs and 1 fumble recovery... 112 tackles ranked 2nd on the team while his 3 sacks ranked tied for 3rd. **GAMES PLAYED-STARTED: 13-13**

PREVIOUS SEASONS: 2014 - Collected 95 tackles, 1.5 sacks, 6 pass breakups, 4 TFLs and 1 forced fumble while starting 12-of-12 games for Indianapolis... 95 tackles ranked 2nd on the team... Also started all 3 of the Colts postseason contests, recording a team-high 32 tackles, 1.5 sacks and 1 forced fumble and fumble recovery. **2013** - In his second professional season with the Colts, tallied a team-high 126 tackles while starting all 16 games... Notched career-highs in sacks (5.5), interceptions (2), forced fumbles (6) and fumble recoveries (2)... Also recorded 6 pass breakups and TFLs... Started 1-of-2 postseason contests, posting 18 tackles, 1 pass breakup and 1 TFL. **2012** - Started 16-of-16 contests, notching a team and career-high 145 tackles as an undrafted rookie with the Colts... Also collected a career-high 7 TFLs, 2 sacks, 1 interception, 3 pass breakups and 1 forced fumble... Started the Colts lone playoff game, producing 4 tackles. **2011 (CFL)** - In his final season with Saskatchewan, totaled 105 tackles, 6 sacks, 1 interception and 1 fumble recovery in 17 games... Added 3 STTs. **2010 (CFL)** - In 17 games, recorded 24 tackles, 7 sacks, 3 interceptions and 1 fumble recovery in his second season with the Roughriders... Added 13 STTs **2009 (CFL)** - In his first season in Saskatchewan, appeared in all 17 games, collecting 15 tackles, 2 fumble recoveries and 25 STTs.

COLLEGE: Appeared in 51 contests for Mary Hardin-Baylor (2004-07), totaling 311 tackles, 34.5 TFLs, 15 sacks, 6 interceptions and 4 defensive touchdowns... Finished his career as the school's all-time leader in tackles (311) and became the first player in school history to record over 300 career tackles... Also posted the second-highest single-season tackle total in school history... Named D3football.com Defensive Player of the Year as a senior... Was a three-time First Team All-America Southwest Conference selection and two-time American Football Coaches Association and D3football.com All-American... Voted South Region Defensive Player of the Year in 2006 and 2007 and was also a two-time All-Region selection... Played for the Cru's 2004 National Runner-Up team and the 2007 National Semifinalist team... Finished his senior season with 112 tackles, 18.5 TFLs, 6 sacks, 3 forced fumbles, 7 pass breakups and 1 blocked punt that he returned for a touchdown.

PERSONAL: Attended University High School in Waco, Texas.

JERRELL FREEMAN'S CAREER STATISTICS

REGULAR SEASON

Year	Team	GP	GS	Tackles					Yds	Interceptions					Fumbles			Misc.	
				Tot	S	A	Sk			No	Yds	Lg	TD	PD	FF	FR	Yds	TFL	STT
2012	Indianapolis	16	16	145	90	55	2.0	17.0	1	4	4t	1	3	1	0	0	7.0	0	
2013	Indianapolis	16	16	126	83	43	5.5	22.5	2	13	13	0	6	6	2	24	6.0	0	
2014	Indianapolis	12	12	95	58	37	1.5	8.5	0	0	-	0	6	1	0	0	4.0	0	
2015	Indianapolis	13	13	112	66	46	3.0	33.0	1	23	23t	1	2	0	1	0	4.0	0	
NFL totals		57	57	478	297	181	12.0	81.0	4	40	23t	2	17	8	3	24	21.0	0	

POSTSEASON

Year	Team	GP	GS	Tackles					Yds	Interceptions					Fumbles			Misc.	
				Tot	S	A	Sk			No	Yds	Lg	TD	PD	FF	FR	Yds	TFL	STT
2012	Indianapolis	1	1	4	3	1	0.0	0.0	0	0	-	0	0	0	0	0	0	0	
2013	Indianapolis	2	1	18	10	8	0.0	0.0	0	0	-	0	1	0	0	0	1	0	
2014	Indianapolis	3	3	32	16	16	1.5	5.5	0	0	-	0	0	1	1	0	0	0	
NFL totals		6	5	54	29	25	1.5	5.5	0	0	-	0	1	1	1	0	1	0	

SEASON / CAREER / PLAYOFF HIGHS

	2015	Career	Playoff
Tackles.....	12, three times.....	16, vs. BUF (11/25/12).....	15, vs. CIN (1/4/15)
Solos.....	7, twice.....	11, at TEN (10/28/12).....	7, vs. CIN (1/4/15)
Tackles For Loss.....	2, vs. TEN (1/3).....	3, vs. BUF (11/25/12).....	1, vs. KC (1/4/14)
Sacks.....	2, vs. TEN (1/3).....	2, twice.....	1.5 vs. CIN (1/4/15)

JERRELL FREEMAN'S GAME-BY-GAME DEFENSIVE STATS 37-20 Regular Season Starting Record

2012 INDIANAPOLIS COLTS

Date	W/L	Opp.	Tkls-S	Sk-YL	INT-Yds	PD	FF	FR	TFL
9/9*	L	at CHI	5-5	0	1-4	1	0	0	1
9/16*	W	MIN	13-6	1	0-0	0	1	0	1
9/23*	L	JAX	9-7	0	0-0	0	0	0	0
10/7*	W	GB	8-4	0	0-0	0	0	0	0
10/14*	L	at NYJ	14-7	0	0-0	0	0	0	1
10/21*	W	CLE	6-3	0	0-0	1	0	0	0
10/28*	W	at TEN	14-11	0	0-0	0	0	0	0
11/4*	W	MIA	2-1	0	0-0	0	0	0	1
11/8*	W	at JAX	2-2	0	0-0	0	0	0	0
11/18*	L	at NE	12-5	0	0-0	0	0	0	0
11/25*	W	BUF	16-9	1	0-0	0	0	0	3
12/2*	W	at DET	6-4	0	0-0	1	0	0	0
12/9*	W	TEN	8-3	0	0-0	0	0	0	0
12/16*	L	at HOU	10-8	0	0-0	0	0	0	0
12/23*	W	at KC	10-8	0	0-0	0	0	0	0
12/30*	W	HOU	10-7	0	0-0	0	0	0	0
Totals 11-5			145-90	2	1-4	3	1	0	7

2013 INDIANAPOLIS COLTS

Date	W/L	Opp.	Tkls-S	Sk-YL	INT-Yds	PD	FF	FR	TFL
9/8*	W	OAK	10-5	0-0	0-0	0	0	0	0
9/15*	L	MIA	8-6	2-7	0-0	0	1	0	2
9/22*	W	at SF	8-7	1-3	0-0	0	1	0	1
9/29*	W	at JAX	4-4	0-0	0-0	0	0	0	0
10/6*	W	SEA	13-7	0-0	0-0	0	0	0	1
10/14*	L	at SD	8-6	0-0	0-0	0	0	0	0
10/20*	W	DEN	9-5	0.5-3.5	0-0	1	0	0	0
11/3*	W	at HOU	5-4	0-0	0-0	0	0	0	0
11/10*	L	STL	10-6	0-0	0-0	0	0	0	0
11/14*	W	at TEN	5-5	0-0	0-0	0	0	0	0
11/24*	L	at ARI	8-6	0-0	0-0	0	0	0	1
12/1*	W	TEN	9-5	0-0	1-13	1	0	1	0
12/8*	L	at CIN	9-4	0-0	0-0	0	0	0	0
12/15*	W	HOU	7-4	0-0	0-0	0	2	0	0
12/22*	W	at KC	5-4	1-3	1-0	2	1	1	0
12/29*	W	JAX	8-5	1-6	0-0	2	1	0	1
Totals 11-5			126-83	5.5-22.5	2-13	6	6	2	6

2014 INDIANAPOLIS COLTS

Date	W/L	Opp.	Tkls-S	Sk-YL	INT-Yds	PD	FF	FR	TFL
9/7*	L	at DEN	7-4	0-0	0-0	0	1	0	0
9/15	L	PHI		INACTIVE					
9/21	W	at JAX		INACTIVE					
9/28	W	TEN		INACTIVE					
10/5*	W	BAL	7-5	0-0	0-0	0	0	0	1
10/9*	W	at HOU	7-4	0-0	0-0	1	0	0	0
10/19*	W	CIN	7-4	0-0	0-0	1	0	0	1
10/26*	L	at PIT	9-5	0-0	0-0	1	0	0	0
11/3*	W	at NYG	7-3	0-0	0-0	0	0	0	1
11/16*	L	NE	9-4	0-0	0-0	0	0	0	0
11/23*	W	JAX	9-5	0.5-3.5	0-0	0	0	0	0
11/30*	W	WAS	10-6	1-5	0-0	1	0	0	1
12/7*	W	at CLE	9-7	0-0	0-0	1	0	0	0
12/14*	W	HOU	9-6	0-0	0-0	1	0	0	0
12/21*	L	at DAL	5-5	0-0	0-0	0	0	0	0
12/28	W	at TEN		INACTIVE					
Totals 8-4			95-58	1.5-8.5	0-0	6	1	0	4

2015 INDIANAPOLIS COLTS

Date	W/L	Opp.	Tkls-S	Sk-YL	INT-Yds	PD	FF	FR	TFL
9/13*	L	at BUF	6-4	0-0	0-0	0	0	0	0
9/21*	L	NYJ	10-3	0-0	0-0	0	0	0	0
9/27*	W	at TEN	10-7	1-8	0-0	0	0	0	1
10/4*	W	JAX	1-1	0-0	0-0	0	0	0	0
10/8	W	at HOU		INACTIVE					
10/18*	L	NE	9-6	0-0	0-0	0	0	0	0
10/25*	L	NO	12-5	0-0	0-0	0	0	0	0
11/2*	L	at CAR	12-5	0-0	0-0	0	0	0	0
11/8*	W	DEN	5-4	0-0	0-0	0	0	0	0
11/22*	W	at ATL	9-7	0-0	0-0	1	0	1	0
11/29*	W	TB	8-6	0-0	0-0	0	0	0	0
12/6	L	at PIT		INACTIVE					
12/13	L	at JAX		INACTIVE					
12/20*	L	HOU	12-5	0-0	0-0	0	0	0	0
12/27*	W	at MIA	10-7	0-0	0-0	0	0	0	1
1/3*	W	TEN	8-6	2-25	1-23	1	0	0	2
Totals 7-6			112-66	3-33	1-23	2	0	1	4

FREEMAN



23 KYLE FULLER

Ht: 5-11

Age: 24

Bears Season: 3

Acquired: 1st round of the 2014 draft

Wt: 190

College: Virginia Tech

NFL Season: 3

DEFENSIVE BACK

PRO CAREER: Started 30-of-32 games for the Bears (2014-15), producing 129 tackles, 3 TFLs, 6 interceptions, 24 pass break-ups and 3 forced fumbles... Led the Bears in interceptions in 2015 (2) after tying for the team lead in 2014 (4)... In his first two NFL seasons, has 6 interceptions 3 forced fumbles, one-of-four players in the NFL to do so since start of the 2014 season along with Mike Adams (Colts), Josh Norman (Carolina) and Earl Thomas (Seattle)... In 2014 ranked 1st in interceptions and tied for 1st in forced fumbles among rookies... Was 6th Bears player all-time to lead NFL rookies in interceptions and first since Charles Tillman tied for 1st in 2003... One-of-two players in the NFL in 2014 with 4 interceptions and 3 forced fumbles, along with Detroit's James Ihedigbo... Became first Bears rookie since Chris Harris in 2005 to record 2 interceptions in a game, with both coming in the 4th quarter at San Francisco, leading to two Chicago touchdowns, including the game winning score. Named to PFWA All-Rookie team following the 2014 season.

HONORS & AWARDS: 2014 - NFL All-Rookie Team (PFWA, Gil Brandt), NFL Defensive Rookie of the Month (Septemeber), NFC Defensive Player of the Week (Week 2 at SF), NFL Rookie of the Week (Week 3 at NYJ), Brian Piccolo Award.

CAREER TRANSACTIONS: Selected in the first round (14th overall) by Chicago in the 2014 NFL Draft... Signed 4-year contract with the Bears with a fifth-year option (5/14/14). **SIGNED through 2018**

2015 SEASON: Started all 16 games at CB, manufacturing 56 tackles, 2 interceptions (led team) and 15 pass breakups (2nd on team)... Added 1 STT. **GAMES PLAYED-STARTED: 16-16**

PREVIOUS SEASONS: 2014 - Led all NFL rookies with 4 interceptions (sixth player in franchise history to accomplish the feat) and tied for league lead among rookies with 3 forced fumbles... Appeared in all 16 contests for Chicago making 14 starts (Games 3-16), recording 73 tackles, 9 PBUs and 3 TFLs... Also gathered 2 tackles on special teams... One-of-two NFL players, along with Detroit's James Ihedigbo, to record at least 4 interceptions and 3 forced fumbles.

COLLEGE: Finished his career at Virginia Tech (2010-13) starting 41-of-50 games, accumulating 6 INTs, 34 PBUs, 173 tackles – including 23.5 TFLs and 4.5 sacks – 4 FFs and 1 FR... Added 1 blocked kick and 3 PRs for 41 yards (13.7 avg) and 1 TD on special teams... Named permanent captain as a junior and senior earning second-team All-America honors by Walter Camp Foundation as a senior, first-team all-ACC selection by the coaches and a third-team all-ACC selection by ACSMA... An honorable mention All-ACC and Coaches' all-ACC selection as a junior... Named second-team all-ACC selection at corner as a sophomore... Majored in finance

PERSONAL: Played for Coach Chip Armstrong at Mount St. Joseph High (Baltimore, MD)... Played in the Maryland Crab Bowl, an all-star game, despite missing most of his senior season with a finger injury... Recorded 1 INT his senior year and 4 INTs as a junior, returning 2 of those for TDs... Also had a punt return TD and kick return score... Brother of former NFL safety Vincent Fuller (2005-11) and current Detroit Lions WR Corey Fuller... His youngest brother, Kendall, plays corner for Virginia Tech... Participated in the NFL's 2nd Annual Personal Finance Camp during the 2016 offseason.

KYLE FULLER'S CAREER STATISTICS

REGULAR SEASON

Year	Team	GP	GS	Tackles					Interceptions					Fumbles			Misc.	
				Tot	S	A	Sk	Yds	No	Yds	Lg	TD	PD	FF	FR	Yds	TFL	STT
2014	Chicago	16	14	73	54	19	0.0	0.0	4	81	31	0	9	3	0	0	3.0	2
2015	Chicago	16	16	56	45	11	0.0	0.0	2	24	15	0	15	0	0	0	0.0	1
NFL totals		32	30	129	99	30	0.0	0.0	6	105	31	0	24	3	0	0	3.0	3

SEASON / CAREER / PLAYOFF HIGHS

	2015	Career	Playoff
Tackles	7, twice	8, at DET (11/27/14)	None
Solos	7, at DET (10/18)	7, three times	None
Tackles For Loss	None	1, three times	None
Interceptions	1, twice	2, at SF (9/14/14)	None

KYLE FULLER'S GAME-BY-GAME DEFENSIVE STATS 10-20 Regular Season Starting Record

2014 CHICAGO BEARS

Date	W/L	Opp.	Tkls-S	Sk-YL	INT-Yds	PD	FF	FR	TFL
9/7	L	BUF	5-4	0-0	0-0	0	0	0	1
9/14	W	at SF	7-6	0-0	2-38	0	0	0	0
9/22*	W	at NYJ	6-4	0-0	1-12	1	2	0	0
9/28*	L	GB	2-2	0-0	0-0	0	0	0	0
10/5*	L	at CAR	2-2	0-0	0-0	3	0	0	0
10/12*	W	at ATL	4-4	0-0	0-0	1	1	0	0
10/19*	L	MIA	7-4	0-0	0-0	0	0	0	1
10/26*	L	at NE	5-3	0-0	0-0	0	0	0	0
11/9*	L	at GB	5-2	0-0	0-0	1	0	0	0
11/16*	W	MIN	3-1	0-0	0-0	0	0	0	0
11/23*	W	TB	7-5	0-0	0-0	1	0	0	0
11/27*	L	at DET	8-7	0-0	0-0	0	0	0	0
12/4*	L	DAL	4-4	0-0	0-0	0	0	0	0
12/15*	L	NO	3-3	0-0	0-0	0	0	0	0
12/21*	L	DET	4-3	0-0	0-0	2	0	0	1
12/28*	L	at MIN	1-0	0-0	1-31	0	0	0	0
Totals 4-10			73-54	0-0	4-81	9	3	0	3

2015 CHICAGO BEARS

Date	W/L	Opp.	Tkls-S	Sk-YL	INT-Yds	PD	FF	FR	TFL
9/13*	L	GB	2-1	0-0	0-0	0	0	0	0
9/20*	L	ARI	1-1	0-0	0-0	1	0	0	0
9/27*	L	at SEA	3-2	0-0	0-0	1	0	0	0
10/4*	W	OAK	4-3	0-0	0-0	1	0	0	0
10/11*	W	at KC	2-2	0-0	0-0	0	0	0	0
10/18*	L	at DET	7-7	0-0	0-0	1	0	0	0
11/1*	L	MIN	2-2	0-0	1-15	3	0	0	0
11/9*	W	at SD	5-5	0-0	0-0	0	0	0	0
11/15*	W	at STL	3-3	0-0	0-0	2	0	0	0
11/22*	L	DEN	7-4	0-0	0-0	1	0	0	0
11/26*	W	at GB	0-0	0-0	0-0	0	0	0	0
12/6*	L	SF	4-4	0-0	0-0	1	0	0	0
12/13*	L	WAS	2-1	0-0	1-9	1	0	0	0
12/20*	L	at MIN	3-2	0-0	0-0	0	0	0	0
12/27*	W	at TB	6-4	0-0	0-0	2	0	0	0
1/3*	L	DET	5-4	0-0	0-0	1	0	0	0
Totals 6-10			56-45	0-0	2-24	15	0	0	0

FULLER

KICKOFF WEEKEND WINS

The Bears own 54 opening-day victories overall, most in the NFL. The Dallas Cowboys are 37-18-1 on opening day and their .670 opening-day win percentage is tops in league history.

San Francisco and the New York Jets currently have the longest opening day win streak with five, while Cleveland sits on the other end of the spectrum with 11 consecutive season-opening losses.

OPENING GAME RECORDS OF NFL TEAMS

					Longest Streaks								Longest Streaks		
AFC	W	L	T	Pct.	W	L	Current	NFC	W	L	T	Pct.	W	L	Current
DEN	36	19	1	.652	4	4	W-4	DAL	37	18	1	0.670	17	5	W-1
SD	32	24	0	.571	6	6	W-1	CHI	54	37	5	0.589	9	6	L-2
HOU	8	6	0	.571	5	3	L-1	GB	53	39	3	0.574	5	6	W-1
NE	31	25	0	.554	10	3	W-1	NYG	49	37	5	0.566	4	5	L-5
MIA	27	22	1	.550	11	5	W-3	MIN	30	24	1	0.555	5	3	L-1
TEN	30	26	0	.536	4	3	W-3	SF	36	29	1	0.553	5	3	W-5
PIT	41	36	4	.531	8	3	W-1	DET	46	38	2	0.547	10	4	L-1
JAX	11	10	0	.524	6	4	L-4	ATL	27	23	0	0.540	5	3	W-2
KC	29	27	0	.518	7	4	W-1	STL	40	38	0	0.513	5	6	W-1
IND	35	36	1	.493	8	8	L-2	WAS	40	40	4	0.500	6	5	L-3
NYJ	27	29	0	.482	5	5	W-5	PHI	35	46	1	0.433	5	9	L-1
CIN	22	26	0	.458	4	4	W-2	ARI	40	53	2	0.432	6	7	W-2
BAL	9	11	0	.450	5	4	L-3	CAR	8	13	0	0.381	3	5	W-2
OAK	25	31	0	.446	5	8	L-4	SEA	15	25	0	0.375	3	8	L-1
CLE	27	36	0	.429	5	11	L-11	TB	15	25	0	0.375	3	5	L-3
BUF	23	33	0	.411	6	5	W-2	NO	17	32	0	0.347	3	6	L-2



91 EDDIE GOLDMAN

Ht: 6-4 Wt: 320
Age: 22 College: Florida State
Bears Season: 2 NFL Season: 2
Acquired: 2nd round of the 2015 draft (39th overall)

DEFENSIVE LINE

PRO CAREER: Starts second professional season, appearing in 15 contests with 12 starts for the Chicago Bears (2015)... Named to Mel Kiper and the PFWA's All-Rookie teams after tallying 39 tackles, 4.5 sacks and 6 TFLs... Ranked 4th amongst NFL rookies in sacks with 4.5.

HONORS AND AWARDS: 2015 - All-Rookie (PFWA & Mel Kiper).

CAREER TRANSACTIONS: Selected by the Chicago Bears in the 2nd round (39th overall) of the 2015 NFL Draft... Signed with the Bears (5/26/15). **SIGNED through 2018**

2015 SEASON: Notched 39 tackles, 4.5 sacks and 6 TFLs en route to being named to Mel Kiper's and the PFWA's All-Rookie Teams... Started 12-of-15 games for the Bears... His 4.5 sacks ranked 4th amongst NFL rookies... 6 TFLs ranked 4th on the Bears... Was placed on IR on 12/30 with an ankle injury. **GAMES PLAYED-STARTED: 15-12**

COLLEGE: Two-year starter, captured all-ACC and All-America honors as a junior in 2014 and finished his career with 62 tackles, 12 TFLs, 6 sacks, 1 pass breakup, 1 forced fumble and 1 fumble recovery over 37 games (27 starts)... Starter on FSU's 2013 BCS National Championship team.

PERSONAL: Consensus five-star defensive tackle Under Armour All-American... USA Today 2011 All-USA Second Team All-American... ESPNHS Second Team All-American... 2012 Parade All-American and SI.com's 2011 High School First Team All-American... Racked up 38 tackles, 23 tackles for loss, 15 sacks and 5 forced fumbles while helping Friendship Collegiate (Washington D.C.) to a 9-1 record as a sen-ior... Tallied 40 tackles, 6 sacks, 1 interception and 1 fumble recovery as a junior.

EDDIE GOLDMAN'S CAREER STATISTICS

REGULAR SEASON

Year	Team	GP	GS	Tackles					Interceptions					Fumbles			Misc.	
				Tot	S	A	Sk	Yds	No	Yds	Lg	TD	PD	FF	FR	Yds	TFL	STT
2015	Chicago	15	12	39	23	16	4.5	40.5	0	0	-	0	0	0	0	0	6.0	0

SEASON / CAREER / PLAYOFF HIGHS

	2015	Career	Playoff
Tackles.....	5, twice.....	Same.....	None
Solos.....	3, four times.....	Same.....	None
Tackles For Loss	2, vs. SF (12/6).....	Same.....	None
Sacks.....	2, vs. SF (12/6).....	Same.....	None

EDDIE GOLDMAN'S GAME-BY-GAME DEFENSIVE STATS 5-7 Regular Season Starting Record

2015 CHICAGO BEARS

Date	W/L	Opp.	Tkls-S	Sk-YL	INT-Yds	PD	FF	FR	TFL	Date	W/L	Opp.	Tkls-S	Sk-YL	INT-Yds	PD	FF	FR	TFL
9/13	L	GB	3-3	0-0	0-0	0	0	0	1	11/15*	W	at STL	2-0	0-0	0-0	0	0	0	0
9/20*	L	ARI	3-1	0-0	0-0	0	0	0	0	11/22*	L	DEN	3-2	1-8	0-0	0	0	0	1
9/27*	L	at SEA	1-0	0-0	0-0	0	0	0	0	11/26*	W	at GB	4-2	0-0	0-0	0	0	0	0
10/4*	W	OAK	5-3	1-15	0-0	0	0	0	1	12/6*	L	SF	3-3	2-14	0-0	0	0	0	2
10/11	W	at KC	2-2	0-0	0-0	0	0	0	0	12/13*	L	WAS	2-1	0-0	0-0	0	0	0	0
10/18	L	at DET	5-3	0.5-3.5	0-0	0	0	0	1	12/20*	L	at MIN	3-1	0-0	0-0	0	0	0	0
11/1*	L	MIN	2-2	0-0	0-0	0	0	0	0	12/27*	W	at TB	1-0	0-0	0-0	0	0	0	0
11/9*	W	at SD	0-0	0-0	0-0	0	0	0	0	1/3		DET							
										INJURED RESERVE									
										Totals 5-7									
													39-23	45-405	0-0	0	0	0	6



9 ROBBIE GOULD

Ht: 6-0

Age: 34

Bears Season: 12

Acquired: Waived free agent in 2005 (BAL)

Wt: 190

College: Penn State

NFL Season: 12

KICKER

PRO CAREER: Begins his 12th professional season as the most accurate kicker in team history and 9th most accurate in NFL history, making 276-of-323 (85.4%) field goals in his career... Franchise record holder for career points (1,207), field goals made (276) and career field goals made of 50 yards or more (23)... 3rd best field goal percentage from 50 yards or longer in NFL History (minimum 10 attempts) at 74.2 percent (23-of-31)... Occupies the top seven highest single-season field goal percentages in team history, including franchise best mark of 89.7 percent (26-of-29) achieved in both the 2008 and 2013 seasons... Connected on franchise record long 58-yard field goal in 2013... Holds the franchise record for FGs made in a season (33 in 2015) and is second on that list with 32 FGs made in 2006... Owns five of the top seven single-season point totals in Bears history (2nd, 143 points in 2006; 4th, 127 in 2015; 5th, 126 points in 2007; 6th, 123 points in 2013 and 7th, 121 points in 2011)... Was the first placekicker in Bears history to be selected to the Pro Bowl after leading all kickers with 143 points during the 2006 season, one point shy of the franchise record (Kevin Butler, 144, 1985)... Became first Bears kicker to lead the NFC in scoring since 1986 (Butler, 120)... First player in franchise history to record 100 or more points in six straight seasons (2006-11)... Holds franchise records with 10 seasons of 20+ FGs (2005-13 and '15) and seven seasons of 25+ FGs (2006-08, '10-11, '13 and '15)... First Bears kicker to make 30 or more field goals in back-to-back seasons (2006-07)... Connected on franchise record 26-straight field goals from 12/25/05 to 11/19/06... Also holds franchise record with 22 consecutive games with a field goal (10/23/05-11/6/06)... Knocked home three or more field goals in a franchise-record four straight games (Weeks 11-14) in 2007... Hit team-record seven field goals of 50-plus yards (7-for-9) in 2015... Has appeared in 166 games over 11 seasons (2005-15) in Chicago... Longest tenured Bears player on the current roster (finished 11th season with the team).

HONORS AND AWARDS: **2015** - Ed Block Courage Award. **2008** - NFC Special Teams Player of the Month (December, 2008). **2006** - Pro Bowl; All-Pro (*AP*, *USA Today*, *The Sporting News* and ESPN.com); All-NFL and All-NFC (*Pro Football Weekly*); NFC Special Teams Player of the Month (October, 2006); NFC Special Teams Player of the Week (at DET, 12/24/06). **2005** - NFC Special Teams Player of the Week (at NO, 11/6/05).

CAREER TRANSACTIONS: Entered NFL as an undrafted free agent by New England (4/29/05)... Waived by New England (8/30/05)... Signed to Baltimore practice squad (9/7/05)... Waived by Baltimore (9/27/05)... Signed by Chicago (10/8/05)... Signed 5-year extension (5/12/08)... Signed 4-year extension (12/27/13). **SIGNED through 2017**

2015 SEASON: Connected on 33-of-39 field goal attempts (84.6 percent), including 7-of-9 from 50 yards or more, and hit 28-of-29 extra points for 127 points... Broke franchise single-season mark for field goals made (33) and field goals made from 50 yards or more (7)... Broke the franchise records for career points (Game 5 at Kansas City), field goals made (Game 1 vs. Green Bay) and field goals made of 50 yards or more (Game 1 vs. Green Bay), surpassing Kevin Butler (1,116 points, 243 FGs and 18 FGs of 50 yards or more) on all 3... Hit game-winning 49-yard field goal with 2 seconds remaining in Game 4 vs. Oakland, his 12th career game-winner (regular and post-season) and tied for the longest game-winner of his career (49 yards in OT vs. Seattle in Divisional Playoff Game following 2006 season)... Marked his 10th season with at least 20 field goals made, extending his franchise record (has 10 such seasons as a member of the Bears, all other Bears kickers have 15 such seasons in franchise history)... Notched 7th season with at least 25 field goals made (has 7 such seasons in 11 years as a member of the Bears, all other Bears kickers have 7 such seasons combined)... Marked his 8th season with at least 100 points, extending his franchise record (has 8 such seasons with the Bears, all other players have 11 such seasons combined in franchise history)... Had 7 games in 2015 where he was perfect on field goals with at least 3 attempts in a game (Games 1-2, 4, 6, 9-10), a new franchise record breaking his old mark of 5 such games in 2006... Added 1 STT...



CHICAGO BEARS PLAYERS

Tied for 2nd in field goals made and tied for 8th in the NFL among kickers in points... Named team captain... Voted Bears Ed Block Courage Award Winner. **GAMES PLAYED-GAMES STARTED: 16-0**

PREVIOUS SEASONS: 2014 - Appeared in first 12 games for the Bears, connecting on 9-of-12 (75.0 percent) field goal attempts and 28-of-29 PATs for 55 points... Missed games 13-16 due to a quad injury. **2013** - Tied own franchise single-season record connecting on 89.7 percent of his field goals (26-of-29) in 16 games played... Added 45-of-46 PATs for 123 points scored... Connected on 3-of-4 FG attempts of 50+ yards including franchise-record 58-yarder vs. CIN (9/18)... Hit game-winning 38-yard FG in overtime versus Baltimore (11/17). **2012** - Connected on 21-of-25 FG attempts (84.0 percent) and all 33 extra point attempts for a team-high 96 points in 13 games played... Missed final 3 games of season after being placed on Injured Reserve due to a calf injury... Hit game-winning 41-yard field goal as time expired in 23-22 victory over Carolina in Week 8 (10/28)... Connected on both 50+ FG attempts. **2011** - Led Bears in scoring with 121 points after connecting on 28-of-32 FG attempts and all 37 extra point attempts... 87.5 field goal percentage was seventh best in the NFL in 2011... 28 field goals made were tied for fourth most in franchise history... Set franchise record after connecting on all six FG attempts of 50-plus yards, including 57-yarder at DEN (12/11), which set team record for longest field goal made (later broken by Gould in 2013). **2010** - Finished with 110 points, leading the Bears in scoring... Made 25-of-30 FG attempts and all 35 extra point attempts... Knocked home three 50+ FG attempts... Added a game-winning FG vs. GB (9/27). **2009** - Made 24-of-28 FG attempts (85.7 percent) and all 33 extra point attempts to lead the Bears in scoring with 105 points. **2008** - Connected on a franchise-best 89.7% (26-of-29) of field goals attempted, breaking a record he previously set in 2006... Led the Bears in scoring (119)... Became the fourth player in NFL history to make game-winning field goals in OT in consecutive games (12/11 vs. NO, 12/22 vs. GB). **2007** - Led the Bears and ranked fourth in the NFC in scoring (126)... Tied for the NFC lead and tied for second in the NFL with 31 field goals made... Ranked fourth in the NFL with 12 field goals of 40-plus yards. **2006** - Earned first Pro Bowl selection and was a first-team All-Pro after finishing 2nd overall in the NFL in scoring with 143 points - converting 32-of-36 (88.9%) field goal attempts and all 47 PATs... Tied for NFL lead with 32 field goals made... Connected on franchise record 24-consecutive field goals to start the season. **2005** - Signed by Bears in Week 5 and converted 21-of-27 field goal attempts (77.8%) and 19-of-20 PATs... Led team in scoring with 82 points, becoming the first Bears rookie to do so since Paul Edinger in 2000.

COLLEGE: Finished career ranked 5th on Penn State's all-time scoring list with 232 career points after connecting on 39-of-61 FGs and 115-of-121 PATs... Named one of two recipients of the Frank Patrick Memorial Total Commitment Award, annually presented to junior class members who follow through with their responsibilities in all facets of the football program and do so in an exemplary manner... Majored in management.

PERSONAL: Founded The Goulden Touch in 2011, to provide noticeable impacts amongst Chicago organizations; Since its inception, The Goulden Touch has partnered with several key organizations to Education, Social Services, Health and Wellness, and Medical Research... Won 3 letters each in soccer, football and basketball and another in track at Central Mountain High School (Lock Haven, PA)... Brother, Christopher, was a punter/placekicker at the University of Virginia and currently is the placekicker for the Iowa Barnstormers of the AFL... Born Robert Paul Gould, III and is the son of Cheryl and Robert Gould... Father, Robert, played professional soccer for the St. Louis Steamers (1980-83)... Gould and wife, the former Lauren Cozzi, have a son.

RARE HOUSTON OPENER

The Bears will open the regular season schedule in Houston against the Texans. It is the first time that the Bears will be opening their regular season schedule against the Texans. The only other teams the Bears have never opened their season against are the Carolina Panthers, Denver Broncos, New England Patriots, New Orleans Saints, New York Jets, Oakland Raiders, Philadelphia Eagles and Tennessee Titans.

ROBBIE GOULD'S NFL STATISTICS

REGULAR SEASON

Year	Team	GP	FG-FGA	Pct	Lg	Blk	XP-XPA	Pct	Blk	Points
2005	Chicago	13	21-27	77.8	45	0	19-20	95.0	0	82
2006	Chicago	16	32-36	88.9	49	1	47-47	100.0	0	143
2007	Chicago	16	31-36	86.1	49	2	33-33	100.0	0	126
2008	Chicago	16	26-29	89.7	48	2	41-41	100.0	0	119
2009	Chicago	16	24-28	85.7	52	2	33-33	100.0	0	105
2010	Chicago	16	25-30	83.3	54	1	35-35	100.0	0	110
2011	Chicago	16	28-32	87.5	57	0	37-37	100.0	0	121
2012	Chicago	13	21-25	84.0	54	2	33-33	100.0	0	96
2013	Chicago	16	26-29	89.7	58	0	45-46	97.8	1	123
2014	Chicago	12	9-12	75.0	45	0	28-29	96.6	1	55
2015	Chicago	16	33-39	84.6	55	0	28-29	96.6	1	127
NFL Totals		166	276-323	85.4	58	10	379-383	99.0	3	1,207

ADDITIONAL STATS: Special Teams Tackles -- 15; 2005 (2), 2006 (2), 2007 (1), 2008 (2), 2009 (3), 2010 (3); 2013 (1); 2015 (1).
Punting -- 3 for 86 yards; 2005 (1 for 28 yards), 2007 (2 for 58 yards).

Year	Team	1-19	Pct	20-29	Pct	30-39	Pct	40-49	Pct	50+	Pct
2005	Chicago	0-0	-	9-9	100.0	9-10	90.0	3-8	37.5	0-0	0.0
2006	Chicago	0-0	-	6-6	100.0	14-16	87.5	12-14	85.7	0-0	0.0
2007	Chicago	0-0	-	7-7	100.0	12-13	92.3	12-14	85.7	0-2	0.0
2008	Chicago	0-0	-	6-6	100.0	12-12	100.0	8-11	72.7	0-0	0.0
2009	Chicago	0-0	-	9-9	100.0	6-6	100.0	7-10	70.0	2-3	66.7
2010	Chicago	1-1	100.0	9-9	100.0	8-9	88.9	4-7	57.1	3-4	75.0
2011	Chicago	0-0	-	10-10	100.0	6-6	100.0	6-10	60.0	6-6	100.0
2012	Chicago	0-0	-	7-7	100.0	5-7	71.4	7-9	77.8	2-2	100.0
2013	Chicago	0-0	-	11-11	100.0	6-7	85.7	6-7	85.7	3-4	75.0
2014	Chicago	0-0	-	4-4	100.0	2-3	66.7	3-4	75.0	0-1	0.0
2015	Chicago	1-1	100.0	8-8	100.0	10-12	83.3	7-9	77.8	7-9	77.8
NFL Totals		2-2	100.0	86-86	100.0	90-101	89.1	75-103	72.8	23-31	74.2

POSTSEASON

Year	Team	GP	FG-FGA	Pct	Lg	Blk	XP-XPA	Pct	Blk	Points
2005	Chicago	1	0-0	-	-	0	3-3	100.0	0	3
2006	Chicago	3	6-6	100.0	49	0	9-9	100.0	0	27
2010	Chicago	2	0-0	-	-	0	7-7	100.0	0	7
Postseason		6	6-6	100.0	49	0	19-19	100.0	0	37

Year	Team	1-19	Pct	20-29	Pct	30-39	Pct	40-49	Pct	50+	Pct
2005	Chicago	0-0	-	0-0	-	0-0	-	0-0	-	0-0	-
2006	Chicago	1-1	100.0	1-1	100.0	0-0	-	4-4	100.0	0-0	-
2010	Chicago	0-0	-	0-0	-	0-0	-	0-0	-	0-0	-
Postseason		1-1	100.0	1-1	100.0	0-0	-	4-4	100.0	0-0	-

ADDITIONAL STATS: Special Teams Tackles -- 1; 2010 (1).

SEASON / CAREER / PLAYOFF HIGHS

	2015	Career	Playoff
FG Attempts	4, three times	5, three times	3, vs. NO (1/21/07)
Made FGs	4, twice	4, eight times	3, vs. NO (1/21/07)
Longest FG	55, vs. MIN (11/1)	57, at DEN (12/11/11)	49, vs. SEA (1/14/07)
PAT Attempts	4, at STL (11/15)	6, four times	5, vs. SEA (1/16/11)
Made PATs	4, at STL (11/15)	6, four times	5, vs. SEA (1/16/11)
Points	14, at DET (10/18)	16, two times	13, vs. NO (1/21/07)



CHICAGO BEARS PLAYERS

ROBBIE GOULD'S GAME-WINNING KICKS AND GAME-BY-GAME KICKING STATS

Date	Opponent	Site	Distance	Time On Clock	Final
Nov. 6, 2005	New Orleans	LSU Tiger Stadium	28	0:06	20-17
Dec. 17, 2006	Tampa Bay	Soldier Field	25	3:37	34-31 ot
Dec. 24, 2006	Detroit	Ford Field	44	5:13	26-21
Jan. 14, 2007	Seattle	Soldier Field	49	10:07	27-24 ot
Nov. 25, 2007	Denver	Soldier Field	39	11:19	37-34 ot
Dec. 11, 2008	New Orleans	Soldier Field	35	12:14	27-24 ot
Dec. 22, 2008	Green Bay	Soldier Field	38	11:28	20-17 ot
Sept. 20, 2009	Pittsburgh	Soldier Field	44	0:15	17-14
Sept. 27, 2010	Green Bay	Soldier Field	19	3:59	20-17
Oct. 28, 2012	Carolina	Soldier Field	41	0:00	23-22
Nov. 17, 2013	Baltimore	Soldier Field	38	8:41	23-20 ot
Oct. 4, 2015	Oakland	Soldier Field	49	0:02	22-20

ROBBIE GOULD'S GAME-BY-GAME KICKING STATISTICS

2005 CHICAGO BEARS

Date	W/L	Opp.	PAT	FG	PTS	FGs (Missed)
10/9	L	at CLE	1-1	1-2	4	44, (48)
10/16	W	MIN	4-4	0-0	4	--
10/23	W	BALT	1-1	1-2	4	23, (47)
10/30	W	at DET	1-1	2-2	7	38, 20
11/6	W	at NO	2-2	2-3	8	35, (47), 28
11/13	W	SF	2-2	1-2	5	(39), 37
11/20	W	CAR	1-1	2-2	7	33, 39
11/27	W	at TB	1-1	2-2	7	25, 36
12/4	W	GB	1-1	4-5	13	21, 40, 25, 35, (43)
12/11	L	at PIT	0-1	1-1	3	29
12/18	W	ATL	1-1	3-4	10	35, 29, 39, (44)
12/25	W	at GB	3-3	1-1	6	45
1/1	L	at MIN	1-1	1-1	4	22

Totals

19-20 21-27 82

POSTSEASON

1/15	L	CAR	3-3	0-0	3	--
------	---	-----	-----	-----	---	----

2006 CHICAGO BEARS

DATE	W/L	Opp.	PAT	FG	PTS	FGs (Missed)
9/10	W	at GB	2-2	4-4	14	40, 39, 28, 30
9/17	W	DET	4-4	2-2	10	32, 45
9/24	W	at MIN	1-1	4-4	13	41, 24, 31, 49
10/1	W	SEA	4-4	3-3	13	36, 20, 41
10/8	W	BUF	4-4	4-4	16	42, 43, 32, 41
10/16	W	at ARZ	3-3	1-1	6	23
10/29	W	SF	5-5	2-2	11	43, 36
11/5	L	MIA	1-1	2-2	7	38, 38
11/12	W	at NYG	5-5	1-1	8	49
11/19	W	at NYJ	1-1	1-1	4	20
11/26	L	at NE	1-1	2-3	7	(45), 46, 32
12/3	W	MIN	3-3	0-0	3	--
12/11	W	at STL	6-6	0-2	6	(37), (49)
12/17	W	TB	4-4	2-3	10	38, (37), 25
12/24	W	at DET	2-2	4-4	14	36, 36, 39, 44
12/31	L	GB	1-1	0-0	1	--

Totals

47-47 32-36 143

POSTSEASON

1/14	W	SEA	3-3	2-2	9	41, 49
1/21	W	NO	4-4	3-3	13	19, 43, 24
2/4	L	IND	2-2	1-1	5	44

Totals

9-9 6-6 27

2007 CHICAGO BEARS

Date	W/L	Opp.	PAT	FG	PTS	FGs (Missed)
9/9	L	at SD	0-0	1-1	3	27
9/16	W	KC	2-2	2-2	8	47, 38
9/23	L	DAL	1-1	1-1	4	20
9/30	L	at DET	3-3	2-3	9	(52), 49, 41
10/7	W	at GB	3-3	2-2	9	44, 36
10/14	L	MIN	4-4	1-1	7	32
10/21	W	at PHI	1-1	4-5	13	(39), 31, 22, 41, 45
10/28	L	DET	1-1	0-1	1	(40)
11/11	W	at OAK	2-2	1-2	5	32, (53)
11/18	L	at SEA	2-2	3-3	11	31, 47, 48
11/25	W	DEN	4-4	3-3	13	24, 44, 39
12/2	L	NYG	1-1	3-3	10	35, 46, 41
12/6	L	at WAS	1-1	3-4	10	(48), 30, 22, 21
12/17	L	at MIN	1-1	2-2	7	29, 47
12/23	W	GB	3-3	2-2	9	31, 35
12/30	W	NO	4-4	1-1	7	39

Totals

33-33 31-36 126

2008 CHICAGO BEARS

Date	W/L	Opp.	PAT	FG	PTS	FGs (Missed)
9/7	W	at IND	3-3	2-2	9	41, 25
9/14	L	at CAR	2-2	1-1	5	26
9/21	L	TB	1-1	3-4	10	40, 43, 28, (49)
9/28	W	PHI	3-3	1-1	6	41
10/5	W	at DET	4-4	2-2	10	37, 45
10/12	L	at ATL	2-2	2-2	8	36, 32
10/19	W	MIN	6-6	2-3	12	26, (42), 38
11/2	W	DET	3-3	2-2	9	36, 41
11/9	L	TEN	2-2	0-1	2	(48)
11/16	L	at GB	0-0	1-1	3	35
11/23	W	at STL	3-3	2-2	9	43, 38
11/30	L	at MIN	2-2	0-0	2	--
12/7	W	JAX	2-2	3-3	11	22, 36, 35
12/11	W	NO	3-3	2-2	9	28, 35
12/22	W	GB	2-2	2-2	8	31, 38
12/28	L	at HOU	3-3	1-1	6	37

Totals

41-41 26-29 119

2009 CHICAGO BEARS

Date	W/L	Opp.	PAT	FG	PTS	FGs (Missed)
9/13	L	at GB	1-1	2-2	7	47, 21
9/20	W	PIT	2-2	1-1	5	44
9/27	W	at SEA	2-2	1-2	5	(53), 37
10/4	W	DET	6-6	2-2	12	52, 22
10/18	L	at ATL	2-2	0-0	2	--
10/25	L	at CIN	1-1	1-1	4	22
11/1	W	CLE	3-3	3-3	12	37, 29, 32
11/8	L	ARZ	3-3	0-1	3	(48)
11/12	L	at SF	0-0	2-2	6	50, 38
11/22	L	PHI	0-0	4-5	12	45, 28, 28, 49, (48)
11/29	L	at MIN	1-1	1-1	4	38
12/6	W	STL	2-2	1-1	5	27
12/13	L	GB	2-2	0-0	2	--
12/20	L	at BAL	1-1	0-0	1	--
12/28	W	MIN	3-3	3-4	12	22, 42, 41, (45)
1/3	W	at DET	4-4	3-3	13	44, 28, 34

Totals

33-33 24-28 105

2010 CHICAGO BEARS

Date	W/L	Opp.	PAT	FG	PTS	FGs (Missed)
9/12	W	DET	1-1	2-2	7	20, 31
9/19	W	at DAL	3-3	2-2	9	38, 40
9/27	W	GB	2-2	2-3	8	(49), 25, 19
10/3	L	at NYG	0-0	1-1	3	40
10/10	W	at CAR	2-2	3-3	11	28, 53, 43
10/17	L	SEA	2-2	2-3	8	34, 24, (54)
10/24	L	WAS	2-2	0-0	2	--
11/7	W	at BUF	2-2	0-1	2	(42)
11/14	W	MIN	3-3	2-3	9	(43), 34, 37
11/18	W	at MIA	1-1	3-3	10	47, 24, 50
11/28	W	PHI	4-4	1-1	7	23
12/5	W	at DET	3-3	1-1	6	54
12/12	L	NE	1-1	0-0	1	--
12/20	W	at MIN	4-4	4-4	16	29, 23, 34, 20
12/26	W	NYJ	5-5	1-2	8	37, (35)
1/2	L	at GB	0-0	1-1	3	30

Totals

35-35 25-30 110

POSTSEASON

1/16	W	SEA	5-5	0-0	5	--
1/23	L	GB	2-2	0-0	2	--

Totals

7-7 0-0 7

2011 CHICAGO BEARS

Date	W/L	Opp.	PAT	FG	PTS	FGs (Missed)
9/11	W	ATL	3-3	3-3	12	41, 23, 26
9/18	L	at NO	1-1	2-2	7	42, 38
9/25	L	GB	2-2	1-1	5	25
10/2	W	CAR	4-4	2-2	10	20, 24
10/10	L	at DET	1-1	2-2	7	44, 49
10/16	W	MIN	4-4	3-3	13	51, 26, 22
10/23	W	at TB	3-3	1-2	6	(41), 25
11/7	W	at PHI	3-3	3-3	12	51, 38, 22
11/13	W	DET	4-4	3-4	13	43, 35, (43), 50
11/20	W	SD	4-4	1-1	7	42
11/27	L	at OAK	2-2	2-2	8	50, 53
12/4	L	KC	0-0	1-2	3	32, (41)
12/11	L	at DEN	1-1	1-1	4	57
12/18	L	SEA	2-2	0-0	2	
12/25	L	at GB	1-1	2-3	7	(49), 35, 30
1/1	W	at MIN	2-2	1-1	5	27
Totals	0-0		37-37	28-32	121	

2012 CHICAGO BEARS

Date	W/L	Opp.	PAT	FG	PTS	FGs (Missed)
9/9	W	IND	5-5	2-2	11	35, 26
9/13	L	at GB	1-1	1-1	4	45
9/23	W	STL	2-2	3-3	11	54, 22, 37
10/1	W	at DAL	4-4	2-2	10	43, 21
10/7	W	at JAX	5-5	2-2	11	32, 31
10/22	W	DET	1-1	2-3	7	39, (47), 21
10/28	W	CAR	2-2	1-2	5	(33), 41
11/4	W	at TEN	6-6	3-3	15	40, 25, 22
11/11	L	HOU	0-0	2-3	6	51, 24, (48)
11/19	L	at SF	1-1	0-0	1	
11/25	W	MIN	2-2	2-3	8	47, (39), 46
12/2	L	SEA	2-2	1-1	5	46
12/9	L	at MIN	2-2	0-0	2	
Missed Games 14-16 after being placed on IR						
Totals	0-0		33-33	21-25	96	

2013 CHICAGO BEARS

Date	W/L	Opp.	PAT	FG	PTS	FGs (Missed)
9/8	W	CIN	3-3	1-1	6	58
9/15	W	MIN	4-4	1-1	7	20
9/22	W	at PIT	4-5	2-2	10	47, 32
9/29	L	at DET	1-1	3-3	10	34, 28, 25
10/6	L	NO	1-1	1-1	4	27
10/10	W	NYG	3-3	2-2	9	40, 52
10/20	L	at WAS	5-5	2-3	11	37, (34), 49
11/4	W	at GB	3-3	2-2	9	24, 27
11/10	L	DET	1-1	2-2	7	25, 32
11/17	W	BAL	2-2	3-3	11	20, 46, 38
11/24	L	at STL	3-3	0-0	3	
12/1	L	at MIN	2-2	2-4	8	30, 40, (66), (47)
12/9	W	DAL	4-4	3-3	13	27, 34, 23
12/15	W	at CLE	5-5	1-1	8	23
12/22	L	at PHI	0-0	1-1	3	50
12/29	L	GB	4-4	0-0	4	
Totals	0-0		45-46	26-29	123	

2014 CHICAGO BEARS

Date	W/L	Opp.	PAT	FG	PTS	FGs (Missed)
9/7	L	BUF	2/2	2/2	8	41, 37
9/14	W	at SF	4/4	0/0	4	
9/22	W	at NYJ	3/3	2/2	9	24, 45
9/28	L	GB	2/2	1/1	5	23
10/5	L	at CAR	3/3	1/2	6	(35), 45
10/12	W	at ATL	1/2	2/2	7	25, 28
10/19	L	MIA	2/2	0/0	2	
10/26	L	at NE	1/1	0/0	1	
11/9	L	at GB	2/2	0/0	2	
11/16	W	MIN	3/3	0/1	3	(47)
11/23	W	TB	3/3	0/1	3	(54)
11/27	L	at DET	2/2	1/1	5	35
12/4	L	DAL		INACTIVE		
12/15	L	NO		INACTIVE		
12/21	L	DET		INACTIVE		
12/28	L	at MIN		INACTIVE		
Totals	0-0		28/29	9/12	55	

2015 CHICAGO BEARS


Date	W/L	Opp.	PAT	FG	PTS	FGs (Missed)
9/13	L	GB	2/2	3/3	11	28, 50, 44
9/20	L	ARI	2/2	3/3	11	40, 23, 51
9/27	L	at SEA	0/0	0/0	0	
10/4	W	OAK	1/2	3/3	10	19, 54, 49
10/11	W	at KC	0/0	2/2	6	44, 30
10/18	L	at DET	2/2	4/4	14	27, 23, 38, 29
11/1	L	MIN	2/2	2/3	8	55, 33, (51)
11/9	W	at SD	2/2	0/2	2	(47), (34)
11/15	W	at STL	4/4	3/3	13	35, 37, 36
11/22	L	DEN	0/0	3/3	9	46, 37, 37
11/26	W	at GB	2/2	1/1	5	21
12/6	L	SF	2/2	2/4	8	40, 51, (40), (36)
12/13	L	WAS	3/3	0/1	3	(50)
12/20	L	at MIN	2/2	1/1	5	51
12/27	W	at TB	2/2	4/4	14	26, 27, 50, 39
1/3	L	DET	2/2	2/2	8	49, 34
Totals	0-0		28/29	33/39	127	

GOULD RECORD

Bears K Robbie Gould was 33-of-39 on field goals IN 2015, breaking his own franchise record for field goals made in a season (32 set in 2006). Gould owns four of the top six single-season franchise marks for field goals made.

MOST FIELD GOALS MADE
Bears Single-Season Franchise History

	Player	Season	Gms	FGM	FGA	Pct.
1	Robbie Gould	2015	16	33	39	84.6
2	Robbie Gould	2006	16	32	36	88.9
3	Kevin Butler	1985	16	31	37	83.8
	Robbie Gould	2007	16	31	36	86.1
	Robbie Gould	2011	16	28	32	87.5
	Kevin Butler	1986	16	28	41	68.3
7	Kevin Butler	1993	16	27	36	75.0



55 HRONISS GRASU

Ht: 6-3 **Wt:** 303
Age: 24 **College:** Oregon
Bears Season: 2 **NFL Season:** 2
Acquired: 3rd round of the 2015 NFL draft (71st overall)

CENTER

PRO CAREER: Starts second campaign appearing in 8 contests at center for the Bears (2015)... Made NFL Debut in Game 5 at Kansas City... Part of an offense that ranked 3rd in franchise single-season history in completion percentage (63.9) and interception percentage (2.3), 4th in gross passing yards (3,843) and third down percentage (42.5), 5th in net passing yards (3,660), and 6th in passer rating (89.7) and total net yards (5,514)... Selected by the Bears in the 3rd round (71st overall) of the 2015 NFL Draft.

CAREER TRANSACTIONS: Selected by the Chicago Bears in the 3rd round (71st overall) in the 2015 NFL Draft... Signed with the Bears (5/8/15). **SIGNED through 2018**

2015 SEASON: Started 8 contests (Game 5-6 & 10-15) at center... Made NFL debut by starting at center in Game 5 at Kansas City... Inactive for Games 1-4 (coach's decision), games 7-9 (due to a neck injury) and Game 16 (due to a knee injury)... Part of a bears offense that ranked 3rd in franchise single-season history in completion percentage (63.9) and interception percentage (2.3), 4th in gross passing yards (3,843) and third down percentage (42.5), 5th in net passing yards (3,660), and 6th in passer rating (89.7) and total net yards (5,514). **GAMES PLAYED-GAMES STARTED: 8-8**

COLLEGE: Started 52-of-52 career contests while at Oregon... Started 50 consecutive games between 2011-14... Three-time Pac-12 first-team honoree (2012-14)... Rimington Trophy finalist (presented annually to college football's top offensive center) in 2013 and 2014... The Ducks led the Pac-12 in rushing all four seasons he was there, while ranking third in the country in total offense (547.0 ypg) and fourth in scoring offense (45.4 ppg) in 2014, second nationally in total offense (565.0 ypg) and fourth in scoring (45.5 ppg) in 2013, second in scoring (49.5 ppg) and fifth in total offense (537.4 ypg) in 2012 and third in scoring (46.1 ppg) and fourth in total offense (522.8 ypg) in 2011.

PERSONAL: Started on both the offensive and defensive lines at Crespi H.S. (Los Angeles, CA)... Named first-team all-area on offense by the Los Angeles Daily News in 2010... 2008 all-Serra League selection... As a senior in 2009, plowed the road as an offensive lineman for a team that racked up 1,958 rushing yards and 2,436 passing yards, and had 37 tackles and 4 sacks while playing defense... As a junior in 2008-09, had 27 tackles on defense and blocked for a team that rushed for 1,606 yards and passed for 1,738 more, scoring 27 total offensive touchdowns... Given a three-star rating by Scout.com and selected as the No. 9 center in the country.

HRONISS GRASU'S NFL STATISTICS

REGULAR SEASON

GAMES PLAYED-STARTED - 8-8: 2015 CHI (8-8).



96

AKIEM
HICKS**Ht:** 6-5**Age:** 26**Bears Season:** 1**Acquired:** Unrestricted free agent in 2016 (NE)**Wt:** 336**College:** Regina**NFL Season:** 5**DEFENSIVE LINE**

PRO CAREER: Joins the Bears, starting 33-of-61 contests with 140 tackles, 9.5 sacks, 22 TFLs, and 1 pass breakup, forced fumble and fumble recovery in four seasons with the New Orleans Saints (2012-15) and New England Patriots (2015)... His 119 tackles with New Orleans ranked 2nd among the defensive linemen on the Saints from 2012-15... Led the Saints d-line in tackles in 2013 (56) and placed 2nd in 2014 (41)... Ranked 4th on the Saints in sacks from 2012-15 (6.5)... Was traded to the Patriots after the Saints first three games in 2015... 3 sacks with New England in 2015 ranked tied for 3rd along the Patriots defensive front.

CAREER TRANSACTIONS: Drafted in the 3rd round (89th overall) of the 2012 NFL Draft by the New Orleans Saints... Signed with New Orleans (6/28/12)... Traded to the New England Patriot (10/1/15)... Signed with the Chicago Bears (3/13/16). **SIGNED through 2017**

2015 SEASON: Appeared in 16 games with 3 starts with the Patriots and Saints... Posted 23 tackles, 3 sacks, 5 TFLs and 1 FR... All 3 starts came with New Orleans where he collected 2 assisted tackles... In 13 games with New England, notched 21 tackles, 3 sacks, 5 TFLs and 1 FR... 3 sacks ranked tied for 3rd among the Patriots defensive linemen... Saw action in 2 playoff games, posting 3 tackles and 1 TFL. **GAMES PLAYED-STARTED: 16-3**

PREVIOUS SEASONS: 2014 - Started 14-of-15 games for the Saints, posting 41 tackles, 2 sacks and 7 TFLs... 41 tackles ranked 2nd on the Saints d-line... Was placed on IR prior the season finale. **2013** - Started 16-of-16 games for the first time in his career with New Orleans... Posted career-highs in tackles (56), sacks (4.5) and TFLs (8)... 56 tackles were the most among the Saints defensive front... Started both of the Saints postseason contests, notching 7 tackles and 0.5 sacks. **2012** - Appeared in 14 games with the Saints as a rookie... Collected 20 tackles, 1 pass breakup, 2 TFLs and 1 forced fumble.

COLLEGE: Started all 16 games from 2010-11 at Regina, totaling 76 tackles, 8 sacks, 4 forced fumbles and 13 TFLs... As a senior, recorded 42 tackles, 8 TFLs, 6.5 sacks, 2 forced fumbles and 3 pass breakups en route to earning All-Canadian InterUniversity Sport honors... Named an All-Canada West All-Star as a junior, starting all 8 games and totaling 34 tackles, 1.5 sacks, 5 TFLs, 2 forced fumbles and 1 pass breakup... Attended LSU in 2009 but did not play... At Sacramento City College from 2007-08, where he was an All-American as a sophomore, posted 65 tackles in 17 games.

PERSONAL: Attended Del Campo (Fair Oaks, CA) HS where he played on the offensive and defensive lines for the football team... Earned All-Sac Joaquin section and All-Capital Football League honors as a senior and junior... As a senior, registered 52 tackles with 2 sacks and 1 forced fumble and fumble recovery... As a junior, recorded 48 tackles and 4 sacks.

HICKS



AKIEM HICKS' CAREER STATISTICS

REGULAR SEASON

Year	Team	GP	GS	Tackles				Yds	Interceptions					Fumbles			Misc.	
				Tot	S	A	Sk		No	Yds	Lg	TD	PD	FF	FR	Yds	TFL	STT
2012	New Orleans	14	0	20	10	10	0.0	0.0	0	0	-	0	1	1	0	0	2	0
2013	New Orleans	16	16	56	29	27	4.5	27.5	0	0	-	0	0	0	0	0	8	0
2014	New Orleans	15	14	41	27	14	2.0	16.0	0	0	-	0	0	0	0	0	7	0
2015	TOTAL	16	3	23	9	14	3.0	12.0	0	0	-	0	0	0	1	0	5	0
Totals		61	33	140	75	65	9.5	55.5	0	0	-	0	1	1	1	0	22	0

POSTSEASON

Year	Team	GP	GS	Tackles				Yds	Interceptions					Fumbles			Misc.	
				Tot	S	A	Sk		No	Yds	Lg	TD	PD	FF	FR	Yds	TFL	STT
2013	New Orleans	2	2	7	3	4	0.5	4.0	0	0	-	0	0	0	0	0	0	0
2015	New England	2	0	3	1	2	0.0	0.0	0	0	-	0	0	0	0	0	1	0
Totals		4	2	10	4	6	0.5	4.0	0	0	-	0	0	0	0	0	1	0

SEASON / CAREER / PLAYOFF HIGHS

	2015	Career	Playoff
Tackles.....	6, at HOU (12/13/15)	8, twice	4, at SEA (1/11/14)
Solos.....	5, at HOU (12/13/15)	5, twice	2, at PHI (1/4/14)
Sacks.....	2, at HOU (12/13/15)	Same	0.5, at PHI (1/4/14)

AKIEM HICKS' GAME-BY-GAME DEFENSIVE STATS 17-16 Regular Season Starting Record (1-1 Postseason)

2012 NEW ORLEANS SAINTS

Date	W/L	Opp.	Tkls-S	Sk-YL	INT-Yds	PD	FF	FR	TFL
9/9	L	WAS							
9/16	L	at CAR	1-0	0-0	0-0	0	0	0	0
9/23	L	KC	8-3	0-0	0-0	0	0	0	0
9/30	L	at GB	1-0	0-0	0-0	0	0	0	0
10/7	W	SD	1-1	0-0	0-0	0	0	0	0
10/21	W	at TB	1-1	0-0	0-0	0	0	0	0
10/28	L	at DEN	3-3	0-0	0-0	0	1	0	1
11/05	W	PHI	1-0	0-0	0-0	0	0	0	0
11/11	W	ATL	0-0	0-0	0-0	0	0	0	0
11/18	W	at OAK	2-2	0-0	0-0	0	0	0	1
11/25	L	SF	1-0	0-0	0-0	0	0	0	0
11/29	L	at ATL	1-0	0-0	0-0	1	0	0	0
12/9	L	at NYG	0-0	0-0	0-0	0	0	0	0
12/16	W	TB	0-0	0-0	0-0	0	0	0	0
12/23	W	at DAL	0-0	0-0	0-0	0	0	0	0
12/30	L	CAR							
Totals	0-0		20-10	0-0	0-0	1	1	0	2

2013 NEW ORLEANS SAINTS

Date	W/L	Opp.	Tkls-S	Sk-YL	INT-Yds	PD	FF	FR	TFL
9/8*	W	ATL	3-3	1-8	0-0	0	0	0	1
9/15*	W	at TB	2-2	0-0	0-0	0	0	0	0
9/22*	W	ARI	1-0	0-0	0-0	0	0	0	0
9/30*	W	MIA	0-0	0-0	0-0	0	0	0	0
10/6*	W	at CHI	0-0	0-0	0-0	0	0	0	0
10/13*	L	at NE	7-3	0-0	0-0	0	0	0	0
10/27*	W	BUF	6-5	0-0	0-0	0	0	0	2
11/3*	L	at NYJ	6-1	0-0	0-0	0	0	0	1
11/10*	W	DAL	1-0	0-0	0-0	0	0	0	0
11/17*	W	SF	7-4	0-0	0-0	0	0	0	1
11/21*	W	at ATL	8-3	1-1	0-0	0	0	0	1
12/2*	L	at SEA	4-1	1.5-11.5	0-0	0	0	0	0
12/8*	W	CAR	2-1	0-0	0-0	0	0	0	0
12/15*	L	at STL	3-3	0-0	0-0	0	0	0	1
12/22*	L	at CAR	5-2	1-7	0-0	0	0	0	1
12/29*	W	TB	1-1	0-0	0-0	0	0	0	0
Totals	11-5		56-29	4.5-27.5	0-0	0	0	0	8

POSTSEASON

Date	W/L	Opp.	Tkls-S	Sk-YL	INT-Yds	PD	FF	FR	TFL
1/4*	W	at PHI	3-2	0.5-4	0-0	0	0	0	0
1/11*	L	at SEA	4-1	0-0	0-0	0	0	0	0
Totals	1-1		7-3	0.5-4	0-0	0	0	0	0

2014 NEW ORLEANS SAINTS

Date	W/L	Opp.	Tkls-S	Sk-YL	INT-Yds	PD	FF	FR	TFL
9/7*	L	at ATL	2-2	0-0	0-0	0	0	0	0
9/14*	L	at CLE	5-5	0-0	0-0	0	0	0	1
9/21*	W	MIN	1-1	0-0	0-0	0	0	0	0
9/28*	L	at DAL	2-2	0-0	0-0	0	0	0	2
10/5*	W	TB	3-1	0-0	0-0	0	0	0	0
10/19*	L	at DET	3-1	0-0	0-0	0	0	0	0
10/26*	W	GB	3-2	0-0	0-0	0	0	0	1
10/30*	W	at CAR	4-2	1-9	0-0	0	0	0	1
11/9*	L	SF	1-0	0-0	0-0	0	0	0	0
11/16*	L	CIN	5-4	0-0	0-0	0	0	0	0
11/24*	L	BAL	3-2	0-0	0-0	0	0	0	1
11/30*	W	at PIT	1-1	0-0	0-0	0	0	0	0
12/7	L	CAR	3-2	0-0	0-0	0	0	0	0
12/15*	W	at CHI	2-1	1-7	0-0	0	0	0	1
12/21*	L	ATL	3-1	0-0	0-0	0	0	0	0
21/28*	W	at TB							
Totals	6-8		41-27	2-16	0-0	0	0	0	7

2015 TOTALS


Date	W/L	Opp.	Tkls-S	Sk-YL	INT-Yds	PD	FF	FR	TFL
9/13**^	L	at ARI	0-0	0-0	0-0	0	0	0	0
9/20**^	L	TB	1-0	0-0	0-0	0	0	0	0
9/27**^	L	at CAR	1-0	0-0	0-0	0	0	0	0
10/11	W	at DAL	0-0	0-0	0-0	0	0	0	0
10/18	W	at IND	1-0	0-0	0-0	0	0	0	0
10/25	W	NYJ	1-0	0-0	0-0	0	0	0	0
10/29	W	MIA	0-0	0-0	0-0	0	0	0	0
11/08	W	WAS	1-0	0-0	0-0	0	0	0	0
11/15	W	at NYG	1-1	0-0	0-0	0	0	0	1
11/23	W	BUF	1-0	0-0	0-0	0	0	0	0
11/29	L	at DEN	0-0	0-0	0-0	0	0	0	0
12/6	L	PHI	0-0	0-0	0-0	0	0	0	0
12/13	W	at HOU	6-5	2-7	0-0	0	0	0	2
12/20	W	TEN	4-2	1-5	0-0	0	0	0	1
12/27	L	at NYJ	0-0	0-0	0-0	0	0	0	0
1/3	L	at MIA	5-1	0-0	0-0	0	0	0	1
Totals	0-3		23-9	3-12	0-0	0	0	0	5

POSTSEASON

Date	W/L	Opp.	Tkls-S	Sk-YL	INT-Yds	PD	FF	FR	TFL
1/16	W	KC	1-0	0-0	0-0	0	0	0	0
1/24	L	at DEN	2-1	0-0	0-0	0	0	0	1
Totals	0-0		3-1	0-0	0-0	0	0	0	1

^with NO

*Denotes Game Started



88

ROB
HOUSLER**Ht:** 6-5**Age:** 28**Bears Season:** 2**Acquired:** Waived free agent in 2015 (CLE)**Wt:** 250**College:** FAU**NFL Season:** 6**TIGHT END**

PRO CAREER: Appeared in 65 games with 27 starts over five season with the Arizona Cardinals (2011-14), Cleveland Browns (2015) and Chicago Bears (2015), collecting 109 catches for 1,166 yards (10.7 avg) and 1 touchdown... Has added 5 special teams tackles... Started lone postseason contest at TE for the Cardinals in Wild Card Game following the 2014 season but did not record a reception.

CAREER TRANSACTIONS: Drafted in the 3rd round (69th overall) of the 2011 NFL Draft... Signed with the Arizona Cardinals (7/30/11)... Signed with the Cleveland Browns (4/9/15)... Waived by the Browns (11/7/15)... Signed with the Chicago Bears (12/8/15)... Re-signed with the Bears (3/14/16). **SIGNED through 2016**

2015 SEASON: Appeared in 10 contests (Games 1-6 with Cleveland and Games 13-16 for Chicago), grabbing 4 receptions for 33 yards... Released by the Browns on November 17 and signed by Chicago on December 8... Appeared in 4 contests for the Bears, snagging 3 receptions for 27 yards... Played in 6 games for the Browns recording 1 reception for 6 yards... Added 2 special teams tackles. **GAMES PLAYED-STARTED: 10-0**

PREVIOUS SEASONS: 2014 - Appeared in 15 games with 6 starts in Arizona... Hauled in 9 receptions for 129 yards (14.3 avg)... Added a 1-yard carry, picking up a first down on third-and-1... Had 1 tackle on special teams... Started Cardinals lone postseason contest. **2013** - Made 13 appearances with 10 starts, grabbing 39 receptions for a career-high 454 yards with 1 career TD reception for the Cardinals... First career touchdown reception came on November 10, 2013 vs. HOU. **2012** - Started 9 of 15 games played in Arizona, snagging a career-high 45 receptions for 417 yards... Added 1 special teams tackle... Caught career-long 33-yard reception on September 30, 2012 vs. MIA. **2011** - Appeared in 12 games with 2 starts in rookie season with the Cardinals, collecting 12 catches for 133 yards.

COLLEGE: Started 18-of-49 career games at FAU... Became the 2nd player in FAU history to be selected in the NFL draft... Finished with 78 career receptions for 1,228 yards and 8 TDs... Added 108 rushing yards and 1 TD on 5 carries... Earned second-team all-Sun Belt conference honors as a senior.

PERSONAL: Attended Judson High School (Converse, TX). Played WR, notching 8 TDs and averaging 16.5 ypc as a senior... Competed in the long jump and pole vault for his high school's track team.

AND THE EMMY GOES TO...

The Chicago Bears broadcasting department has earned seven regional Emmy awards the past four years:

2011-12: Best Sports Program/Series - Bears Gameday Live; **2010-11:** Outstanding Achievement for Sports Programs - Sport Event/Game - Live/Unedited for Bears Preseason Football, Outstanding Crafts Achievement Off-Air - Video Journalist Kevin Foy - Chicago Bears: Sounds of the Game; **2008-09:** Outstanding Achievement for Sports Programs - Single Sports Program/Special (not included in a series) - Broadcast/Advanced Media - Inside the Draft, Outstanding Achievement for Sports Programs - Sports Program Series Covering Sports or Based on a Sports Theme - Bears Gameday Live, Outstanding Achievement for Individual Excellence Off Camera: Videography - Non News-Kevin Foy, Outstanding Achievement for Individual Excellence Off Camera: Graphics Animations - Non-News-Rommel Paraiso and Mike Vasquez



ROB HOUSLER'S NFL STATISTICS

REGULAR SEASON

Year	Team	GP-GS	Rec	Yds	Avg	Lg	TD
2011	Arizona	12-2	12	133	11.1	21	0
2012	Arizona	15-9	45	417	9.3	33	0
2013	Arizona	13-10	39	454	11.6	31	1
2014	Arizona	15-6	9	129	14.3	27	0
2015	TOTAL	10-0	4	33	8.3	12	0
NFL totals		65-27	109	1,166	10.7	33	1

SEASON / CAREER / PLAYOFF HIGHS

	2015	Career	Playoff
Receptions.....	2, vs. DET (1/3)	8, vs. STL (11/25/12)	None
Receiving Yards.....	18, vs. DET (1/3)	82, vs. STL (11/25/12)	None
Longest Reception.....	12, vs. DET (1/3)	33, vs. MIA (9/30/12)	None
Receivng TDs.....	None	1, vs. HOU (11/10/13)	None

ROB HOUSLER'S 11-16 Regular Season Starting Record (0-1 Postseason Record)

2011 ARIZONA CARDINALS

Date	W/L	Opp.	Rec	Yds	Avg	Long	TD
9/11	W	CAR	0	0	-	-	0
9/18	L	at WAS	0	0	-	-	0
9/25	L	at SEA	0	0	-	-	0
10/2	L	NYG	1	16	16.0	16	0
10/9*	L	at MIN	3	25	8.3	13	0
10/23	L	PIT	2	28	14.0	20	0
10/30*	L	at BAL	1	3	3.0	3	0
11/6	W	STL		INACTIVE			
11/13	W	at PHI		INACTIVE			
11/20	L	at SF		INACTIVE			
11/27	W	at STL		INACTIVE			
12/4	W	DAL	2	23	11.5	13	0
12/11	W	SF	0	0	-	-	0
12/18	W	CLE	0	0	-	-	0
12/24	L	at CIN	1	11	11.0	11	0
1/1	W	SEA	2	27	13.5	21	0
Totals	0-2		12	133	11.1	21	0

2012 ARIZONA CARDINALS

Date	W/L	Opp.	Rec	Yds	Avg	Long	TD
9/9	W	SEA	0	0	-	-	0
9/16	W	at NE	1	7	7.0	7	0
9/23	W	PHI	2	18	9.0	11	0
9/30*	W	MIA	2	48	24.0	33	0
10/4*	L	at STL	3	45	15.0	25	0
10/14	L	BUF	2	12	6.0	6	0
10/21*	L	at MIN	5	54	10.8	22	0
10/29*	L	SF	4	32	8.0	16	0
11/4*	L	at GB	5	55	11.0	22	0
11/18*	L	at ATL	0	0	-	-	0
11/25*	L	STL	8	82	10.3	28	0
12/2*	L	at NYJ	4	15	3.8	5	0
12/9	L	at SEA	7	36	5.1	12	0
12/16*	W	DET	2	13	6.5	7	0
12/23	L	CHI	0	0	-	-	0
12/30	L	at SF		INACTIVE			
Totals	2-7		45	417	9.3	33	0

2013 ARIZONA CARDINALS

Date	W/L	Opp.	Rec	Yds	Avg	Long	TD
9/8	L	at STL		INACTIVE			
9/15	W	DET		INACTIVE			
9/22*	L	at NO	1	13	13.0	13	0
9/29*	W	at TB	1	23	23.0	23	0
10/6*	W	CAR	0	0	-	-	0
10/13*	L	at SF	4	32	8.0	12	0
10/17	L	SEA	7	53	7.6	18	0
10/27*	W	ATL	1	14	14.0	14	0
11/10	W	HOU	4	57	14.3	26	1
11/17*	W	at JAX	6	70	11.7	21	0
11/24*	W	IND	4	51	12.8	20	0
12/1*	L	at PHI	3	21	7.0	10	0
12/8*	W	STL	3	42	14.0	31	0
12/15	W	at TEN		INACTIVE			
12/22	W	at SEA	0	0	-	-	0
12/29*	L	SF	5	78	15.6	30	0
Totals	6-4		39	454	11.6	31	1

2014 ARIZONA CARDINALS

Date	W/L	Opp.	Rec	Yds	Avg	Long	TD
9/8*	W	SD	1	16	16.0	16	0
9/14*	W	at NYG	0	0	-	-	0
9/21	W	SF		INACTIVE			
10/5	L	at DEN	0	0	-	-	0
10/12	W	WAS	2	15	7.5	15	0
10/19*	W	at OAK	1	7	7.0	7	0
10/26	W	PHI	0	0	-	-	0
11/2	W	at DAL	0	0	-	-	0
11/9	W	STL	1	11	11.0	11	0
11/16	W	DET	1	27	27.0	27	0
11/23	L	at SEA	0	0	-	-	0
11/30*	L	at ATL	0	0	-	-	0
12/7	W	KC	1	20	20.0	20	0
12/11	W	at STL	0	0	-	-	0
12/21*	L	SEA	1	13	13.0	13	0
12/28*	L	at SF	1	20	20.0	20	0
Totals	3-3		9	129	14.3	27	0
Date	W/L	Opp.	Rec	Yds	Avg	Long	TD
1/3*	L	at CAR	0	0	-	-	0

2015 TOTALS

Date	W/L	Opp.	Rec	Yds	Avg	Long	TD
9/13^	L	at NYJ	0	0	-	-	0
9/20^	L	TEN	0	0	-	-	0
9/27^	L	Oak	0	0	-	-	0
10/4^	W	at SD	0	0	-	-	0
10/11^	W	at BAL	1	6	6.0	6	0
10/18^	L	BAL	0	0	-	-	0
11/1	L	MIN		NOT WITH TEAM			
11/9	W	at SD		NOT WITH TEAM			
11/15	W	at STL		NOT WITH TEAM			
11/22	L	DEN		NOT WITH TEAM			
11/26	W	at GB		NOT WITH TEAM			
12/6	L	SF		NOT WITH TEAM			
12/13	L	WAS	0	0	-	-	0
12/20	L	at MIN	1	9	9.0	9	0
12/27	W	at TB	0	0	-	-	0
1/3	L	DET	2	18	9.0	12	0
Totals	0-0		4	33	8.3	12	0

^with CLE

*Denotes Game Started



99

LAMARR
HOUSTON**Ht:** 6-3**Age:** 29**Bears Season:** 3**Acquired:** Unrestricted free agent in 2014 (OAK)**Wt:** 274**College:** Texas**NFL Season:** 7**LINEBACKER**

PRO CAREER: Appeared in 88 games with 70 starts with the Oakland Raiders (2010-13) and Chicago Bears (2014-15), collecting 297 tackles, 25 sacks, 50 TFLs, 4 forced fumbles, 8 fumble recoveries and 1 interception... Owns 1 blocked FG on special teams... Has led or tied for his team's lead in sacks 3 times during his NFL career (4 tied for team led in 2012; 6 led the team in 2013; 8 led the team in 2015)... Served as captain with the Raiders in 2013... His 16 sacks from 2010-13 tied for the Oakland-team lead... Two multi-sack games in his career (both coming in 2015)... 8 opponent fumble recoveries are tied for 6th most in the NFL since 2010.

HONORS & AWARDS: **2013** – AFC Defensive Player of the Week vs. JAX (10/21). **2010** - All-Rookie Team (*The Sporting News*)

CAREER TRANSACTIONS: Selected by the Oakland Raiders in the 2nd round (44th overall) of the 2010 NFL Draft... Signed with the Raiders (7/26/10)... Signed a 5-year contract with the Chicago Bears (3/11/14). **SIGNED through 2018**

2015 SEASON: Appeared in all 16 games with 2 starts (Games 15-16), posting 51 tackles, a career-high 8 sacks, 10 TFLs and 1 fumble recovery... 8 sacks led the Bears and 10 TFLs ranked 2nd... Had 7 sacks in the last 9 contests of the season... Recorded first two multi-sack games of NFL career: 2 in Game 8 at SD and 2 in Game 16 vs. DET. **GAMES PLAYED-STARTED: 16-2**

PREVIOUS SEASONS: **2014** - Started all 8 games played in first season with the Bears, collecting 11 tackles, 1 sack, 3 tackles for losses, 1 opponent fumble recovery and 1 pass break-up... Blocked a 37-yard field goal attempt on special team versus Miami (October 19)... Missed final 8 games after being placed on I.R. due to a knee injury. **2013** - Moved to the right side of the Raiders defensive line prior to the season and started all 16 games for the second consecutive year... Served as defensive captain... Led team with a career-high 6 sacks for 52 yards in losses... Led Raiders defensive linemen with 69 tackles (56 solo), forced a career-high 2 fumbles, tallied 10 TFLs and recovered 1 fumble. **2012** - Registered 67 tackles (49 solo), 2 PBUs, 1 FF, 1 FR and a team-leading 4.5 sacks for Oakland... Led the team in both QB hits (31) and TFLs (13) and finished second with 17 pressures. **2011** - Played in all 16 games with 13 starts for Oakland... Totaled 51 tackles (36 solo), 6 TFLs, 1 sack, 3 PBUs and 1 INT... Also tied for fifth in the AFC with 2 opponent FRs. **2010** - Saw action in all 16 games and made 15 starts in first NFL season with Oakland... Named to *The Sporting News'* All-Rookie Team... Tied for 5th on the team with 5 sacks ... Added 39 tackles (30 solo), 8 TFLs, 1 FF and 2 FRs.

COLLEGE: Played in 50 games with 33 starts at Texas... Started 20 games at defensive tackle and 13 at defensive end... Totaled 160 stops, 14 sacks, 41 TFLs, 13 PBUs, 2 FRs and a FF... Named second-team All-Big 12 by the Associated Press, conference coaches, Dallas Morning News and Fort Worth Star-Telegram as a senior... Garnered second-team academic All-Big 12 recognition as a junior... Was a three-time member of UT's Athletics Director's Honor Roll.

PERSONAL: Attended Thomas B. Doherty High School in Colorado Springs, Colo.... A prep All-American and two-time all-state selection as a running back and linebacker... Earned Parade All-America honors as a linebacker... Finished career with 3,325 yards rushing and 49 TDs, along with 239 tackles and 13 sacks in three seasons... Named the Rocky Mountain News Colorado Defensive Player of the Year and Gatorade's Player of the Year in Colorado as a senior... Also competed in basketball and track and field... Represented Raiders at Madden-Marriucci Battle of the Bay in June 2012... Participated in the NFL's 2nd Annual Personal Finance Camp during the 2016 offseason.



LAMARR HOUSTON'S NFL STATISTICS

REGULAR SEASON

Year	Team	GP	GS	Tackles					Interceptions					Fumbles			
				Tot	S	A	Sk	Yds	No	Yds	Lg	TD	PD	FF	FR	Yds	TFL
2010	Oakland	16	15	39	30	9	5.0	27.0	0	0	0	0	0	1	2	0	8.0
2011	Oakland	16	13	51	36	15	1.0	2.0	1	15	15	0	3	0	2	0	6.0
2012	Oakland	16	16	67	49	18	4.0	34.0	0	0	0	0	2	1	1	0	13.0
2013	Oakland	16	16	69	56	13	6.0	52.0	0	0	0	0	0	2	1	0	10.0
2014	Chicago	8	8	11	8	3	1.0	11.0	0	0	0	0	1	0	1	0	3.0
2015	Chicago	16	2	51	34	17	8.0	63.0	0	0	-	0	0	0	1	0	10.0
Bears totals		24	10	63	45	18	9.0	74.0	0	0	-	0	1	0	2	0	13.0
NFL totals		88	70	301	224	77	25.0	189.0	1	15	15	0	6	4	8	0	50.0

ADDITIONAL STATS: Blocked Kicks - 1 (37-yard field goal vs. MIA, 10/19/14).

SEASON / CAREER / PLAYOFF HIGHS

	2015	Career	Playoff
Tackles.....	10, vs. WAS (12/13).....	12, at SD (12/30/12)	None
Solos.....	8, vs. WAS (12/13)	9, at SD (12/30/12)	None
Sacks.....	2, twice.....	Same.....	None

LAMARR HOUSTON GAME-BY-GAME DEFENSIVE STATS 26-44 Regular Season Starting Record

2010 OAKLAND RAIDERS

Date	W/L	Opp.	Tkls-S	Sk-YL	INT-Yds	PD	FF	FR	TFL
9/12*	L	at TEN	3-2	0-0	0-0	0	0	0	0
9/19*	W	STL	2-2	1-13	0-0	0	0	0	1
9/26*	L	at ARI	1-1	0-0	0-0	0	0	0	0
10/3*	L	HOU	1-1	0-0	0-0	0	0	0	0
10/10*	W	SD	1-1	0-0	0-0	0	0	1	0
10/17*	L	at SF	1-0	0-0	0-0	0	0	0	0
10/24	W	at DEN	0-0	0-0	0-0	0	0	1	0
10/31*	W	SEA	2-2	1-1	0-0	0	1	0	1
11/7*	W	KC	1-1	0-0	0-0	0	0	0	0
11/21*	L	at PIT	7-5	1-5	0-0	0	0	0	2
11/28*	L	MIA	4-3	0-0	0-0	0	0	0	0
12/5*	W	at SD	2-2	1-6	0-0	0	0	0	2
12/12*	L	at JAX	4-4	0-0	0-0	0	0	0	0
12/19*	W	DEN	1-0	0-0	0-0	0	0	0	0
12/26*	L	IND	4-2	0-0	0-0	0	0	0	0
1/2*	W	at KC	5-4	1-2	0-0	0	0	0	2
Totals	7-8		39-30	5-27	0-0	0	1	2	8

2011 OAKLAND RAIDERS

Date	W/L	Opp.	Tkls-S	Sk-YL	INT-Yds	PD	FF	FR	TFL
9/12*	W	at DEN	2-1	0-0	0-0	0	0	1	0
9/18	L	at BUF	3-1	0-0	0-0	0	0	0	0
9/25	W	NYJ	3-1	0-0	0-0	1	0	0	1
10/2	L	NE	5-3	0-0	0-0	0	0	0	1
10/9*	W	at HOU	3-2	0-0	1-15	2	0	0	0
10/16*	W	CLE	1-1	1-2	0-0	0	0	0	1
10/23*	L	KC	2-2	0-0	0-0	0	0	0	2
11/6*	L	DEN	7-6	0-0	0-0	0	0	0	1
11/10*	W	at SD	2-0	0-0	0-0	0	0	1	0
11/20*	W	at MIN	2-1	0-0	0-0	0	0	0	0
11/27*	W	CHI	5-5	0-0	0-0	0	0	0	0
12/4*	L	at MIA	4-3	0-0	0-0	0	0	0	0
12/11*	L	at GB	4-3	0-0	0-0	0	0	0	0
12/18*	L	DET	2-2	0-0	0-0	0	0	0	0
12/24*	W	at KC	3-3	0-0	0-0	0	0	0	0
1/1*	L	SD	3-2	0-0	0-0	0	0	0	0
Totals	7-6		51-36	1-2	1-15	3	0	2	6

2012 OAKLAND RAIDERS

Date	W/L	Opp.	Tkls-S	Sk-YL	INT-Yds	PD	FF	FR	TFL
9/10*	L	SD	2-2	0-0	0-0	0	0	0	0
9/16*	L	at MIA	3-3	0-0	0-0	0	0	0	0
9/23*	W	PIT	5-4	0-0	0-0	0	0	0	0
9/30*	L	at DEN	7-3	0-0	0-0	0	0	1	1
10/14*	L	at ATL	1-1	0-0	0-0	0	0	0	0
10/21*	W	JAX	8-5	1-6	0-0	0	1	0	2
10/28*	W	at KC	1-1	0-0	0-0	1	0	0	0
11/4*	L	TB	4-4	0-0	0-0	0	0	0	2
11/11*	L	at BAL	3-3	0-0	0-0	0	0	0	0
11/18*	L	NO	0-0	0-0	0-0	0	0	0	0
11/25*	L	at CIN	6-1	0-0	0-0	0	0	0	0
12/2*	L	CLE	5-3	1-11	0-0	1	0	0	2
12/6*	L	DEN	4-4	1-11	0-0	0	0	0	1
12/16*	W	KC	3-3	0-0	0-0	0	0	0	1
12/23*	L	at CAR	3-3	0-0	0-0	0	0	0	2
12/30*	L	at SD	12-9	1-6	0-0	0	0	0	2
Totals	4-12		67-49	4-34	0-0	2	1	1	13

2013 OAKLAND RAIDERS

Date	W/L	Opp.	Tkls-S	Sk-YL	INT-Yds	PD	FF	FR	TFL
9/8*	L	at IND	5-3	1-8	0-0	0	0	0	1
9/15*	W	JAX	2-2	0-0	0-0	0	0	0	1
9/23*	L	at DEN	6-5	1-2	0-0	0	0	1	0
9/29*	L	WAS	3-2	0-0	0-0	0	0	0	0
10/6*	W	SD	7-6	1-9	0-0	0	0	0	2
10/13*	L	at KC	2-2	0-0	0-0	0	0	0	0
10/27*	W	PIT	5-5	1-9	0-0	0	0	0	2
11/3*	L	PHI	3-3	0-0	0-0	0	0	0	1
11/10*	L	at NYG	6-5	0-0	0-0	0	0	1	1
11/17*	W	at HOU	3-3	1-15	0-0	0	0	0	1
11/24*	L	TEN	6-5	0-0	0-0	0	0	0	0
11/28*	L	at DAL	2-2	0-0	0-0	0	0	0	0
12/8*	L	at NYJ	4-0	0-0	0-0	0	0	0	0
12/15*	L	KC	5-5	0-0	0-0	0	0	0	0
12/22*	L	at SD	3-1	0-0	0-0	0	0	0	0
12/29*	L	DEN	7-7	1-9	0-0	0	0	0	1
Totals	4-12		69-56	6-52	0-0	0	2	1	10

2014 CHICAGO BEARS

Date	W/L	Opp.	Tkls-S	Sk-YL	INT-Yds	PD	FF	FR	TFL
9/7*	L	BUF	1-1	0-0	0-0	0	0	0	0
9/14*	W	at SF	0-0	0-0	0-0	0	0	0	0
9/22*	W	at NYJ	2-0	0-0	0-0	1	0	0	0
9/28*	L	GB	0-0	0-0	0-0	0	0	0	0
10/5*	L	at CAR	2-2	0-0	0-0	0	0	1	0
10/12*	W	at ATL	1-1	0-0	0-0	0	0	0	0
10/19*	L	MIA	1-1	0-0	0-0	0	0	0	1
10/26*	L	at NE	4-3	1-11	0-0	0	0	0	2
Totals	3-5		11-8	1-11	0-0	1	0	1	3

2015 CHICAGO BEARS

Date	W/L	Opp.	Tkls-S	Sk-YL	INT-Yds	PD	FF	FR	TFL
9/13	L	GB	0-0	0-0	0-0	0	0	0	0
9/20	L	ARI	2-1	0-0	0-0	0	0	0	0
9/27	L	at SEA	1-0	0-0	0-0	0	0	0	0
10/4	W	OAK	3-2	0-0	0-0	0	0	0	0
10/11	W	at KC	3-2	1-1	0-0	0	0	0	1
10/18	L	at DET	3-3	0-0	0-0	0	0	0	0
11/1	L	MIN	0-0	0-0	0-0	0	0	0	0
11/9	W	at SD	2-2	2-18	0-0	0	0	0	2
11/15	W	at STL	3-1	1-9	0-0	0	0	0	1
11/22	L	DEN	2-2	0-0	0-0	0	0	0	0
11/26	W	at GB	9-6	1-10	0-0	0	0	1	1
12/6	L	SF	2-1	0-0	0-0	0	0	0	0
12/13	L	WAS	10-8	1-9	0-0	0	0	0	2
12/20	L	at MIN	4-2	0-0	0-0	0	0	0	0
12/27*	W	at TB	3-2	0-0	0-0	0	0	0	1
1/3*	L	DET	4-2	2-16	0-0	0	0	0	2
Totals	1-1		51-34	8-63	0-0	0	0	1	10

*Denotes Game Started



8 BRIAN HOYER

Ht: 6-2

Age: 30

Bears Season: 1

Acquired: Waived free agent in 2016 (HOU)

Wt: 215

College: Michigan State

NFL Season: 8

QUARTERBACK

PRO CAREER: Completed 580-of-999 passes (58.1 percent) for 7,163 yards in 43 games with 26 starts in 7 seasons with the New England Patriots (2009-11), Pittsburgh Steelers (2012), Arizona Cardinals (2012), Cleveland Browns (2013-14) and Houston Texans (2015)... Owns 38 passing touchdowns, 26 interceptions and 119 rushing yards on 70 attempts with 1 rushing touchdown... Coming off a career-high in passing touchdowns with 19... Started his lone playoff appearance, tallying 136 yards passing on 34 attempts (15 completions) and 4 interceptions... Added 1 rush attempts for -1 yard... Made his first regular season appearance vs. TEN (10/18/09)... Made his first start at SF (12/30/12). Has 11 games with a 100-plus passer rating, with 5 of those coming in 2015 (199.3 at JAX 10/18; 116.6 vs. IND 10/8; 107.6 vs. NO 11/29; 103.9 vs. TEN 11/1; 103.8 at ATL 10/4).

CAREER TRANSACTIONS: Signed as an undrafted free agent by the New England Patriots (4/30/09)... Re-signed with New England (3/23/12)... Waived by the Patriots (8/31/12)... Signed by the Pittsburgh Steelers (11/20/12)... Waived by Pittsburgh (12/8/12)... Acquired from waivers by the Arizona Cardinals (12/10/12)... Re-signed with the Cardinals (4/1/13)... Waived by Arizona (5/13/13)... Signed with the Cleveland Browns (5/17/13)... Signed with the Houston Texans (3/11/15)... Waived by the Texans (4/18/16)... Signed with the Chicago Bears (5/2/16). **SIGNED through 2016**

2015 SEASON: Threw for a career-high 19 touchdowns while appearing in 11 games with 9 starts in his first year with the Texans... Completed 224-of-369 pass attempts for 2,606 yards and 7 interceptions for a 91.4 passer rating... Added 15 rush attempts for a career-high 44 yards (2.9 avg)... Appeared in his first postseason game, throwing for 136 yards on 34 attempts with 15 completions... Threw 4 interceptions while rushing once for -1 yards.

PREVIOUS SEASONS: 2014 - Completed 242-of-438 pass attempts for 3,326 yards with 12 touchdowns, 13 interceptions and a 76.5 passer rating in his final season as a Brown... Added 39 yards rushing on 24 attempts... Set career-highs in passing yards, pass attempts, completions, touchdown passes, and rush attempts. **2013** - Threw for 615 yards and 5 touchdowns while completing 57-of-96 pass attempts (59.4 percent) in his first season in Cleveland... Added 3 interceptions and 6 rush attempts for 16 yards... Became the first Browns QB to win his first three starts with the team... Injured his knee vs. BUF (10/3) and was placed on IR. **2012** - Appeared in the final 2 contests with 1 start for the Cardinals... Attempted 53 passes with 30 completions (56.6 percent) for 330 yards, 1 touchdown, and 2 interceptions... Rushed once for 6 yards... Also spent time with the Steelers but did not appear in any games. **2011** - Participated in 3 games for New England, completing 1 pass for 22 yards... Completed his lone pass attempt to TE Rob Gronkowski, giving him the NFL single-season receiving yardage record by a tight end. **2010** - Completed 7-of-15 pass attempts for 122 yards with 1 touchdown and 1 interception in 5 games for the Patriots... Rushed 10 times for -8 yards. **2009** - In his rookie season with New England, completed 19-of-27 pass attempts for 142 yards in 5 games... Added 10 rush attempts for 25 yards and 1 touchdown.

COLLEGE: In four seasons at Michigan State (2005-08), played in 39 games with 26 starts... Finished his career with 6,159 passing yards and 35 touchdowns while completing 500-of-896 passes... Two-year starter who threw for 2,725 yards and 20 touchdowns as a junior (376 attempts, 223 completions) and 2,404 yards and 9 touchdowns as a senior (353 attempts, 180 completions).

PERSONAL: Attended St. Ignatius High School (Cleveland, OH).



BRIAN HOYER'S NFL STATISTICS

REGULAR SEASON

Year	Team	GP-GS	Att	Cmp	Pct	Yds	Yds/Att	TD	Int	Lg	Sk-Yds	Rating
2009	New England	5-0	27	19	70.4	142	5.3	0	0	17	2-18	82.6
2010	New England	5-0	15	7	46.7	122	8.1	1	1	42t	0-0	69.3
2011	New England	3-0	1	1	100.0	22	22.0	0	0	22	0-0	118.8
2012	Arizona	2-1	53	30	56.6	330	6.2	1	2	53	4-30	65.8
2013	Cleveland	3-3	96	57	59.4	615	6.4	5	3	47t	6-48	82.6
2014	Cleveland	14-13	438	242	55.3	3,326	7.6	12	13	81t	24-160	76.5
2015	Houston	11-9	369	224	60.7	2,606	7.1	19	7	49	25-185	91.4
NFL totals		43-26	999	580	58.1	7,163	7.2	38	26	81t	61-441	82.2

Record as Starter: 15-11 (.577) - 2009 (0-0), 2010 (0-0), 2011 (0-0); 2012 (0-1); 2013 (3-0), 2014 (7-7), 2015 (5-3).

ADDITIONAL STATS: Fumbles-Lost -- (11-3): 2009 (0-0), 2010 (0-0), 2011 (0-0), 2012 (1-0); 2013 (0-0); 2014 (4-1); 2015 (6-2).

Year	Team	Rush	Yds	Avg	Lg	TD
2009	New England	10	25	2.5	20	1
2010	New England	10	-8	-0.8	1	0
2011	New England	4	-3	-0.8	0	0
2012	Arizona	1	6	6.0	6	0
2013	Cleveland	6	16	2.7	11	0
2014	Cleveland	24	39	1.6	11	0
2015	Houston	15	44	2.9	15	0
NFL totals		70	119	1.7	20	1

POSTSEASON

Year	Team	GP-GS	Att	Cmp	Pct	Yds	Yds/Att	TD	Int	Lg	Sk-Yds	Rating
2015	Houston	1-1	34	15	44.1	136	4.0	0	4	17	3-24	15.9

SEASON / CAREER / PLAYOFF HIGHS

	2015	Career	Playoff
Attempts.....	49, at MIA (10/25)	54, at MIN (9/22/13)	34 vs. KC (1/9/16)
Completions.....	26, at BUF (12/6)	30, at MIN (9/22/13)	15 vs. KC (1/9/16)
Passing Yards.....	312, vs. IND (10/8)	330, at HOU (11/16/14)	136 vs. KC (1/9/16)
TD Passes.....	3, three times	3, five times	None
Interceptions.....	1, seven times	3, twice	4 vs. KC (1/9/16)
Longest Completion.....	49, vs. NE (12/13)	81t, at CAR (12/21/14)	17 vs. KC (1/9/16)

BRIAN HOYER'S GAME-BY-GAME PASSING 15-11 Regular Season Starting Record (0-1 Postseason Record)

2009 NEW ENGLAND PATRIOTS

Date	W/L	Opp.	Att	Cmp	Yds	Pct.	TD	INT	Lg	Sk/Lst	Rtg
DID NOT PLAY GAMES 1-5											
10/18	W	TEN	11	9	52	81.8	0	0	16	0/0	86.4
10/25	W	at TB	0	0	0	-	0	0	-	0/0	-
DID NOT PLAY GAMES 8-10											
11/30	L	at NO	4	2	19	50.0	0	0	14	1/8	63.5
DID NOT PLAY GAMES 12-14											
12/27	W	JAX	0	0	0	-	0	0	-	0/0	-
1/3	L	at HOU	12	8	71	66.7	0	0	17	1/10	82.3
Totals	0-0		27	19	142	70.4	0	0	17	2/18	82.6

2010 NEW ENGLAND PATRIOTS

Date	W/L	Opp.	Att	Cmp	Yds	Pct.	TD	INT	Lg	Sk/Lst	Rtg
DID NOT PLAY GAMES 1-3											
10/4	W	at MIA	0	0	0	-	0	0	-	0/0	-
DID NOT PLAY GAMES 5-7											
11/7	L	at CLE	2	0	0	0.0	0	1	0	0/0	0.0
DID NOT PLAY GAMES 9-12											
12/12	W	at CHI	0	0	0	-	0	0	-	0/0	-
DID NOT PLAY GAME 14											
12/26	W	at BUF	0	0	0	-	-	0	-	0/0	-
1/2	W	MIA	13	7	122	53.8	1	0	42t	0/0	111.7
Totals	0-0		15	7	122	46.7	1	1	42t	0/0	69.3

2011 NEW ENGLAND PATRIOTS

Date	W/L	Opp.	Att	Cmp	Yds	Pct.	TD	INT	Lg	Sk/Lst	Rtg
DID NOT PLAY GAMES 1-10											
11/27	W	at PHI	0	0	0	-	0	0	-	0/0	-
12/4	W	IND	0	0	0	-	0	0	-	0/0	-
DID NOT PLAY GAMES 13-15											
1/1	W	BUF	1	1	22	100.0	0	0	22	0/0	118.8
Totals	0-0		1	1	22	100.0	0	0	22	0/0	118.8

2012 ARIZONA CARDINALS

Date	W/L	Opp.	Att	Cmp	Yds	Pct.	TD	INT	Lg	Sk/Lst	Rtg
DID NOT PLAY GAMES 1-14											
12/23	L	CHI	19	11	105	57.9	0	1	24	2/12	51.4
12/30*	L	at SF	34	19	225	55.9	1	1	53	2/18	73.8
Totals	0-1		53	30	330	56.6	1	2	53	4/30	65.8

2013 CLEVELAND BROWNS

Date	W/L	Opp.	Att	Cmp	Yds	Pct.	TD	INT	Lg	Sk/Lst	Rtg
DID NOT PLAY GAMES 1-2											
9/22*	W	at MIN	54	30	321	55.6	3	3	47t	3/26	68.5
9/29*	W	CIN	38	25	269	65.8	2	0	39	3/22	103.9
10/3*	W	BUF	24	4	2	50.0	0	0	13	0/0	69.8
INJURED RESERVE GAMES 6-16											
Totals	3-0		96	57	615	59.4	5	3	47t	6/48	82.6

2014 CLEVELAND BROWNS

Date	W/L	Opp.	Att	Cmp	Yds	Pct.	TD	INT	Lg	Sk/Lst	Rtg
9/7*	L	at PIT	30	18	222	60.0	1	0	47	3/24	94.0
9/14*	W	NO	40	24	204	60.0	1	0	28	1/2	81.7
9/21*	L	BAL	25	19	290	76.0	1	0	70	0/0	127.1
10/5*	W	at TEN	37	21	291	56.8	3	1	49	1/7	97.9
10/12*	W	PIT	17	8	217	47.1	1	0	51t	1/7	113.0
10/19*	L	at JAX	41	16	215	39.0	0	1	65	3/18	46.3
10/26*	W	OAK	28	19	275	67.9	1	0	48	1/8	111.5
11/2*	W	TB	34	21	300	61.8	2	2	34t	4/26	85.4
11/6*	W	at CIN	23	15	198	65.2	0	0	28	0/0	92.3
11/16*	L	HOU	50	20	330	40.0	1	1	35	3/20	61.3
11/23*	W	at ATL	40	23	322	57.5	0	3	40	1/9	52.3
11/30*	L	at BUF	30	18	192	60.0	0	2	30	2/14	51.0
12/7*	L	IND	30	13	136	43.3	0	2	27	1/3	29.3
DID NOT PLAY GAME 15											
12/21*	L	at CAR	13	7	134	53.8	1	1	81t	3/22	83.5
Totals	7-6		53	30	330	56.6	1	2	53	4/30	65.8

2015 HOUSTON TEXANS

Date	W/L	Opp.	Att	Cmp	Yds	Pct.	TD	INT	Lg	Sk/Lst	Rtg
9/13*	L	KC	34	18	236	52.9	1	1	32	4/29	72.7
DID NOT PLAY GAMES 2-3											
10/4	L	at ATL	30	17	232	56.7	2	0	42	1/8	103.8
10/8	L	IND	31	24	312	77.4	2	1	42t	0/0	116.6
10/18*	W	at JAX	36	24	293	66.7	3	0	31	1/6	119.3
10/25*	L	at MIA	49	23	273	46.9	3	1	27t	4/22	76.3
11/1*	W	TEN	35	23	235	65.7	2	0	42t	3/21	103.9
11/16*	W	at CIN	22	12	123	54.5	0	1	25	2/10	51.9
DID NOT PLAY GAME 10											
11/29*	W	NO	27	21	205	77.8	2	1	37	1/10	107.6
12/6*	L	at BUF	43	26	293	60.5	3	1	29	2/18	94.4
12/13*	L	NE	22	11	155	50.0	0	0	49	5/54	73.1
DID NOT PLAY GAMES 14-15											
1/3*	W	JAX	40	25	249	62.5	1	1	27	2/7	78.0
Totals	5-4		369	224	2,606	60.7	19	7	49	25/185	91.4
POSTSEASON											
1/9*	L	KC	34	15	136	44.1	0	4	17	3/24	15.9

*Denotes Game Started



30

DEMONTRE
HURST

Ht: 5-10

Age: 25

Bears Season: 3

Acquired: Undrafted free agent in 2013

Wt: 191

College: Oklahoma

NFL Season: 3

DEFENSIVE BACK

PRO CAREER: In two seasons with the Bears (2014-15), appeared in 22 games with 3 starts, recording 41 tackles, 1 interception, 2 pass breakups and 1 forced fumble... Owns 9 STTs... Spent entire 2013 season on Chicago's practice squad after joining the team as an undrafted rookie out of Oklahoma.

CAREER TRANSACTIONS: Entered NFL as an undrafted free agent with Chicago (4/28/13)... Waived by the Bears (8/30/13)... Signed to Chicago's practice squad (9/1/13)... Signed future contract with the Bears (12/30/13)... Waived by Chicago (9/8/14)... Signed by Chicago (9/18/14)... Re-signed with the Bears (2/25/15)... Waived by Chicago (9/19/15)... Signed to the Bears practice squad (9/22/15)... Signed to Chicago's active roster (10/7/15)... Waived by the Bears (10/19/15)... Signed to Chicago's practice squad (10/21/15)... Signed to the Bears active roster (12/12/15). **SIGNED through 2016**

2015 SEASON: Appeared in 7 contests (Games 1, 5-6 & 13-16) starting 1 (Game 15), collecting 6 tackles, 1 pass breakup and 1 STT. **GAMES PLAYED-STARTED: 7-1**

PREVIOUS SEASONS: 2014 - Saw action in 15 contests (Games 1 & 3-15) with 2 starts (Games 8 & 15), recording 35 defensive tackles - including 1.5 TFLs, 1 interception, 1 pass breakup, 2 QB pressures, 1 forced fumble... 8 STTs ranked tied for 5th on the Bears... Amongst Bears CBs, 35 tackles ranked 3rd. **2013** - Spent entire rookie year on Chicago's practice squad.

COLLEGE: A three-year starter (2010-12) during four-year (2009-12) career at Oklahoma... Tallied 178 tackles, 10 TFLs, 2 sacks, 2 INTs, 33 PBUs, 4 FFs and 3 FRs... Named All-Big 12 Second Team by coaches after starting all 13 games at left cornerback as a senior... Named Second-team All-Big 12 by the coaches after his junior campaign.

PERSONAL: Attended Lancaster High School (Texas)... PrepStar All-Midlands Region... Had 75 tackles, 3 FRs, 1 FF and 5 INTs with 1 going back for a TD in his senior season... Also had 2 kickoff returns for TDs... 2008 district MVP... Finished his junior season with 50 tackles and 1 FR.

DEMONTRE HURST'S CAREER STATISTICS

REGULAR SEASON

Year	Team	GP	GS	Tackles					Interceptions					Fumbles			Misc.	
				Tot	S	A	Sk	Yds	No	Yds	Lg	TD	PD	FF	FR	Yds	TFL	STT
2014	Chicago	15	2	35	27	8	0.0	0.0	1	0	-	0	1	1	0	0	1.5	8
2015	Chicago	7	1	6	3	3	0.0	0.0	0	0	-	0	1	0	0	0	0.0	1
NFL totals		22	3	41	30	11	0.0	0.0	1	0	0	0	2	1	0	0	1.5	9

SEASON / CAREER / PLAYOFF HIGHS

	2015	Career	Playoff
Tackles	4, at TB (12/27)	7, vs. MIN (11/16/14)	None
Solos	2, at TB (12/27)	6, vs. MIN (11/16/14)	None
Tackles For Loss	None	1, at DET (11/27/14)	None
Interceptions	None	1, at ATL (10/12/14)	None
Sacks	None	None	None



17

ALSHON
JEFFERY**Ht:** 6-3**Age:** 26**Bears Season:** 5**Acquired:** 2nd round of the 2012 NFL Draft**Wt:** 218**College:** South Carolina**NFL Season:** 5**WIDE RECEIVER**

PRO CAREER: Former Pro Bowler (2013) owns 252 receptions for 3,728 yards (14.8 avg) and 24 touchdowns in 51 career games with 44 starts in four seasons with the Bears (2012-15)... Has 12 career 100-yard receiving games... 12 100-yard receiving games since 2013 ranks tied for 9th in the NFL (Antonio Brown – 22, Demaryius Thomas – 20, Julio Jones – 19, Brandon Marshall – 18, A.J. Green – 15, Odell Beckham – 15, Calvin Johnson – 14, T.Y. Hilton – 13)... Has added 138 rushing yards on 22 carries (6.3 avg)... Earned first Pro Bowl nod and named PFWA's Most Improved Player following the 2013 season... Finished with 1,421 receiving yards in 2013 (2nd most in single-season franchise history) and 1,133 receiving yards in 2014 (8th most)... Had compiled 2 consecutive 1,000-yard receiving seasons (2013-14) becoming 4th Bears player to accomplish that feat: (M.Booker – 2001-02, C.Conway – 1995-96 and B.Marshall 2012-13) and 5th Bears player with multiple 1,000-yard receiving seasons (H.Hill 1954-56)... Twice set the Bears single-game receiving yards mark in 2013 with 218 vs. NO (10/6) and 249 at MIN (12/1)... His 3,361 receiving yards since the start of the 2013 season are ninth most in the NFL during that time... Holds the eighth spot in Bears single-season history for receptions with 89 in 2013 and holds the tenth spot with 85 in 2014... 3,728 receiving yards are the most by a Bears player in his first four NFL seasons... As a rookie, averaged 36.7 receiving yards per game which ranks eighth in Bears single-season history among rookies... Led Bears receiving corps in yards per reception in 2012 (15.3), 2013 (16.0), 2014 (13.3)... Averaged 89.7 receiving ypg in 2015, which ranked 8th in the NFL.

HONORS & AWARDS: 2013 - Pro Bowl; PFWA Most Improved Player

CAREER TRANSACTIONS: Drafted in the second round (50th overall) of the 2012 NFL Draft (4/27/12)... Signed a 4-year contract with Chicago (5/2/12). **SIGNED through 2016**

2015 SEASON: Appeared in 9 contests (Games 1, 6-9 and 11-14) with 8 starts, grabbing 54 receptions for team-high 807 yards (14.9 avg) and 4 touchdowns... Inactive Games 2-5 due to a hamstring injury, Game 10 due to groin/shoulder injuries and Game 15 due to a hamstring injury... Placed on IR with a hamstring injury prior to Game 16... Had 4 games with 100 receiving yards (147 in Game 6 at DET; 116 in Game 7 vs. MIN; 151 in Game 8 at SD; 107 in Game 13 vs. WAS)... Ranked 8th in the NFL and 4th in Bears single season annals in receiving yards per game (89.7)... 3 consecutive 100-yard receiving games (147 in Game 6 at DET; 116 in Game 7 vs. MIN; 151 in Game 8 at SD) tied Jeff Graham and Harlon Hill for the franchise record. **GAMES PLAYED-STARTED: 16-16**

PREVIOUS SEASONS: **2014** - Put together second consecutive 1,000-yard receiving season after leading Bears with 1,133 yards and 10 touchdown grabs on 85 catches... Added 33 rushing yards on 6 carries while starting all 16 contests... Had TD catch in 6-straight games from November 16 - December 14, becoming the third player in franchise history to accomplish the feat, joining Curtis Conway (1995) and Ken Kavanaugh (1947), who each had 7-straight games with TD grab. **2013** - Earned his first trip to the Pro Bowl and was named PFWA's Most Improved Player after recording 89 catches for 1,421 yards (16.0 ypc) and 7 TDs... Set the top two marks for receiving yards in a game with 218 vs. NO (10/6/13) and 249 at MIN (12/1/13)... One-of-eight players in NFL history to record two 200 yard receiving games in one season... Combined with Brandon Marshall to become the second set of Bears receivers to both have 1,000 yard seasons in franchise annals, while their 2,716 combined receiving yards became the most by a duo in team history... His 12 receptions at MIN (12/1/13) ranks tied for fourth in team history... 105 rushing yards in 2013 are the most by a Bears receiver in a single season. **2012** - Appeared in 10 games for Chicago with 6 starts, catching 24 passes for 367 yards and 3 touchdowns... 15.3 yards per catch was highest on the team... Ranked third on the team in receiving yards... Finished 10th among NFL rookies in receiving yards, tied for sixth in TD receptions and fourth in yards per catch (among rookies with at least 20-plus catches)... Eighth in franchise history among



CHICAGO BEARS PLAYERS

rookies in receiving yards per game (36.7)... Made first career start on September 23 vs. STL... Missed Weeks 7-10 with hand injury and Weeks 12-13 with knee injury.

COLLEGE: Played in 39 games at South Carolina (2009-11), making 32 starts for the Gamecocks... Finished with 183 catches (second in school history) for 3,042 yards (first in school history and second most in SEC history) and 23 TDs (tied for first in school history)... Returned 1 kickoff for 35 yards... Team captain and 2nd team all-SEC as a junior... Biletnikoff finalist, All-American and unanimous first-team all-SEC as a sophomore... First-team Freshman All-American, first-team SEC all-freshman and fourth-team all-SEC as a true freshman.

PERSONAL: Attended Calhoun County High School (St. Matthews, SC)... Named first-team all-state by *The State* as a defensive back... Caught 35 passes for 740 yards and 14 TDs as a senior... Averaged 65 yards on kickoff returns and 35 yards on punt returns with three touchdowns... Totaled 50 tackles on defense... Also was a standout on the basketball court... Helped Calhoun County win four state titles.

ALSHON JEFFERY'S NFL STATISTICS

REGULAR SEASON												
Year	Team	GP-GS	Rec	Yds	Avg	Lg	TD	Rush	Yds	Avg	Lg	TD
2012	Chicago	10-6	24	367	15.3	55	3	0	0	-	-	0
2013	Chicago	16-14	89	1,421	16.0	80t	7	16	105	6.6	38	0
2014	Chicago	16-16	85	1,133	13.3	74	10	6	33	5.5	12	0
2015	Chicago	9-8	54	807	14.9	50	4	0	0	-	-	0
NFL totals		51-44	252	3,728	14.8	80t	24	22	138	6.3	38	0
SEASON / CAREER / PLAYOFF HIGHS												
2015			Career					Playoff				
Receptions.....			10, twice.....12, at MIN (12/1/13).....					None				
Receiving Yards.....			151, at SD (11/9).....249, at MIN (12/1/13).....					None				
Longest Reception.....			50, vs. WAS (12/13).....80t, at MIN (12/1/13).....					None				
Receiving TDs.....			1, four times.....2, twice.....					None				

ALSHON JEFFERY'S GAME-BY-GAME OFFENSIVE STATS 19-25 Regular Season Starting Record

2012 CHICAGO BEARS								2014 CHICAGO BEARS								
Date	W/L	Opp.	Rec	Yds	Avg	Long	TD	Date	W/L	Opp.	Rec	Yds	Avg	Long	TD	
9/9	W	IND	3	80	26.7	42t	1	9/7*	L	BUF	5	71	14.2	44	0	
9/13	L	at GB	1	7	7.0	7	0	9/14*	W	at SF	3	47	15.7	29	0	
9/23*	W	STL	5	45	9.0	10	0	9/22*	W	at NYJ	8	105	13.1	42	0	
10/1	W	at DAL	3	32	10.7	16	0	9/28*	L	GB	4	39	9.8	13	1	
10/7*	W	at JAX	2	20	10.0	10t	1	10/5*	L	at CAR	6	97	16.2	31	1	
INACTIVE WEEKS 7-10 DUE TO INJURY								10/12*	W	at ATL	5	136	27.2	74	0	
11/19	L	at SF	2	15	7.5	9	0	10/19*	L	MIA	2	9	4.5	5	0	
INACTIVE WEEKS 12-13 DUE TO INJURY								10/26*	L	at NE	5	59	11.8	22	1	
12/9*	L	at MIN	3	57	19.0	30	1	11/9*	L	at GB	6	63	10.5	22	0	
12/16*	L	GB	0	0	-	-	0	11/16*	W	MIN	11	135	12.3	34	1	
12/23*	W	at ARZ	1	35	35.0	35	0	11/23*	W	TB	3	22	7.3	16	1	
12/30*	W	at DET	4	76	19.0	55	0	11/27*	L	at DET	9	71	7.9	26	2	
Totals	4-2		24	367	15.3	55	3	12/4*	L	DAL	6	95	15.8	27t	1	
2013 CHICAGO BEARS								12/15*	L	NO	4	78	19.5	35	1	
Date	W/L	Opp.	Rec	Yds	Avg	Long	TD	12/21*	L	DET	6	72	12.0	20t	1	
9/8	W	CIN	5	42	8.4	18	0	12/28*	L	at MIN	2	34	17.0	19	0	
9/15*	W	MIN	1	11	11.0	11	0	Totals	5-11		85	1,133	13.3	74	10	
9/22*	W	at PIT	7	51	7.3	9	0	2015 CHICAGO BEARS								
9/29*	L	at DET	5	107	21.4	44	1	<th>Date</th> <th>W/L</th> <th>Opp.</th> <th>Rec</th> <th>Yds</th> <th>Avg</th> <th>Long</th> <th>TD</th>	Date	W/L	Opp.	Rec	Yds	Avg	Long	TD
10/6*	L	NO	10	218	21.8	58	1	9/13	L	GB	5	78	15.6	25	0	
10/10*	W	NYG	1	27	27.0	27	0	9/20	L	ARI	INACTIVE					
10/20*	L	at WAS	4	105	26.3	35	0	9/27	L	at SEA	INACTIVE					
11/4*	W	at GB	5	60	12.0	16	1	10/4	W	OAK	INACTIVE					
11/10*	L	DET	9	114	12.7	18	0	10/11	W	at KC	INACTIVE					
11/17*	W	BAL	7	83	11.9	18	0	10/18*	L	at DET	8	147	18.4	45	1	
11/24	L	at STL	4	42	10.5	18	0	11/1*	L	MIN	10	116	11.6	28	1	
12/1*	L	at MIN	12	249	20.8	80t	2	11/9*	W	at SD	10	151	15.1	47	0	
12/9*	W	DAL	5	84	16.8	26	1	11/15*	W	at STL	3	23	7.7	10	0	
12/15*	W	at CLE	5	72	14.4	45t	1	11/22	L	DEN	INACTIVE					
12/22*	L	at PHI	6	76	12.7	21	0	11/26*	W	at GB	7	90	12.9	22	0	
12/29*	L	GB	3	80	26.7	67	0	12/6*	L	SF	4	85	21.3	31	0	
Totals	7-7		89	1,421	16.0	80t	7	12/13*	L	WAS	6	107	17.8	50	1	
								12/20*	L	at MIN	1	10	10.0	10t	1	
								12/27	W	at TB	INACTIVE					
								1/3		DET						
								Totals	3-5		54	807	14.9	50	4	

*Denotes Game Started



52 CHRISTIAN JONES

Ht: 6-3

Age: 25

Bears Season: 3

Acquired: Undrafted free agent in 2014

Wt: 251

College: Florida State

NFL Season: 3

LINEBACKER

PRO CAREER: In two seasons, appeared in 31 contests with 18 starts all with the Bears (2014-15)... Owns 196 tackles, 2 sacks, 4 TFLs, 2 fumble recoveries and 4 pass breakups... Adds 15 STTs... Finished third on the Bears in both defensive tackles (98) and special teams tackles (11) in 2014 and placed second in defensive tackles (98) in 2015... 196 tackles leads the Bears over the previous two seasons (2014-15).

CAREER TRANSACTIONS: Signed by Chicago (5/11/14). **SIGNED through 2016**

2015 SEASON: Appeared in 15 contests (Games 1-13 & 15-16), starting at ILB in 13 contests (Games 1-2, 4-10, 12-13 & 15-16), gathering 98 tackles (2nd on the team), 2 TFLs, 1 fumble recovery, 4 pass breakups and 4 STTs... Inactive Game 14. **GAMES PLAYED-STARTED: 15-13**

PREVIOUS SEASONS: 2014 - Saw action in all 16 contests in rookie season for Chicago, making 5 starts (Games 6, 8 & 14-16), finishing third on the team with 98 tackles - including 2 sacks and 2 additional TFLs... Added 4 QB pressures and 1 fumble recovery on defense... Finished third on the team with 11 special teams tackles... Had 3 double-digit tackle contests, pacing the Bears in tackles in each of those games (10/26 at NE, 12/15 vs. NO and 12/21 vs. DET).

COLLEGE: Started 40-of-54 games at FSU, accounting for 225 tackles, 8 sacks, 17 TFLs, 2 forced fumbles, 1 fumble recovery and 1 pass deflection... Moved to strong-side LB position in the latter half of his senior season, helping FSU to National Championship while contributing to the nation's top-ranked scoring defense (12.1 ppg) and third-ranked total defense (281.4 ypg)... Started all 14 games at weakside linebacker his junior season, leading the team in tackles with 95 stops, helping Florida State's defense lead the nation in yards allowed per play (3.86) and rank second nationally in total defense (254.14 ypg)... As a sophomore, was named a starter at strong-side linebacker and finished second on the team in tackles (56) after starting all 13 games... Was voted one of three Mr. Versatiles at the FSU annual awards banquet... Saw action in all 14 games as a true freshman on special teams and some spot duty at linebacker... Recipient of the Devaughn Darling Award, given to the top freshman on the defense.

PERSONAL: Played high school football at Lake Howell... Five-star linebacker by multiple outlets... Father Willie Jones, Sr. starred for Florida State at defensive end, a position also played by his brother Willie Jones, Jr... Collected 126 tackles, including 12 for losses and 4 sacks as a senior and finished three-year Lake Howell career with 326 tackles... Participated in the Under Armour All-Star Game.



CHRISTIAN JONES' CAREER STATISTICS

REGULAR SEASON

Year	Team	GP	GS	Tackles						Interceptions				Fumbles			Misc.	
				Tot	S	A	Sk	Yds	No	Yds	Lg	TD	PD	FF	FR	Yds	TFL	STT
2014	Chicago	16	5	98	54	44	2.0	4.0	0	0	-	0	0	0	1	2	2.0	11
2015	Chicago	15	13	98	70	28	0.0	0.0	0	0	-	0	4	0	1	0	2.0	4
NFL Totals		31	18	196	124	72	2.0	4.0	0	0	0	0	4	0	2	2	4.0	15

SEASON / CAREER / PLAYOFF HIGHS

	2015	Career	Playoff
Tackles.....	9, twice.....	18, vs. DET (12/21/14).....	None
Solos.....	7, twice.....	13, vs. DET (12/21/14).....	None
Tackles For Loss.....	1, twice.....	1, three times.....	None
Sacks.....	None.....	1, twice.....	None

CHRISTIAN JONES' GAME-BY-GAME DEFENSIVE STATS 6-12 Regular Season Starting Record (1-1 Postseason Record)

2014 CHICAGO BEARS

Date	W/L	Opp.	Tkls-S	Sk-YL	INT-Yds	PD	FF	FR	TFL
9/7	L	BUF	0-0	0-0	0-0	0	0	0	0
9/14	W	at SF	0-0	0-0	0-0	0	0	0	0
9/22	W	at NYJ	0-0	0-0	0-0	0	0	0	0
9/28	L	GB	0-0	0-0	0-0	0	0	0	0
10/5	L	at CAR	4-1	0-0	0-0	0	0	0	0.5
10/12*	W	at ATL	6-3	0-0	0-0	0	0	0	0
10/19	L	MIA	2-1	0-0	0-0	0	0	0	0
10/26*	L	at NE	16-7	0-0	0-0	0	0	0	0
11/9	L	at GB	5-3	0-0	0-0	0	0	0	1
11/16	W	MIN	0-0	0-0	0-0	0	0	0	0
11/23	W	TB	8-5	0-0	0-0	0	0	1	0
11/27	L	at DET	9-2	0-0	0-0	0	0	0	0.5
12/4	L	DAL	8-5	0-0	0-0	0	0	0	0
12/15*	L	NO	15-8	0-0	0-0	0	0	0	0
12/21*	L	DET	18-13	1-1	0-0	0	0	0	0
12/28*	L	at MIN	7-6	1-3	0-0	0	0	0	0
Totals	1-4		98-54	2-4	0-0	0	0	1	2

2015 CHICAGO BEARS

Date	W/L	Opp.	Tkls-S	Sk-YL	INT-Yds	PD	FF	FR	TFL
9/13*	L	GB	9-7	0-0	0-0	0	0	0	0
9/20*	L	ARI	6-4	0-0	0-0	0	0	0	0
9/27	L	at SEA	8-6	0-0	0-0	0	0	0	0
10/4*	W	OAK	5-4	0-0	0-0	0	0	0	1
10/11*	W	at KC	8-6	0-0	0-0	1	0	0	0
10/18*	L	at DET	9-6	0-0	0-0	1	0	0	0
11/1*	L	MIN	6-4	0-0	0-0	0	0	0	1
11/9*	W	at SD	9-7	0-0	0-0	1	0	1	0
11/15*	W	at STL	3-3	0-0	0-0	0	0	0	0
11/22*	L	DEN	8-4	0-0	0-0	0	0	0	0
11/26	W	at GB	6-5	0-0	0-0	0	0	0	0
12/6*	L	SF	2-2	0-0	0-0	0	0	0	0
12/13*	L	WAS	8-4	0-0	0-0	0	0	0	0
12/20	L	at MIN	INACTIVE						
12/27*	W	at TB	6-4	0-0	0-0	1	0	0	0
1/3*	L	DET	5-4	0-0	0-0	0	0	0	0
Totals	5-8		98-70	0-0	0-0	4	0	1	2

*Denotes Game Started

WANNA BE LIKE MIKE

Former Bears linebacker Mike Singletary is the franchise's all-time leader in Pro Bowl selections, earning 10 appearances during his 12-year career (1981-92). Singletary is followed on the list by fellow Hall of Famers Walter Payton (9 selections), Doug Atkins (8), Dick Butkus (8) and Bill George (8), and linebackers Brian Urlacher (8) and Lance Briggs (7).

Since the first Bears players earned Pro Bowl honors in 1951, a total of 86 Bears players have earned a total of 227 Pro Bowl selections.

Listed below are all Bears players who earned four or more selections while the third column lists current Bears players who have been named to the team at least one time. The entire list by individual selections earned can be found on page 290, by year on pages 457-459.

Name, Pos	Pro Bowls
Mike Singletary, LB.....	10
Walter Payton, RB.....	9
Doug Atkins, DE.....	8
Dick Butkus, LB.....	8
Bill George, LB.....	8
Brian Urlacher, LB.....	8
Lance Briggs, LB.....	7
Jay Hilgenberg, C.....	7
Stan Jones, G.....	7
Olin Kreutz, C.....	6
Rick Casares, RB.....	5

Name, Pos	Pro Bowls
Mike Ditka, TE.....	5
Joe Fortunato, LB.....	5
Gale Sayers, RB.....	5
Neal Anderson, RB.....	4
George Connor, T/LB.....	4
Richard Dent, DE.....	4
Dave Duerson, S.....	4
Dan Hampton, DE/DT.....	4
Richie Petitbon, DB.....	4
Ed Sprinkle, DE.....	4
Fred Williams, DT.....	4

Current Bears, Pos	Pro Bowls
Kyle Long, G.....	3
Robbie Gould, PK.....	1
Alshon Jeffery, WR.....	1

Number in () denotes total Pro Bowl selections



29

HAROLD JONES-QUARTEY

Ht: 5-11 Wt: 210
Age: 22 College: Findlay
Bears Season: 2 NFL Season: 2
Acquired: Acquired from waivers in 2015 (ARI)

DEFENSIVE BACKS

PRO CAREER: Begins second NFL season, appearing in 13 games with 4 starts for the Chicago Bears (2015)... Owns 29 tackles, 1 interceptions 3 pass breakups and 1 forced fumble... Adds 6 STTs... Originally entered the league as an undrafted free agent with the Arizona Cardinals (2015)... He and teammate Jonathan Anderson became the first pair of undrafted rookies to record interceptions in the same season in Bears history.

CAREER TRANSACTIONS: Signed with the Arizona Cardinals as an undrafted free agent (5/11/15)... Waived by Arizona (9/5/15)... Acquired from waivers by the Chicago Bears (9/6/15). **SIGNED through 2017**

2015 SEASON: Played in 13 games (Games 1-6 & 10-16), starting 4 (Games 5-6 & 16), producing 29 tackles, 1 interception, 3 pass breakups and 1 forced fumble... Added 6 STTs... Recorded first career interception and first career forced fumble in Game 15... He and teammate Jonathan Anderson became the first pair of undrafted rookies to record interceptions in the same season in Bears history... Active but did not play in Game 7 and inactive in Games 8-9. **GAMES PLAYED-STARTED: 13-4**

COLLEGE: Played in 43 games in four seasons at Division II Findlay, where he totaled 241 tackles, 9 TFLs, 4 INTs, 21 pass breakups and 3 forced fumbles... Added 23 receptions for 294 yards and a TD while playing wide receiver his first two seasons... Earned all-conference honors each of his last two seasons after moving to safety full-time... Honorable mention All-American by D2Football.com and second-team all-conference choice as a senior in 2014, when he led the team with 105 tackles and ranked third in the conference with 70 solo stops... Also had 1.5 sacks, 3.5 TFLs, 8 pass breakups, a forced fumble and a fumble recovery in 11 games... Earned first-team all-league honors as a junior, his first year playing defense full-time... Started all 11 games and posted a team-high 92 tackles, 4.5 TFLs, 3 INTs, 12 pass breakups and a forced fumble... Split time between receiver and safety as a sophomore, playing in all 10 games and catching 15 passes for 174 yards while recording 40 tackles, 1 INT that he returned for a TD and one pass breakup... Saw action in all 11 games as a freshman in 2011, catching 8 passes for 120 yards and a TD and adding 4 tackles and a forced fumble on defense.

PERSONAL: Attended Horizon Science (Columbus, OH) Academy where he was a three-time letter winner... Earned all-district honors twice.

HAROLD JONES-QUARTEY'S CAREER STATISTICS

REGULAR SEASON																	
Year	Team	GP	GS	Tackles					Interceptions					Fumbles			Misc.
				Tot	S	A	Sk	Yds	No	Yds	Lg	TD	PD	FF	FR	Yds	TFL STT
2015	Chicago	13	4	29	21	8	0.0	0.0	1	23	23	0	3	1	0	0	0.0 6
SEASON / CAREER / PLAYOFF HIGHS																	
2015				Career					Playoff								
Tackles.....				8, vs. DET (1/3).....					Same.....					None			
Solos.....				8, vs. DET (1/3).....					Same.....					None			
Tackles For Loss.....				None.....					None.....					None			
Interceptions.....				1, at TB (12/27).....					Same.....					None			

JONES-QUARTEY



33 JEREMY LANGFORD

Ht: 6-0 **Wt:** 211
Age: 24 **College:** Michigan State
Bears Season: 2 **NFL Season:** 2
Acquired: 4th round of the 2015 draft (106th overall)

RUNNING BACK

PRO CAREER: Begins second professional, starting 2-of-16 contests, carrying the ball 148 times for 537 yards (3.6 avg) and 6 touchdowns and grabbing 22 receptions for 279 yards (12.7 avg) and 1 touchdown... Adds a 2-point conversion run and 1 STT... One-of-three players in franchise history with 100 receiving yards, 1 rushing touchdown and 1 receiving touchdown in a single game (109 receiving yards, 1 receiving touchdown and 1 rushing touchdown in Game 9 at St. Louis) along with Walter Payton and Gale Sayers... One-of-three rookies in NFL history with 70 rushing yards, a rushing touchdown, 100 receiving yards and a receiving TD in the same game (73 rushing yards, 1 rush touchdown, 109 receiving yards, 1 receiving touchdown in Game 9 at St. Louis) along with Jahvid Best (9/19/2010) and Gale Sayers (10/3/1965).

CAREER TRANSACTIONS: Selected by the Chicago Bears in the 4th round (106th overall) in the 2015 NFL Draft... Signed with the Bears (5/5/15). **SIGNED through 2018**

2015 SEASON: Appeared in all 16 contests with 2 starts (Games 9-10), rushing for 537 yards on 148 attempts (3.6 avg) and 6 touchdowns and notching 22 receptions for 279 yards (12.7 avg) and 1 touchdown... Added a 2-point conversion run and 1 STT... Amongst NFL rookies, ranked 9th in yards from scrimmage, 7th in rushing yards, and 5th in receiving yards and 5th in total touchdowns among rookie RBs... One-of-three players in franchise history with 100 receiving yards, 1 rushing touchdown and 1 receiving touchdown in a single game (109 receiving yards, 1 receiving touchdown and 1 rushing touchdown in Game 9 at St. Louis) along with Walter Payton and Gale Sayers... One-of-three rookies in NFL history with 70 rushing yards, a rushing touchdown, 100 receiving yards and a receiving TD in the same game (73 rushing yards, 1 rush touchdown, 109 receiving yards, 1 receiving touchdown in Game 9 at St. Louis) along with Jahvid Best (9/19/2010) and Gale Sayers (10/3/1965). **GAMES PLAYED-STARTED: 16-2**

COLLEGE: Four-year letter winner out of Michigan State, rushed for 2,967 yards on 577 carries (5.1 avg) with 40 touchdowns in his career... Appeared in 50 career games, starting 27... Finished his Spartan career ranked among MSU's all-time leaders in rushing TDs (2nd with 40), rushing yards (8th with 2,967) and carries (9th with 577)... Scored the most rushing touchdowns (40) in a two-season span in school history... Finished with 18 career 100-yard rushing games, third most in MSU history... Closed his career in conference games by rushing for more than 100 yards in 16 consecutive games against Big Ten opponents, an FBS record for regular-season conference games since STATS began tracking such records in 1996... Added 39 receptions for 219 yards (5.6 avg) and 1 touchdown... Entered the program as a running back, but also spent time at cornerback and wide receiver during his career.

PERSONAL: Two-way starter at John Glenn High School in Westland, Michigan... Named to SuperPrep's and PrepStar's All-Midwest Teams... Ranked among the nation's top 100 running backs by Scout.com (No. 73)... Associated Press Division 1-2 All-State selection... Named to The Detroit News All-Metro West and Detroit Free Press All-West Teams... Rushed 205 times for 1,932 yards (9.4 avg.) and 24 touchdowns as a senior.

LANGFORD

JEREMY LANGFORD'S NFL STATISTICS

REGULAR SEASON

Year	Team	GP-GS	Rush	Yds	Avg	Lg	TD	Rec	Yds	Avg	Lg	TD	STT
2015	Chicago	16-2	148	537	3.6	23	6	22	279	12.7	83t	1	1

ADDITIONAL STATS: 2-pt conversions - 1: 2015 - 1 (1 rushing).

SEASON / CAREER / PLAYOFF HIGHS

	2015	Career	Playoff
Rushes	20, at STL (11/15)	Same	None
Rushing Yards	83, at TB (12/27)	Same	None
Longest Run	23, at STL (11/15)	Same	None
Rushing TDs	1, six times	Same	None
Receptions	7, at STL (11/15)	Same	None
Receiving Yards	109, at STL (11/15)	Same	None
Longest Reception	83t, at STL (11/15)	Same	None
Receiving TDs	1, at STL (11/15)	Same	None

JEREMY LANGFORD'S GAME-BY-GAME RUSHING AND RECEIVING 1-1 Regular Season Starting Record

2015 CHICAGO BEARS

Date	W/L	Opp.	Rush	Yards	Avg.	Lg	TD	Rec.	Yards	Avg.	Lg	TD
9/13	L	GB	1	1	1.0	1	0	0	0	-	-	0
9/20	L	ARI	6	21	3.5	6	1	0	0	-	-	0
9/27	L	at SEA	0	0	-	-	0	0	0	-	-	0
10/4	W	OAK	1	4	4.0	4	0	0	0	-	-	0
10/11	W	at KC	2	-2	-1.0	0	0	1	14	14.0	14	0
10/18	L	at DET	5	10	2.0	6	1	1	17	17.0	17	0
11/1	L	MIN	12	46	3.8	9	0	0	0	-	-	0
11/9	W	at SD	18	72	4.0	16	1	3	70	23.3	31	0
11/15*	W	at STL	20	73	3.7	23	1	7	109	15.6	83t	1
11/22*	L	DEN	13	25	1.9	5	1	3	17	5.7	9	0
11/26	W	at GB	12	48	4.0	14	1	1	5	5.0	5	0
12/6	L	SF	12	59	4.9	14	0	2	9	4.5	7	0
12/13	L	WAS	11	37	3.4	9	0	3	27	9.0	11	0
12/20	L	at MIN	11	46	4.2	10	0	1	11	11.0	11	0
12/27	W	at TB	19	83	4.4	11	0	0	0	-	-	0
1/3	L	DET	5	14	2.8	4	0	0	0	-	-	0
Totals	1-1		148	537	3.6	23	6	22	279	12.7	83t	1

ROOKIE IMPACT

Bears RB [Jeremy Langford](#) had 109 receiving yards, one receiving TD and one rushing TD (to go along with 73 rushing yards) in Game 9 at St. Louis in 2015. Langford is just the third player in Bears franchise history with 100 receiving yards, 1 rushing touchdown and 1 receiving touchdown in a single game, joining Pro Football Hall of Famers Walter Payton and Gale Sayers.

BEARS PLAYERS w/ 100 REC. YDs, 1 RUSH TD & 1 REC. TD

In a Single Game

Player	Date	Opp	Rec. Yds	Rec. TD	Rush TD
Jeremy Langford	11/15/15	at STL	109	1	1
Walter Payton	11/24/77	at DET	107	1	1
Gale Sayers	10/3/65	at GB	104	1	1

Additionally, Langford became just the third rookie in NFL history with at least 70 rushing yards, a touchdown run, 100 receiving yards and a touchdown catch. The only other two rookie running backs to accomplish the feat are Pro Football Hall of Famer Gale Sayers (October 3, 1965) and Detroit's Jahvid Best (September 19, 2010).

NFL ROOKIES w/ 70 RUSH YDs, RUSH TD, 100 REC. YDs & REC. TD

In a Single Game

Player	Team	Date & Opp	Rush Yds	Rec. TDs	Yds	TDs
J. Langford	CHI	11/15/15 at STL	73	1	109	1
Jahvid Best	DET	9/19/10 vs. PHI	78	2	154	1
Gale Sayers	CHI	10/3/65 at GB	80	1	104	1



62 TED LARSEN

Ht: 6-2 Wt: 315
Age: 28 College: NC State
Bears Season: 1 NFL Season: 7
Acquired: Unrestricted free agent in 2015 (ARI)

OFFENSIVE LINE

PRO CAREER: Started 57-of-86 career contests for the Tampa Bay Buccaneers (2010-13) and Arizona Cardinals (2014-15)... Originally entered the NFL with the New England Patriots (2010)... Started 34 games at left guard, 13 games at right guard and 10 games at center during his NFL career in the regular season... Added 2 starts at right guard and 1 at left guard in the playoffs... Appeared in all 16 contests in four (2011-14) of his six NFL seasons.

CAREER TRANSACTIONS: Drafted in the 6th round (205th overall) of the 2010 NFL Draft by the New England Patriots... Signed with the Patriots (5/18/10)... Waived by New England (9/4/10)... Acquired from waivers by the Tampa Bay Buccaneers (9/5/10)... Signed with the Arizona Cardinals (3/12/14)... Signed with the Chicago Bears (3/31/16). **SIGNED through 2017**

2015 SEASON: Started 10-of-10 games for Arizona, helping the team gain 6,692 yards from scrimmage, which ranked 2nd in the NFL and 2nd in franchise annals... Part of an offensive line that allowed just 27 sacks (tied for 4th fewest in the NFL)... Started both postseason contests... Made 3 starts at left guard and 7 at right guard. **GAMES PLAYED-STARTED: 10-10**

PREVIOUS SEASONS: 2014 - Started all 16 games for the first time in his career... Part of an offensive line that allowed just 28 sacks on the season, tied for the 6th fewest in the NFL... Started 1 playoff game for Arizona... Started 14 regular season games and one postseason at LG and two regular season games at RG. **2013** - Appeared in all 16 games for the third consecutive season, notching 4 starts... Started 2 games at center and left guard. **2012** - Started 13-of-16 contests for Tampa Bay... Started the first 4 games of the season at RG before making 9 starts at center in Games 8-16. **2011** - Appeared in all 16 games for the first time in his career, including 3 starts at left guard. **2010** - Started 11-of-12 games his rookie season, with all 11 starts coming at left guard... Buccaneers finished with a 7-4 record in the games he started.

COLLEGE: Started 30-of-43 games at North Carolina State, including 5 starts in 23 games at defensive tackle and 25 starts at center... Played DT during his first three seasons (2005-07), including a redshirt year in 2005 where he appeared on the scout team, before switching to center for his final two seasons of eligibility... Recorded 23 tackles, 4 sacks, 5.5 TFLs, a pass breakup and a forced fumble during his time on defense and 185 knockdowns, 19 touchdown-resulting blocks and 8 downfield blocks during his two seasons on the offensive line... As a senior in 2009, named to the watch list for the Rimington Trophy as the nation's top center and earned All-ACC second-team honors by the NFL Draft Report... Never played center before the position switch... Earned N.C. State's Jim Ritcher Award for the most outstanding offensive lineman.

PERSONAL: Attended University (Palm Harbor, FL) High School where he was named as the district Player of the Year by The Florida Athletic Coaches Association and earned All-Pinellas County first-team and All-Sun Coast Florida second-team honors as a senior, when he recorded 65 tackles, including 8 sacks and 1 blocked kick... As a junior, was named all-county second-team after tallying 85 tackles and 15 sacks... Also competed in the shot put and the discus during track season.


TED LARSEN'S NFL STATISTICS

REGULAR SEASON

GAMES PLAYED-STARTED - 86-57: 2010 TB (12-11); 2011 TB (16-3); 2012 TB (16-13); 2013 TB (16-4); 2014 ARI (16-16); 2015 ARI (10-10).

POSTSEASON

GAMES PLAYED-STARTED - 3-3: 2014 ARI (1-1); 2015 ARI (2-2).



82

KHARI
LEE

Ht: 6-4
Age: 24
Bears Season: 2
Acquired: Trade with HOU in 2015

Wt: 253
College: Bowie State
NFL Season: 2

TIGHT END

PRO CAREER: In one season, has appeared in 16 games with 7 starts, hauling in 1 reception for 7 yards for the Chicago Bears (2015).

CAREER TRANSACTIONS: Signed with the Houston Texans as an undraft-ed free agent (5/8/15)... Traded to the Chicago Bears for a 6th-round draft pick in 2017 (9/2/15). **SIGNED through 2017**

2015 SEASON: Appeared in all 16 games for Chicago, with 7 starts (Games 1, 3-4, 10-11, 14 & 16)... Hauled in 1 reception for 7 yards... Frist career NFL reception came in Game 11 at Green Bay (7 yards). **GAMES PLAYED-STARTED: 16-7**

COLLEGE: Played in 40 games at Bowie State, compiling 107 receptions for 1,255 yards (11.7 avg) and 4 touchdowns... Carried the ball 10 times for 55 rushing yards in his career (5.5 avg.)... Totaled 1,310 all-purpose yards... All-CIAA First Team (2012, 2013 and 2014)... Don Hansen Super Region One Third Team (2013 and 2014)... East-West Shrine Bowl Participant (2014)... D2Football.com All-American (2014)... Team Offensive MVP (2014)... Played in 10 games as a senior, compiling 34 receptions for a career-high 389 yards (11.4 avg) and 1 touchdown... As a junior, played in 10 games, compiling 34 receptions for 352 yards (10.4 avg) and 1 touchdown... Played in 10 games, compiling 27 receptions for 351 yards (13.0 avg) and a career-high 2 touchdowns during his sophomore campaign... Played in 10 games as a freshman... Compiled 12 receptions for 163 yards (13.6 avg).

PERSONAL: Attended Western Tech in Baltimore, MD... Named team MVP (Football 2010 and Basketball 2011), All-County First Team (2010) and All-State Honorable Mention (2010).

OFFENSIVE PRODUCTION

The Chicago Bears offense finished the 2015 regular season ranked third in franchise single-season history in completion percentage (63.9) and interception percentage (2.3), fourth in gross passing yards (3,843) and third-down percentage (42.5), fifth in net passing yards (3,660) and sixth in passer rating (89.7) and total net yards (5,514). The offenses' 21 turnovers were fewest in franchise history in a 16-game season.

2015 OFFENSE SINGLE-SEASON RANKS
Bears Franchise History (* 16-game seasons)

Category	Rank (Stat)	Top Season (Stat)
Passer Rating	6th (89.7)	2013 (96.9)
Completions	6th (334)	1999 (404)
Attempts	T-12th (523)	1999 (684)
Comp. %	3rd (63.9)	2015 (65.0)
Total Net Yards	6th (5,514)	2013 (6,109)
Gross Passing Yards	4th (3,843)	2013 (4,450)
Net Passing Yards	5th (3,660)	2013 (4,281)
INT %	3rd (2.3)	1995 (1.9)
3rd Down %	4th (42.5)	1989 (43.9)
Fewest Team Turnovers *	1st (21)	



72 CHARLES LENO

Ht: 6-3 Wt: 305
Age: 24 College: Boise State
Bears Season: 3 NFL Season: 3
Acquired: 7th round of the 2014 draft

OFFENSIVE LINE

PRO CAREER: Appeared in 22 contests with 14 starts in two seasons with Chicago (2014-15)... Owns 13 starts at LT and 1 start as a sixth eligible lineman... In 2015, helped the Bears offense to franchise's fourth-highest single-season gross passing total in 2015 (3,843 yards), fifth-highest single-season net passing total (3,660 yards) and sixth highest total for net yards (5,514). Made NFL debut on November 9, 2014 at Green Bay... Made first NFL start on November 16, 2014 versus Minnesota as a sixth eligible lineman.

CAREER TRANSACTIONS: Selected by the Chicago Bears in the 7th round (246th overall) of the 2014 NFL Draft... Signed 4-year contract with the Bears (5/13/14). **SIGNED through 2017**

2015 SEASON: Appeared in all 16 contests, with 13 starts (Games 4-16) at LT... Helped the Bears offense to franchise's fourth-highest single-season gross passing total in 2015 (3,843 yards), fifth-highest single-season net passing total (3,660 yards) and sixth highest total for net yards (5,514). **GAMES PLAYED-STARTED: 16-13**

PREVIOUS SEASONS: 2014 - Appeared in 6 contests with 1 start in his rookie season with the Bears, spending most of his time as a sixth eligible lineman... Made NFL debut at Green Bay (11/9) and first career start a week later vs. MIN (11/6) as a sixth eligible lineman... Saw action in Games 9-14... Inactive Games 1-5, 7 and 8 and 16, while active but Did Not Play in Games 6 and 15.

COLLEGE: Concluded his collegiate career at Boise State (2010-13) having started 39-consecutive games, including each of the last 26 at left tackle... Saw action in 49 games, accounting for 39 touchdown saving blocks and 245 knockdowns... Also blocked a field goal attempt on special teams... Named first-team All-Mountain West tackle as a senior and second-team all-conference as a junior... A part of offensive line that ranked sixth nationally in sacks allowed (0.77 per game) as a junior and led the nation as a sophomore (0.62 per game).


PERSONAL: Played football and basketball, earning three varsity letters in each sport at San Leandro HS (San Leandro, CA)... Named first-team all-conference as an offensive tackle and second-team all-conference as a defensive end as a senior... Earned honorable mention all-conference honors on offense as a junior... Also named first-team All-Metro, first-team all-East Bay and was selected to the "Cream of the Crop" Bay Area, which includes the top 22 players in the region.

CHARLES LENO'S NFL STATISTICS

REGULAR SEASON

GAMES PLAYED-STARTED - 22-14: 2014 CHI (6-1); 2015 CHI (16-13).

LENO



75 KYLE LONG

Ht: 6-6 Wt: 320
Age: 27 College: Oregon
Bears Season: 4 NFL Season: 4
Acquired: 1st round of the 2013 draft

OFFENSIVE LINE

PRO CAREER: 3-time Pro Bowler, becoming first Bears player since Brian Urlacher (2000-02) to be named to the Pro Bowl in each of his first three professional football seasons and seventh Bears player to accomplish the feat overall: Long, Urlacher, Gale Sayers, Dick Butkus, Mike Ditka, Rick Casares and Harlon Hill... Started 47 games (31 at RG and 16 at RT) in three NFL seasons (2013-15) with Chicago... First Bears offensive lineman ever to be named to Pro Bowl in each of his first three professional football seasons... Since entering the NFL in 2013, the Bears have allowed the 4th fewest sacks (105) in the league... Helped pave way for 1,000-yard rusher twice (M. Forte: 1,339 in 2013 and 1,038 in 2014)... Named to the PFWA's All-Rookie team in 2013... Was the first Bears offensive lineman to reach the Pro Bowl since 2006 (R.Brown/O.Kreutz), the first Bears rookie to make the Pro Bowl squad since 2009 (J.Knox) and the first Bears rookie to make the Pro Bowl as a non-specialist since 2000 (B.Urlacher).

HONORS AND AWARDS: 2015 - Pro Bowl. 2014 - Pro Bowl; Second-team All-Pro (AP). 2013 - Pro Bowl; All-Rookie (PFWA, Gil Brandt & Mel Kiper).

CAREER TRANSACTIONS: Selected by the Chicago Bears in the 1st round (20th overall) of the 2013 NFL Draft... Signed 4-year contract with a 5th year option with the Bears (5/18/13). **SIGNED through 2017**

2015 SEASON: Started all 16 games at RT, en route to being named to his third consecutive Pro Bowl... Made his first career start at RT in Week 1 after spending his first two NFL seasons at RG... Helped the Bears offense to franchise's fourth-highest single-season gross passing total in 2015 (3,843 yards). **GAMES PLAYED-STARTED: 16-16**


PREVIOUS SEASONS: 2014 - Named to second-consecutive Pro Bowl after starting 15 contests at RG for the Bears... Inactive Game 15 due to hip injury... Helped pave way for 1,000-yard rusher for second-consecutive season as Matt Forte gained 1,038 yards. **2013** - Earned his first trip to the Pro Bowl and multiple All-Rookie teams after starting all 16 games at RG... Helped the Bears offense set numerous franchise marks including total net yards, gross passing yards, net passing yards, passing touchdowns and first downs gained... Helped the offensive line achieve its lowest sack total (30) since 2008 and its lowest sack percentage (4.9) since 1982.

COLLEGE: Played in 11 games at Oregon, starting his final 5 contests at LG in 2012... At Saddleback (Mission Viejo, Cal.) Community College was a LT for 11 games in 2011 and a reserve defensive end for 11 contests in 2010... Red-shirted as a freshman at Florida State after accepting a baseball scholarship from the university.

PERSONAL: Attended St. Anne's-Belfield (Ivy, Va.) High School, playing football for head coach John Blake... Competed as a two-way lineman in football and as a left-handed pitcher and first baseman for the baseball team... Earned All-state honors in both sports as a sophomore, junior and senior... Named to the Division II All-State team as both a defensive and offensive lineman as a junior... In his last two seasons, he led the football team to back-to-back state championships... In baseball, he was selected in the 23rd round of the 2008 Major League Baseball Draft by the Chicago White Sox, but decided to accept a baseball scholarship to Florida State... Brother, Chris, was a first round draft pick (2nd overall) in the 2008 NFL Draft by the St. Louis Rams and father, Howie, was an all-pro defensive end for the Oakland/Los Angeles Raiders and is a member of the NFL Hall of Fame.

KYLE LONG'S NFL STATISTICS	
GAMES PLAYED-STARTED - 47-47: 2013 CHI (16-16); 2014 CHI (15-15); 2015 CHI (16-16).	

LONG



80

MARC
MARIANI**Ht:** 6-1**Age:** 29**Bears Season:** 3**Acquired:** Waived free agent in 2014 (TEN)**Wt:** 190**College:** Montana**NFL Season:** 7**WIDE RECEIVER/KICK RETURNER**

PRO CAREER: Appeared in 54 games (with 5 starts) over six seasons with Tennessee (2010-13) and Chicago (2014-15), recording 27 receptions for 324 yards (12.0 avg) and 1 carry for 4 yards... Also scored twice on 109 punt returns for 1,040 yards (9.5 avg) adding 128 kickoff returns for 3,206 yards (25.0 avg) and 1 touchdown... Earned a Pro Bowl nod as a rookie returner after the 2010 season as a return specialist after finishing fourth in the NFL with a 12.2-yard punt return avg and finishing fourth in the AFC with 25.5-yard kickoff return avg... Set the Titans/Oilers record for most combined return yards on punts and kickoffs in a single season (1,859 in 2010) and became the second player in franchise history to record a punt return touchdown and kickoff return touchdown in the same regular season.

CAREER TRANSACTIONS: Selected by the Tennessee Titans in the 7th round (222nd overall) of the 2010 NFL Draft... Re-signed with the Titans (3/26/14)... Waived by Tennessee (8/30/14)... Signed by the Chicago Bears (11/18/14).

Re-signed with the Bears (3/12/16). **SIGNED through 2016**

2015 SEASON: Appeared in all 16 contests for the first time since 2011, notching 5 starts at wide receiver (Games 5, 8, 13 & 15-16)... Posted career highs in receptions (22) and receiving yards (300), including a career-long 26-yard reception... Also returned 29 punts for 192 yards (6.6 avg) and 16 kickoffs for 418 yards (26.1 avg)... 19-of-22 receptions were for 1st downs (86.4 percent) and 11-of-22 receptions came on 3rd down, with all 11 catches being converted into 1st downs... Catch on November 1, vs. Minnesota was his first reception since November 6, 2011... Added 1 STT. **GAMES PLAYED-STARTED: 16-6**

PREVIOUS SEASONS: 2014 - After joining the Bears following Week 11, tallied 20 kickoff returns for 510 yards (25.5 avg) and 7 punt returns for 29 yards (4.1 avg)... Over the final 6 weeks of the season, recorded the second most kickoff returns and the third most kickoff return yards in the NFL. **2013** - Placed on injured reserve on Aug. 31, 2013 and missed the entire season in Tennessee with a shoulder injury. **2012** - Placed on injured reserve by the Titans on Aug. 26, 2012 and missed the entire season with a leg injury. **2011** - Appeared in all 16 games for the Titans, ranking 7th in the AFC with a 10.7 punt return avg. and finishing 8th in the AFC with a 23.4 kickoff return avg... Caught 5 passes for 24 yards and added 1 rush for 4 yards... Named AFC Special Teams Player of the Week after posting his second career punt return for a touchdown with a 79-yarder at Carolina (11/13/11). **2010** - Named to the Pro Bowl as a return specialist... Appeared in all 16 games for Tennessee and finished 2nd in the AFC and 4th in the NFL with a 12.2-yard punt return avg... Finished 4th in the AFC with 25.5-yard kickoff return avg... Set the Titans/Oilers single-season record with 1,859 total return yards and 1,530 kickoff return yards in 2010... Named AFC Special Teams Player of the Week after posting an 87-yard punt return for a touchdown against Washington (11/21/10)... Became the second Titans/Oilers player to record a punt return touchdown and kickoff return touchdown in the same regular season.

COLLEGE: Set Montana marks in career receiving yards (3,018), receiving touchdowns (29), and career all-purpose yards (5,441)... 164 receptions and 200 career points rank him 7th in the Grizzlies' record book... Also had three of the longest scoring plays in school history in his career: a 98-yard kickoff return, a 94-yard punt return, and an 84-yard reception... As a senior (2009), was a unanimous All-Big Sky pick at wide receiver and a second team selection as a return specialist... 1,479 receiving yards set a single-season record at Montana... Named a first team All-American by the Associated Press, Walter Camp, and the Sports Network, and was also selected to the College Sporting News "Fab 50"... As a junior (2008), set a school record with 2,265 all-purpose yards, which is the fifth most in Big Sky Conference history... 1,308 receiving yards and 15 touchdowns were the second most in a season at Montana.

PERSONAL: Attended Havre High School (Havre, Mont.) and earned 10 letters: three each in football and basketball and four in tennis... As a senior, had 48 receptions for 1,237 yards and 16 touchdowns while leading his team to a 12-0 record and the state "A" Championship... Was named all-state at wide receiver and at safety as a senior... Also named Great Falls Tribune's "Super State" team at wide receiver... As a junior, garnered all-state honors at safety while leading his team to a 10-2 mark... Was named to the Great Falls Tribune's "Super State" team at safety as a junior as well... Participated in Montana's annual East-West Shrine Game... Was a three-time team MVP in tennis... Part of varsity tennis teams won four straight state and conference titles... Was a team captain his junior and his senior seasons... Also was a two-time captain in basketball in high school and was an all-state selection as a senior point guard.

MARC MARIANI'S NFL STATISTICS													
REGULAR SEASON													
Year	Team	GP-GS	Rec	Yds	Avg	Lg	TD	Rush	Yds	Avg	Lg	TD	STT
2010	Tennessee	16-0	0	0	-	-	0	0	0	-	-	0	3
2011	Tennessee	16-0	5	24	4.8	6	0	1	4	4.0	4	0	3
2014	Chicago	6-0	0	0	-	-	0	0	0	-	-	0	0
2015	Chicago	16-5	22	300	13.6	26	0	0	0	-	-	0	1
Bears totals		22-5	22	300	13.6	26	0	0	0	-	-	0	1
NFL totals		54-10	27	324	12.0	26	0	1	4	4.0	4	0	7
Year	Team	KR	Yds	Avg	LG	TD	PR	FC	Yds	Avg	Lg	TD	
2010	Tennessee	60	1,530	25.5	98t	1	27	17	329	12.2	87t	1	
2011	Tennessee	32	748	23.4	49	0	46	18	490	10.7	79t	1	
2014	Chicago	20	510	25.5	67	0	7	5	29	4.1	16	0	
2015	Chicago	16	418	26.1	47	0	29	22	192	6.6	20	0	
Bears totals		36	928	25.8	67	0	36	27	221	6.1	20	0	
NFL totals		128	3,206	25.0	98t	1	109	62	1,040	9.5	87t	2	
ADDITIONAL STATS: Passing: Career (0 for 0, 1 sack for 3 yards).													
SEASON / CAREER / PLAYOFF HIGHS													
2015							Career				Playoff		
Receptions			6, vs. DET (1/3)				Same				None		
Receiving Yards			80, vs. DET (1/3)				Same				None		
Longest Reception			26, vs. SF (12/6)				Same				None		
Receiving TDs			None				None				None		

MARC MARIANI'S GAME-BY-GAME STATS 3-2 Regular Season Starting Record

2010 TENNESSEE TITANS																		
Date	W/L	Opp.	Receiving					PR	Punt Returns					Kickoff Returns				
			Rec	Yds	Avg.	Lg	TD		Yds	Avg	FC	Lg	TD	KR	Yds	Avg	Lg	TD
9/12	W	OAK	0	0	-	-	0	3	21	7.0	0	12	0	3	70	23.3	28	0
9/19	L	PIT	0	0	-	-	0	3	43	14.3	2	38	0	4	97	24.3	34	0
9/26	W	at NYG	0	0	-	-	0	0	0	-	0	-	0	3	74	24.7	45	0
10/3	L	DEN	0	0	-	-	0	1	9	9.0	3	9	0	6	187	31.2	98t	1
10/10	W	at DAL	0	0	-	-	0	0	0	-	1	-	0	3	109	36.3	73	0
10/18	W	at JAX	0	0	-	-	0	1	9	9.0	2	9	0	2	50	25.0	27	0
10/24	W	PHI	0	0	-	-	0	4	43	10.8	1	20	0	0	0	-	-	0
10/31	L	at SD	0	0	-	-	0	1	17	17.0	1	17	0	7	159	22.7	36	0
11/14	L	at MIA	0	0	-	-	0	3	61	20.3	0	30	0	4	92	23.0	27	0
11/21	L	WAS	0	0	-	-	0	1	87	87.0	2	87t	1	3	82	27.3	30	0
11/28	L	at HOU	0	0	-	-	0	2	25	12.5	0	14	0	4	93	23.3	27	0
12/5	L	JAX	0	0	-	-	0	1	4	4.0	0	4	0	2	37	18.5	19	0
12/9	L	IND	0	0	-	-	0	1	0	0.0	2	0	0	7	173	24.7	35	0
12/19	W	HOU	0	0	-	-	0	1	2	2.0	0	2	0	3	90	30.0	34	0
12/26	L	at KC	0	0	-	-	0	3	1	0.3	1	1	0	5	98	19.6	38	0
1/2	L	at IND	0	0	-	-	0	2	7	3.5	2	5	0	4	119	29.8	47	0
Totals	0-0		0	0	-	-	0	27	329	12.2	17	87t	1	60	1,530	25.5	98t	1



CHICAGO BEARS PLAYERS

2011 TENNESSEE TITANS

CUMULATIVE WEEKS																			
Date	W/L	Opp.	Receiving					PR	Punt Returns					KR	Kickoff Returns				
			Rec	Yds	Avg.	Lg	TD		Yds	Avg	FC	Lg	TD		Yds	Avg	Lg	TD	
9/11	L	at JAX	0	0	-	-	0	1	7	7.0	0	7	0	0	0	-	-	0	0
9/18	W	BAL	2	9	4.5	5	0	3	17	5.7	0	7	0	0	0	-	-	0	0
9/25	W	DEN	1	4	4.0	4	0	4	21	5.3	1	12	0	0	0	-	-	0	0
10/2	W	at CLE	0	0	-	-	0	2	17	8.5	1	9	0	2	48	24.0	24	0	0
10/9	L	at PIT	1	5	5.0	5	0	1	10	10.0	0	10	0	3	93	31.0	42	0	0
10/23	L	HOU	0	0	-	-	0	2	33	16.5	0	20	0	5	103	20.6	29	0	0
10/30	W	IND	0	0	-	-	0	2	39	19.5	3	26	0	0	0	-	-	0	0
11/6	L	CIN	1	6	6.0	6	0	1	8	8.0	2	8	0	1	27	27.0	27	0	0
11/13	W	at CAR	0	0	-	-	0	6	103	17.2	2	79t	1	0	0	-	-	0	0
11/20	L	at ATL	0	0	-	-	0	1	-1	-1.0	1	-1	0	5	139	27.8	49	0	0
11/27	W	TB	0	0	-	-	0	1	3	3.0	1	3	0	4	83	20.8	25	0	0
12/4	W	at BUF	0	0	-	-	0	3	72	24.0	1	26	0	1	21	21.0	21	0	0
12/11	L	NO	0	0	-	-	0	4	34	8.5	1	10	0	5	121	24.2	32	0	0
12/18	L	at IND	0	0	-	-	0	5	40	8.0	1	20	0	1	0	0.0	0	0	0
12/24	W	JAX	0	0	-	-	0	6	44	7.3	2	16	0	4	90	22.5	26	0	0
1/1	W	at HOU	0	0	-	-	0	4	43	10.8	2	19	0	1	23	23.0	23	0	0
Totals	0-0		5	24	4.8	6	0	46	490	10.7	18	79t	1	32	748	23.4	49	0	0

2012 TENNESSEE TITANS

2012 FORT MYERS FRANKS																		
Date	W/L	Opp.	Receiving					PR	Punt Returns					KR	Kickoff Returns			
			Rec	Yds	Avg.	Lg	TD		Yds	Avg	FC	Lg	TD		Yds	Avg	Lg	TD
Placed on Injured Reserve Aug. 26, 2012 and missed the entire season																		

2013 TENNESSEE TITANS

2013 TEAM/SEASON TOTALS																		
Date	W/L	Opp.	Receiving					PR	Punt Returns					KR	Kickoff Returns			
			Rec	Yds	Avg.	Lg	TD		Yds	Avg	FC	Lg	TD		Yds	Avg	Lg	TD
Placed on Injured Reserve Aug. 31, 2013 and missed the entire season																		

2014 CHICAGO BEARS

			Receiving					Punt Returns							Kickoff Returns				
Date	W/L	Opp.	Rec	Yds	Avg.	Lg	TD	PR	Yds	Avg	FC	Lg	TD	KR	Yds	Avg	Lg	TD	
9/7	L	BUF																	
9/14	W	at SF																	
9/22	L	at NYJ																	
9/28	L	GB																	
10/5	W	at CAR																	
10/12	W	at ATL																	
10/19	L	MIA																	
10/26	L	at NE																	
11/9	L	at GB																	
11/16	W	MIN																	
11/23	W	TB	0	0	-	-	0	3	0	0	1	1	0	2	46	23.0	30	0	
11/27	L	at DET	0	0	-	-	0	2	25	12.5	0	16	0	1	24	24.0	24	0	
12/4	L	DAL	0	0	-	-	0	1	4	4.0	0	4	0	6	136	22.7	30	0	
12/15	L	NO	0	0	-	-	0	1	0	0	1	0	0	5	142	28.4	40	0	
12/21	L	DET	0	0	-	-	0	0	0	-	1	-	0	3	74	24.7	30	0	
12/28	L	at MIN	0	0	-	-	0	0	0	-	2	-	0	3	88	29.3	67	0	
Totals	0-0		0	0	-	-	0	7	29	4.1	5	16	0	20	510	25.5	67	0	

2015 CHICAGO BEARS

			Receiving					Punt Returns						Kickoff Returns				
Date	W/L	Opp.	Rec	Yds	Avg.	Lg	TD	PR	Yds	Avg	FC	Lg	TD	KR	Yds	Avg	Lg	TD
9/13	L	GB	0	0	-	-	0	1	11	11.0	0	11	0	2	48	24.0	25	0
9/20	L	ARI	0	0	-	-	0	1	20	20.0	1	20	0	3	86	28.7	31	0
9/27	L	at SEA	0	0	-	-	0	0	0	-	1	-	0	1	27	27.0	27	0
10/4	W	OAK	0	0	-	-	0	2	17	8.5	1	15	0	1	21	21.0	21	0
10/11*	W	at KC	0	0	-	-	0	3	20	6.7	2	13	0	0	0	-	-	0
10/18	L	at DET	0	0	-	-	0	4	27	6.8	0	15	0	2	50	25.0	38	0
11/1	L	MIN	1	19	19.0	19	0	2	3	1.5	2	3	0	3	78	26.0	27	0
11/9*	W	at SD	2	23	11.5	13	0	2	22	11.0	1	12	0	1	30	30.0	30	0
11/15	W	at STL	0	0	-	-	0	3	9	3.0	1	6	0	2	31	15.5	19	0
11/22	L	DEN	1	10	10.0	10	0	1	4	4.0	4	4	0	0	0	-	-	0
11/26	W	at GB	3	35	11.7	21	0	2	7	3.5	1	7	0	0	0	-	-	0
12/6	L	SF	2	33	16.5	26	0	5	38	7.6	2	12	0	0	0	-	-	0
12/13*	L	WAS	2	37	18.5	24	0	0	0	-	1	-	0	0	0	-	-	0
12/20	L	at MIN	3	31	10.3	14	0	0	0	-	2	-	0	0	0	-	-	0
12/27*	W	at TB	2	32	16.0	25	0	1	5	5.0	2	5	0	0	0	-	-	0
1/3*	L	DET	6	80	13.3	24	0	2	9	4.5	1	7	0	1	47	47.0	47	0
Totals	3-2		22	300	13.6	26	0	29	22	192	6.6	20	0	16	418	26.1	47	0



70 BOBBY MASSIE

Ht: 6-6 Wt: 320
Age: 26 College: Mississippi
Bears Season: 1 NFL Season: 5
Acquired: Unrestricted free agent in 2016 (ARI)

OFFENSIVE LINE

PRO CAREER: Joins the Chicago Bears, appearing in 54 games with 46 starts in four seasons with the Arizona Cardinals (2012-15)... Part of an offensive line that allowed just 27 sacks in in 2015 (tied for 4th fewest in the NFL) and 28 sacks in 2014 (tied for the 6th fewest in the NFL)... Helped the Cardinals gain 6,692 yards from scrimmage in 2015, which ranked 2nd in the NFL and 2nd in franchise history... One-of-six offensive linemen in the NFL that started all 16 contests as rookies in 2012... Started 3-of-3 postseason contests.

CAREER TRANSACTIONS: Drafted in the 4th round (112th overall) of the 2012 NFL Draft by the Arizona Cardinals... Signed with Arizona (5/15/12)... Signed with the Chicago Bears (3/9/16). **SIGNED through 2018**

2015 SEASON: Started the Cardinals final 14 games of the regular season and both playoff games at RT... Helped Arizona gain 6,692 yards from scrimmage, which ranked 2nd in the NFL and 2nd in franchise annals... Part of an offensive line that allowed just 27 sacks (tied for 4th fewest in the NFL)... On the reserve/suspended list for the first two games of the season.

GAMES PLAYED-STARTED: 14-14

PREVIOUS SEASONS: 2014 - Started every game at RT, the second time in three years... Part of line that allowed just 28 sacks on the season, tied for the 6th fewest in the NFL in 2014. **2013** - Played in 8 games, seeing time at RT and as an eligible extra blocker... Inactive for the first 6 games of the season... Active but DNP vs. Sea (10/17)... Made season debut vs. Atlanta (10/27). **2012** - Started all 16 games at RT in his rookie season... Was the only Cardinals rookie to start every game and was one-of-six rookie offensive linemen in the NFL to start all 16 games as a rookie.

COLLEGE: Appeared in 37 games at Ole Miss, starting the final 29 contests at RT... Played three years at Mississippi after attending Hargrave Military Academy following his senior year of high school... Two-time All-SEC selection, never allowed a QB sack while playing with the first unit O-line and finished his career with 239 knockdown blocks and 29 TD-resulting blocks... Helped lead the way for 14 individual 100-yard rushing performances and two 200-yard performances... As a junior in '11, earned third-team All-SEC honors from the league's coaches and was named first-team All-SEC by the NFL Draft Report after starting all 12 games at RT... Recorded 102 knockdowns, the most by any offensive tackle in the league... Attended Hargrave (Chatham,VA) Military Academy following high school, where he was rated the top prep player in the nation.

PERSONAL: Attended Liberty Christian (Lynchburg, VA) Academy... Named All-State and All-Virginia Independent first-team selection as an offensive tackle and nose guard... As a senior, part of a defensive unit that allowed 117 points en route to capturing their second league title, ranking 20th in the state while compiling a 13-0 record... Posted 21 tackles, 4 sacks and 1 interception... Helped guide the team to a 10-1 record and the league title as a junior, producing 35 tackles, 6 sacks, a forced fumble and a fumble recovery for a defensive unit that allowed only 88 points for the season... Participated in the Offense-Defense All-America Bowl.

BOBBY MASSIE'S NFL STATISTICS

REGULAR SEASON

GAMES PLAYED-STARTED - 54-46: 2012 ARI (16-16); 2013 ARI (8-0); 2014 ARI (16-16); 2015 ARI (14-14).

MASSIE



27 SHERRICK McMANIS

Ht: 6-1**Age:** 28**Bears Season:** 5**Acquired:** Trade with HOU in 2012**Wt:** 192**College:** Northwestern**NFL Season:** 7

DEFENSIVE BACK

PRO CAREER: Appeared in 78 contests (5 starts) over six seasons with Houston (2010-11) and Chicago (2012-15), recording 26 tackles, 1 interception and 5 pass breakups... Has added 71 STTs, 1 blocked punt (which was returned by the Bears for a touchdown) 1 forced fumble and 2 fumble recoveries on special teams... Also owns 11 kickoff returns for 230 yards (20.9 ypr)... His 55 special teams tackles leads the Bears since joining the team 2012... Has ranked in the top 3 on the Bears in special teams tackles all four previous seasons with the team (1st in 2015, 2nd in 2012 and 2014, 3rd in 2012).

HONOR AND AWARDS: 2012 - NFC Special Teams Player of the Week (11/4/12).

CAREER TRANSACTIONS: Selected by the Houston Texans in the fifth round (144th overall) of the 2010 NFL Draft (5/28/10)... Traded to the Chicago Bears (8/31/12)... Signed a one-year contract with the Bears (3/19/14)... Re-signed with Chicago (4/1/15)... Re-signed 2-year with the Bears (3/10/16). **SIGNED through 2017**

2015 SEASON: Saw action in all 16 contests, starting 4 (Games 1, 3 & 5-6) in a 3 CB-set, collecting 19 tackles and 3 pass breakups... Led the Bears with a career-high 17 special teams tackles. **GAMES PLAYED-STARTED: 16-4**

PREVIOUS SEASONS: 2014 - Appeared in 12 games, mostly on special teams... Missed Weeks 3-6 due to a quad injury suffered in Week 2, along with a knee injury suffered in practice in Week 6... Racked up 13 special teams tackles which ranked second on the Bears... Added 1 fumble recovery off a muffed punt and 4 defensive tackles. **2013** - Played in 15 games with 1 start, the first of his career... Finished second on the Bears with 15 STTs... Picked-up 1 tackle and 1 PBU on defense. **2012** - Finished tied for third on the team with 10 STTs in 12 games played... Helped the Bears set a franchise record in punt coverage allowing 3.4 ypr... Recovered 1 fumble... Named NFC Special Teams Player of the Week after blocking a punt week 9 at TEN (11/4/12), which was returned for a Bears touchdown... Placed on IR with a knee injury 12/11. **2011** - Recorded 5 STTs in 9 games played in Houston... Returned 10 kickoffs for 205 yards (20.5 avg). **2010** - Saw action in 14 games with the Texans... Made 11 STTs, 2 defensive tackles (1 solo) and intercepted 1 pass.

COLLEGE: Sixth on Northwestern's career interceptions list with 9 and third on NU's career pass breakups list with 30... 2009 first-team all-Big Ten selection by media and second-team all-league choice by coaches... Team's 2009 defensive most valuable player... Ranked first in Big Ten and eighth nationally in INTs... Earned a postseason all-star invite to the 2010 East-West Shrine Game... Named to the Sporting News' 2006 Freshman all-Big Ten team and was the team's special teams newcomer-of-the-year recipient.

PERSONAL: Attended Richwoods High School (Peoria, IL) where he earned team MVP and all-state honors (played eight different positions his senior year)... Earned all-state honors from the Champaign-Urbana News-Gazette and Illinois Football Coaches Association... First-team Peoria Journal Star all-area and all-conference selection in 2005... Won the Illinois state long jump his junior year.

SHERRICK McMANIS' NFL STATISTICS

REGULAR SEASON

Year	Team	GP	GS	Tackles					Interceptions					Fumbles			Misc.	
				Tot	S	A	Sk	Yds	No	Yds	Lg	TD	PD	FF	FR	Yds	TFL	STT
2010	Houston	14	0	2	1	1	0.0	0.0	1	1	1	0	1	0	0	0	0.0	11
2011	Houston	9	0	0	0	0	0.0	0.0	0	0	-	0	0	1	0	0	0.0	5
2012	Chicago	12	0	0	0	0	0.0	0.0	0	0	-	0	0	0	1	0	0.0	10
2013	Chicago	15	1	1	1	0	0.0	0.0	0	0	-	0	1	0	0	0	0.0	15
2014	Chicago	12	0	4	3	1	0.0	0.0	0	0	-	0	0	0	1	0	0.0	13
2015	Chicago	16	4	19	12	7	0.0	0.0	0	0	-	0	3	0	0	0	0.0	17
Bears totals		55	5	24	16	8	0.0	0.0	0	0	-	0	4	0	2	0	0.0	55
NFL totals		78	5	26	17	9	0.0	0.0	1	1	1	0	5	1	2	0	0.0	71

ADDITIONAL STATS: Blocked Punts - 1: 1 at TEN (1/4/12). Kickoff Returns - 11 for 230 yards.

SEASON / CAREER / PLAYOFF HIGHS

	2015	Career	Playoff
Tackles.....	6, at DET (10/18)	Same	None
Solos.....	5, at DET (10/18)	Same	None
Pass Defenses.....	1, three times	1, five times	None
Interceptions.....	None	1, vs NYG (10/10/10)	None

McMANIS

DEFENSIVE TURNAROUND

The Chicago Bears improved from 30th in total defense in 2014 (377.1 yards per game) to 14th in 2015 (345.1 ypg). The 16-spot improvement is the third largest in franchise history from one year to the next and tied with Atlanta for the second largest improvement during the 2015 season - trailing Arizona's 19 spot jump. They also improved from 31st in scoring defense in 2014 (27.6 points per game) to 20th in 2015 (24.8 ppg), tied for the sixth largest improvement in franchise history.

LARGEST IMPROVEMENT IN TOTAL DEFENSIVE RANKING

Bears Single-Season Franchise History

Season	Total Def. Rank	Prev. Season Rank	Improvement
1. 2005	2 nd	21 st	19
1990	6 th	25 th	19
3. 2015	14 th	30 th	16
4. 2000	16 th	29 th	13
1993	4 th	17 th	13

LARGEST IMPROVEMENT IN SCORING DEFENSIVE RANKING

Bears Single-Season Franchise History

Season	Scoring Def. Rank	Prev. Season Rank	Improvement
1. 2001	1 st	20 th	19
1993	3 rd	22 nd	19
3. 2010	4 th	21 st	17
1976	8 th	25 th	17
5. 2005	1 st	13 th	12
6. 2015	20 th	31 st	11
2012	3 rd	14 th	11
1990	9 th	20 th	11
1965	2 nd	13 th	11



92

PERNELL
McPHEE**Ht:** 6-3**Age:** 27**Bears Season:** 2**Acquired:** Unrestricted free agent in 2015 (BAL)**Wt:** 273**College:** Mississippi State**NFL Season:** 6

LINEBACKER

PRO CAREER: Appeared in 74 games over five seasons with the Ravens (2011-14) and Bears (2015), starting 18 contests, posting 155 tackles, 23 sacks, 1 interception, 10 pass breakups, 4 forced fumbles and 1 fumble recovery... Owns 1 blocked field goal on special teams... Set career highs in tackles (64) and interceptions (1) in his first season as a Bear... Helped Ravens to Super Bowl Championship after 2012 season, posting 4 tackles, 1 sack, 2 pass breakups, 1 forced fumble and 1 fumble recovery during the playoff run.

CAREER TRANSACTIONS: Entered NFL as a fifth-round pick (165th overall) by the Baltimore Ravens in the 2011 NFL Draft... Signed a four-year contract with Baltimore (7/28/11)... Signed a five-year contract with the Chicago Bears (3/11/15). **SIGNED through 2019**

2015 SEASON: Saw action in 14 contests (Games 1-8, 10-12 & 14-16) with 12 starts (Games 1-8, 10-12 & 14) at OLB... Gathered 64 tackles (4th on the team), 6 sacks (3rd on the team), 10 TFLs (tied for 2nd on the team), 1 interception, 1 forced fumble and 3 pass breakups... Added blocked field goal in Bears 18-17 victory in Game 5 at Kansas City, the first blocked kick of his career... Named a team captain by his teammates... Missed Games 9 and 13 due to a knee injury... Picked up first career interception in Game 4 vs. Oakland. **GAMES PLAYED-STARTED: 14-12**

PREVIOUS SEASONS: 2014 - Saw action in all 16 games for the second consecutive season in Baltimore and produced 27 tackles, and a career-high 7.5 sacks with 4 pass breakups and 1 FF for a defense that finished second in the league with 49 sacks...The Ravens allowed the sixth-fewest points per game (18.9) in 2014... According to STATS, his 38 combined quarterback knockdowns and hurries in 2014 were 14th most in the NFL. **2013** - Produced 21 tackles, including 13 solo for Baltimore... Added 2 sacks (13 yards), 1 PD and 1 FF in 16 games. **2012** - Appeared in 12 games with 6 starts, missing 4 games with a thigh injury for the Ravens... Produced 21 tackles (18 solo) and 1.5 sacks (12 yards)... Started his first-career NFL game vs. CIN (9/10)... Played in 4 postseason contests, recording 4 tackles, 1 sack, 2 pass breakups, 1 forced fumble and 1 fumble recovery en route to a Superbowl victory. **2011** - Finished second on the Ravens with 6 sacks for the NFL's third-ranked defense (288.9 ypg)... Led all Ravens rookies with a career-high 23 tackles, while also netting 2 PD, 1 FF and 1 FR... Played in 2 postseason games, tallying 1 pass breakup.

COLLEGE: Started all 25 games during his career at Mississippi State, totaling 91 tackles (46 solo), 7 sacks (-43 yards), 22 TFL (-91 yards) and 20 QB pressures... Also posted 2 FFs and 4 pass breakups... Earned All-SEC first-team honors from the league's coaches and served as a team captain as a senior in 2010... Earned first-team All-SEC accolades as a junior in 2009... Started his college career at Itawamba (MS) Community College, where he totaled 124 tackles (92 solo), 32.5 sacks (-225 yards), 73.5 TFL (-326 yards), 47 QB pressures and 4 FFs in 18 games...Earned NJCAA All-American first-team honors as a sophomore.

PERSONAL: Prepped at Pahokee (FL) HS and played one year of football... Played OT and DE, compiling 75 tackles and 19 sacks during his senior season, also forcing 12 fumbles... Helped lead Pahokee to a 14-0 record and the Florida State Class 2B Championship, while earning All-State honors... Also a two-year starter in basketball.

PERNELL McPHEE'S NFL STATISTICS

REGULAR SEASON

Year	Team	GP	GS	Tackles					Interceptions					Fumbles			Misc.	
				Tot	S	A	Sk	Yds	No	Yds	Lg	TD	PD	FF	FR	Yds	TFL	STT
2011	Baltimore	16	0	23	16	7	6.0	31.0	0	0	0	0	2	1	1	0	4.0	0
2012	Baltimore	12	6	21	18	3	1.5	12.0	0	0	0	0	0	0	0	0	4.0	0
2013	Baltimore	16	0	21	13	8	2.0	13.0	0	0	0	0	1	1	0	0	5.0	0
2014	Baltimore	16	0	27	17	10	7.5	50.0	0	0	0	0	4	1	0	0	11.0	0
2015	Chicago	14	12	64	43	21	6.0	41.0	1	13	13	0	3	0	0	0	10.0	0
NFL totals		74	18	156	107	49	23.0	147.0	1	13	13	0	10	3	1	0	34.0	0

POSTSEASON

Year	Team	GP	GS	Tackles					Interceptions					Fumbles			Misc.	
				Tot	S	A	Sk	Yds	No	Yds	Lg	TD	PD	FF	FR	Yds	TFL	STT
2011	Baltimore	2	0	0	0	0	0.0	0.0	0	0	0	0	1	0	0	0	0	0
2012	Baltimore	4	0	4	2	2	1.0	9.0	0	0	0	0	2	1	1	0	0	0
2014	Baltimore	2	0	4	0	4	0.5	2.0	0	0	0	0	0	0	0	0	0	0
NFL totals		6	0	8	2	6	1.5	11.0	0	0	0	0	4	1	1	0	0	0

SEASON / CAREER / PLAYOFF HIGHS

	2015	Career	Playoff
Tackles.....	9, twice.....	Same.....	3, at DEN (1/12/13)
Solos.....	8, at SEA (9/27).....	Same.....	2, at DEN (1/12/13)
Sacks.....	2, at SEA (9/27).....	2, four times.....	1, at DEN (1/12/13)

McPHEE

COME-FROM-BEHIND WINS

(Regular season only)

	Never		Largest Deficit						Never		Largest Deficit					
	Wins	trailed	1-3	4-7	8-10	11+			Wins	trailed	1-3	4-7	8-10	11+		
1980	7	5			1	14 pts. at DET			1999	6		4	1	1		
1981	6	3	1	2					2000	5	3		1	1		
1982	3	2				11 pts. vs. DET			2001	13	7		3	1	19 pts. vs. SF;	
1983	8	4	1	3											14 pts. vs. CLE	
1984	10	4	4	2					2002	4	1		1	2		
1985	15	9	1	1	2	12 pts. vs. TB; 14 pts. at TB			2003	7	4		2		15 pts. vs. OAK	
1986	14	7	3	2	2				2004	5		2	2		14 pts. at NYG	
1987	11	5	1	3		14 pts. vs. KC; 20 pts. at TB			2005	11	5	5	1			
1988	12	7	3	2					2006	13	7	1	3	1	20 pts. at ARZ	
1989	6	4	1	1					2007	7	2	2	1	1	14 pts. vs. DEN	
1990	11	5	3	3					2008	9	4	2	1	1	11 pts. vs. GB	
1991	11	2	3	5	1				2009	7	3		3		13 pts. at SEA	
1992	5	4		1					2010	11	2	2	4		11 pts. vs. DET; 10 pts. vs. GB; 11 pts. vs. NYJ	
1993	7	5		1		11 pts. at KC			2011	8	4	2	1	1		
1994	9	4	2	3					2012	10	6	2	1		12 pts. vs. CAR	
1995	9	5	1	3					2013	8	2	1	4	1		
1996	7	2	2	2		14 pts vs. OAK			2014	5	1	1		2	17 pts. at SF	
1997	4	2		1		15 pts at MIA			2015	6			3	1	14 pts. at KC	
1998	4	2		1		17 pts vs. DET									13 pts. at SD	



CHICAGO BEARS PLAYERS

PERNELL MCPHEE'S GAME-BY-GAME DEFENSIVE STATS 9-9 Regular Season Starting Record (0-0 Postseason)

2011 BALTIMORE RAVENS

Date	W/L	Opp.	Tkls-S	Sk-YL	INT-Yds	PD	FF	FR	TFL
9/11	W	PIT	1-0	0-0	0-0	1	0	1	0
9/18	L	at TEN	2-2	0-0	0-0	0	0	0	0
9/25	W	at STL	2-2	1-4	0-0	0	0	0	1
10/2	W	NYJ	0-0	0-0	0-0	0	0	0	0
10/16	W	HOU	1-1	1-1	0-0	0	1	0	0
10/24	L	at JAX	3-1	0.5-2	0-0	0	0	0	0
10/30	W	ARI	1-1	0-0	0-0	0	0	0	0
11/6	W	at PIT	3-1	0.5-4	0-0	0	0	0	0
11/13	L	at SEA	1-1	0-0	0-0	0	0	0	0
11/20	W	CIN	2-1	1-5	0-0	0	0	0	1
11/24	W	SFe	0-0	0-0	0-0	0	0	0	0
12/4	W	at CLE	3-2	2-15	0-0	0	0	0	2
12/11	W	IND	2-2	0-0	0-0	0	0	0	0
12/18	L	at SD	3-3	0-0	0-0	0	0	0	0
12/24	W	CLE	2-1	0-0	0-0	0	0	0	0
1/1	W	at CIN	0-0	0-0	0-0	1	0	0	0
Totals	0-0		23-16	6-31	0-0	2	1	1	4

POSTSEASON

1/15	W	HOU	0-0	0-0	0-0	1	0	0	0
1/22	L	at NE	0-0	0-0	0-0	0	0	0	0
Totals	0-0		0-0	0-0	0-0	1	0	0	0

2012 BALTIMORE RAVENS

Date	W/L	Opp.	Tkls-S	Sk-YL	INT-Yds	PD	FF	FR	TFL
9/10*	W	CIN	1-0	0.5-6	0-0	0	0	0	0
9/16*	L	at PHI	3-3	0-0	0-0	0	0	0	0
9/23*	W	NE	2-1	0-0	0-0	0	0	0	0
9/27*	W	CLE	3-3	0-0	0-0	0	0	0	0
10/7*	W	at KC	3-3	0-0	0-0	0	0	0	2
10/14*	W	DAL	4-4	0-0	0-0	0	0	0	0
10/21	L	at HOU	0-0	0-0	0-0	0	0	0	0
11/4	W	at CLE			INACTIVE				
11/11	W	OAK			INACTIVE				
11/18	W	at PIT			INACTIVE				
11/25	W	at SD			INACTIVE				
12/2	L	PIT	1-1	0-0	0-0	0	0	0	0
12/9	L	at WAS	2-1	0-0	0-0	0	0	0	1
12/16	L	DEN	1-1	1-6	0-0	0	0	0	1
12/23	W	NYG	1-1	0-0	0-0	0	0	0	0
12/30	L	at CIN	0-0	0-0	0-0	0	0	0	0
Totals	5-1		21-18	1.5-12	0-0	0	0	0	4

POSTSEASON

1/6	W	IND	1-0	0-0	0-0	0	0	1	0
1/12	W	at DEN	3-2	1-9	0-0	0	1	0	0
1/20	W	at NE	0-0	0-0	0-0	2	0	0	0
2/3	W	at SF	0-0	0-0	0-0	0	0	0	0
Totals	0-0		4-2	1-9	0-0	2	1	1	0

2013 BALTIMORE RAVENS

Date	W/L	Opp.	Tkls-S	Sk-YL	INT-Yds	PD	FF	FR	TFL
9/5	L	at DEN	1-1	0-0	0-0	0	0	0	0
9/15	W	CLE	1-1	0-0	0-0	0	0	0	1
9/22	W	HOU	2-0	0-0	0-0	0	0	0	0
9/29	L	at BUF	4-3	0-0	0-0	0	0	0	0
10/6	W	at MIA	1-1	1-6	0-0	0	0	0	1
10/13	L	GB	1-1	0-0	0-0	1	0	0	1
10/20	L	at PIT	0-0	0-0	0-0	0	0	0	0
11/3	L	at CLE	1-1	0-0	0-0	0	1	0	0
11/10	W	CIN	1-0	0-0	0-0	0	0	0	0

11/17	L	at CHI	1-1	0-0	0-0	0	0	0	0
11/24	W	NYJ	4-3	1-7	0-0	0	0	0	2
11/28	W	PIT	2-1	0-0	0-0	0	0	0	0
12/8	W	MIN	1-0	0-0	0-0	0	0	0	0
12/16	W	at DET	0-0	0-0	0-0	0	0	0	0
12/22	L	NE	0-0	0-0	0-0	0	0	0	0
12/29	L	at CIN	1-0	0-0	0-0	0	0	0	0
Totals	0-0		21-13	2-13	0-0	1	1	0	5

2014 BALTIMORE RAVENS

Date	W/L	Opp.	Tkls-S	Sk-YL	INT-Yds	PD	FF	FR	TFL
9/7	L	CIN	0-0	0-0	0-0	1	0	0	N/A
9/11	W	PIT	1-0	0-0	0-0	1	0	0	N/A
9/21	W	at CLE	1-0	0-0	0-0	0	0	0	N/A
9/28	W	CAR	1-0	0-0	0-0	0	0	0	N/A
10/5	L	at IND	3-2	1-7	0-0	0	0	0	2
10/12	W	at TB	1-1	1-3	0-0	0	0	0	1
10/19	W	ATL	2-2	2-17	0-0	0	1	0	1
10/26	L	at CIN	1-0	0-0	0-0	0	0	0	N/A
11/2	L	at PIT	0-0	0-0	0-0	0	0	0	N/A
11/9	W	TEN	2-0	0-0	0-0	0	0	0	N/A
11/24	W	at NO	0-0	0-0	0-0	0	0	0	N/A
11/30	L	SD	0-0	0-0	0-0	0	0	0	N/A
12/7	W	at MIA	1-1	0-0	0-0	0	0	0	N/A
12/14	W	JAX	3-2	1.5-14	0-0	0	0	0	2
12/21	L	at HOU	6-5	0-0	0-0	1	0	0	2
12/28	W	CLE	5-4	2-9	0-0	1	0	0	3
Totals	0-0		27-17	7.5-50	0-0	4	1	0	11

POSTSEASON

1/3	W	at PIT	2-0	0-0	0-0	0	0	0	0
1/10	L	at NE	2-0	0.5-2	0-0	0	0	0	0
Totals	0-0		4-0	0.5-2	0-0	0	0	0	0

2015 CHICAGO BEARS

Date	W/L	Opp.	Tkls-S	Sk-YL	INT-Yds	PD	FF	FR	TFL
9/13*	L	GB	7-3	0-0	0-0	0	0	0	0
9/20*	L	ARI	3-2	0-0	0-0	0	0	0	0
9/27*	L	at SEA	9-8	2-15	0-0	0	0	0	2
10/4*	W	OAK	9-6	0-0	1-13	1	0	0	1
10/11*	W	at KC	4-1	1-2	0-0	0	0	0	1
10/18*	L	at DET	6-6	1-7	0-0	0	0	0	2
11/1*	L	MIN	4-1	1-7	0-0	0	0	0	1
11/9*	W	at SD	2-2	0-0	0-0	0	0	0	0
11/15	W	at STL			INACTIVE				
11/22*	L	DEN	2-1	0-0	0-0	0	0	0	0
11/26*	W	at GB	6-4	0-0	0-0	0	0	0	0
12/6*	L	SF	1-1	0-0	0-0	1	0	0	1
12/13	L	WAS			INACTIVE				
12/20*	L	at MIN	4-3	0-0	0-0	1	0	0	0
12/27	W	at TB	5-4	1-10	0-0	0	1	0	2
1/3	L	DET	1-1	0-0	0-0	0	0	0	0
Totals	4-8		64-43	6-41	1-13	3	1	0	10

*Denotes Game Started

SACK TRIO

Bears LBs [Lamarr Houston](#) (8), [Willie Young](#) (6.5) and [Pernell McPhee](#) (6) were one of five NFL trios to each have at least 6 sacks during the 2015 regular season.

TRIOs W/ AT LEAST 6 SACKS EACH

2015 NFL Regular Season

Team	Player (sacks)	Player (sacks)	Player (sacks)
Chi	L. Houston (8)	W. Young (6.5)	P. McPhee (6)
Mia	O. Vernon (7.5)	C. Wake (7)	N. Suh (6)
NE	C. Jones (12.5)	J. Sheard (8)	R. Ninkovich (6.5)
Phi	F. Cox (9.5)	C. Barwin (7)	B. Graham (6.5)
Was	R. Kerrigan (9.5)	P. Smith (8)	C. Baker (6)



81 CAMERON MEREDITH

Ht: 6-3 Wt: 207
Age: 23 College: Illinois State
Bears Season: 2 NFL Season: 2
Acquired: Undrafted free agent in 2015

WIDE RECEIVER

PRO CAREER: Appeared in 11 games as a rookie for the Chicago Bears, notching 11 receptions for 12 yards (10.9 avg)... Signed with the Bears as an undrafted free agent out of Illinois State... Saw his first action as a pro vs. Arizona.

CAREER TRANSACTIONS: Signed with the Chicago Bears as an undrafted free agent (5/3/15). **SIGNED through 2017**

2015 SEASON: Played in 11 games (Games 2-6, 8-10, 12 & 15-16), recording 11 receptions for 120 yards (10.9 avg)... Inactive Games 7 & 13-14 and active but Did Not Play in Game 11... Grabbed career-high 4 receptions for 52 yards in Game 5 at KC, including 2 receptions for 30 yards on the game-winning touchdown drive. **GAMES PLAYED-STARTED: 11-0**

COLLEGE: Started his college career at Illinois State at quarterback before moving to receiver prior to the start of his junior season... Appeared in 28 career games with 14 starts, notching 87 catches for 1,431 yards (16.4 avg) and 14 touchdowns... Also ran the ball twice for 10 yards (5.0 avg)... As a senior, played in all 15 games, with 14 starts at wide receiver... Led ISU with 66 receptions and 1,061 yards receiving, with 9 touchdowns... 1-of-6 players in school history with over 1,000 yards receiving in a season... Played in 10 games and ranked second on the team with 21 receptions, after making the transition to wide receiver from quarterback prior to the start of his junior season... Led the team with 370 yards and 5 receiving touchdowns... Averaged 17.6 ypc... As a sophomore, appeared in 1 game as backup quarterback for the Redbirds... Recorded 1 carry for 11 yards... Appeared in 2 games as a redshirt freshman... Completed 3-of-5 passes for 9 yards... Redshirted as a true freshman.

PERSONAL: Three-year letter winner out of St. Joseph's H.S. (Westchester, IL)... Passed for 2,000 yards and rushed for over 400 yards as a senior... Threw 12 touchdown passes and ran in 7 more... Recorded 7 interceptions on defense... Named an all-area and all-conference selection... Passed for 1,250 yards and 10 touchdowns as a junior, while running for over 100 yards and scoring 2 TD's on the ground... Named an all-area selection as a junior and was honorable mention as a sophomore, with over 700 passing yards and 5 touchdowns... Also played baseball for one year and lettered as a senior in basketball.

MEREDITH

CONTRACT EXPIRATION

- 2016** – Acho, Anderson,, Barrow, Bausby, Becton, Bellamy, Bolden, Brewer, Browner, Callahan, Chandler, Fales, Glenn, Housler, Hoyer, Hurst, Jackson, Jeffery, Jones, Lasike, Mariani, Moeaki, Perry, Prosinski, Rodgers, Scales, Scruggs, Sinclair, Thompson, Wallace, Washington, Weaver, Williams, Wilson, Young
- 2017** – Carey, Ferguson, Gould, Hicks, Jones-Quartey, Larsen, Lee, Leno, Long, McManis, Meredith, Miller, O'Donnell, Royal, Sutton, Timu, Unrein
- 2018** – Amos, Bellard, Braunecker, Calhoun, Duncan, Edison, Freeman, Fuller Goldman, Grace, Grasu, Houston, Keaton, Kling, Langford, LeCompte, Massie, Peterson, D., Peterson, K., Porter, Robertson-Harris, Sommers, Williams, Da., Williams, Do.
- 2019** – Braverman, Bullard, Bush, Hall, Houston-Carson, Howard, Kwiatkoski, McPhee, Trevathan, White, Whitehair
- 2020** – Cutler, Floyd



86 ZACH MILLER

Ht: 6-5

Age: 31

Bears Season: 3

Acquired: Waived free agent in 2013 (TB)

Wt: 243

College: Nebraska-Omaha

NFL Season: 7

TIGHT END

PRO CAREER: Owns 79 receptions for 909 yards (11.5 avg) and 9 touchdowns in 48 games (19 starts) over four NFL seasons with the Jacksonville Jaguars (2009-11) and Chicago Bears (2015)... Coming off of career-highs in receptions (34), yards (439) and touchdowns (5)... Missed the 2012 season in Jacksonville due to a calf injury and the 2014 season in Chicago due to a foot injury... Spent part of 2013 offseason with Tampa Bay before being waived prior to start of regular season... Adds 23 special teams tackles and 3 kickoff returns for 41 yards.

HONORS AND AWARDS: 2015 - Brian Piccolo Award.

CAREER TRANSACTIONS: Selected in the sixth round (180th overall) of the 2009 NFL Draft by the Jaguars... Signed with Jacksonville (6/29/09)... Cut by the Jaguars (10/16/12)... Signed by Tampa Bay 1/2/13... Cut by the Buccaneers (8/27/13)... Signed futures contract with Chicago (12/30/13)... Signed 1-year extension with the Bears (2/27/15)... Re-signed with Chicago (3/14/16). **SIGNED through 2017**

2015 SEASON: Appeared in 15 contests (Games 1-15), starting 14 games (Games 1-7 & 9-15), collecting career-highs in receptions (34), receiving yards (43) and receiving touchdowns (5) - which also led the team... Missed Game 16 due to a toe injury... Made Bears debut in Game 1 vs. Green Bay, marking the first time he appeared in a contest since October 16, 2011... His 2 receptions in Game 2 vs. Arizona were his first NFL receptions since October 2, 2011... Hauled in game-winning 25-yard touchdown reception in 4th quarter of Game 8 at San Diego, his first touchdown catch since October 2, 2011... Had first 100-yard receiving contests of his career in Game 9 at St. Louis (107 yards and 2 touchdowns on 5 receptions)... 87-yard touchdown reception in Game 9 at St. Louis was the second longest reception ever by a Bears tight end and tied for seventh-longest overall in franchise history... All 5 touchdowns came in the last 8 games in which he appeared in during the 2015 season... Won the Brian Piccolo Award as voted by his teammates. **GAMES PLAYED-STARTED: 15-14**

PREVIOUS SEASONS: 2014 - Spent entire regular season on Injured Reserve with Chicago after suffering a foot injury in the preseason. **2013** - Spent the offseason with Tampa Bay but was waived by the Buccaneers before the start of the regular season (August 27). **2012** - Placed on Injured Reserve by Jacksonville prior to the start of the regular season (September 2) due to a calf injury... Was waived off of Injured Reserve on October 16 and did not sign with another team that season. **2011** - Caught 4 passes for 42 yards (10.5 ypr) and 1 TD in four games played with Jacksonville... Added 2 special teams tackles... Appeared in Games 2-4 and 6... Inactive Game 1 due to a knee injury and Game 5 due to a shoulder injury... Placed on Injured Reserve due to shoulder injury on October 18, causing him to miss the final 10 games of the season. **2010** - Started 5-of-15 games played with Jacksonville, grabbing 20 receptions for 216 yards (10.8 ypc) and 1 TD... Added 2 carries for 9 yards on offense... On special teams had 12 tackles and 1 kickoff return for 22 yards... Missed season finale due to a concussion. **2009** - Appeared in 14 games, grabbing 21 receptions for 212 yards (10.1 ypr) and 2 TDs... Added 1 carry for 3 yards... Had 2 kickoff returns for 19 yards and 9 special teams tackles... Missed first two contests of the season due to a knee injury.

COLLEGE: Four-year letterman as a QB at Nebraska-Omaha (2005-08)... Began career at University of Nebraska as walk-on before transferring to Nebraska-Omaha... Served as a team captain for the final three seasons... Played TE for the first time at the 2009 Valero Cactus Bowl in Kingsville, Texas, a Division II all-star game held each January, finishing the contest with 5 receptions for 116 yards and 1 TD in that game... Was 305-of-501 passing for 4,096 yards and 26 TDs ... Finished with 3,122 career rushing yards with school-record 50 TDs.

PERSONAL: Attended Bishop Neumann (Neb.) High School... Was three-sport letterman, competing in basketball, baseball and football... He and his wife, Kristen, have a daughter, Izabella, and son Kashton Xavier.

ZACH MILLER'S NFL STATISTICS							
REGULAR SEASON							
Year	Team	GP-GS	Rec	Yds	Avg	Lg	TD
2009	Jacksonville	14-0	21	212	10.1	62	2
2010	Jacksonville	15-5	20	216	10.8	52t	1
2011	Jacksonville	4-0	4	42	10.5	14t	1
2015	Chicago	15-14	34	439	12.9	87t	5
NFL totals		48-19	79	909	11.5	87t	9
ADDITIONAL STATS: Kickoff Returns - 3 for 41 yards: 2009 (2 for 19 yards); 2010 (1 for 22 yards). Rushing - 3 for 12 yards: 2009 (1 for 3 yards); 2010 (2 for 9 yards). Special Teams Tackles - 23: 2009 (9); 2010 (12); 2011 (2).							
SEASON / CAREER / PLAYOFF HIGHS							
		2015	Career			Playoff	
Receptions		7, at TB (12/27)	8, at CLE (1/3/10)			None	
Receiving Yards		107, at STL (11/15)	Same			None	
Longest Reception		87t, at STL (11/15)	Same			None	
Receivng TDs		2, at STL (11/15)	2, twice			None	

ZACH MILLER'S GAME-BY-GAME OFFENSIVE STATS 8-11 Regular Season Starting Record

2009 JACKSONVILLE JAGUARS

Date	W/L	Opp.	Rec	Yds	Avg	Long	TD
9/13	L	at IND	INACTIVE DUE TO INJURY				
9/20	L	ARZ	INACTIVE DUE TO INJURY				
9/27	W	at HOU	0	0	-	-	0
10/4	W	TEN	3	14	4.7	7	0
10/11	L	at SEA	1	2	2.0	2	0
10/18	W	STL	1	14	14.0	14	0
11/1	L	at TEN	0	0	-	-	0
11/8	W	KC	0	0	-	-	0
11/15	W	at NYJ	1	11	11.0	11	0
11/22	W	BUF	0	0	-	-	0
11/29	L	at SF	1	10	10.0	10	0
12/6	W	HOU	3	74	24.7	62	0
12/13	L	MIA	0	0	-	-	0
12/17	L	IND	1	6	6.0	6	0
12/27	L	at NE	2	12	6.0	8	0
1/3	L	at CLE	8	69	8.6	20	2
Totals	0-0		21	212	10.1	62	2

2010 JACKSONVILLE JAGUARS

Date	W/L	Opp.	Rec	Yds	Avg	Long	TD
9/12	W	DEN	2	8	4.0	6	0
9/19	L	at SD	0	0	-	-	0
9/26	L	PHI	1	7	7.0	7	0
10/3	W	IND	0	0	-	-	0
10/10	W	at BUF	2	18	9.0	11	0
10/18	L	TEN	2	18	9.0	10	0
10/24	L	at KC	3	25	8.3	9	0
10/31	W	at DAL	0	0	-	-	0
11/14*	W	HOU	4	79	19.8	52t	1
11/21*	W	CLE	3	27	9.0	13	0
11/28	L	at NYG	0	0	-	-	0
12/5*	W	at TEN	3	34	11.3	18	0
12/12	W	OAK	0	0	-	-	0
12/19*	L	at IND	0	0	-	-	0
12/26*	L	WAS	0	0	-	-	0
1/2	L	at HOU	INACTIVE DUE TO INJURY				
Totals	3-2		20	216	10.8	52t	1

2011 JACKSONVILLE JAGUARS

Date	W/L	Opp.	Rec	Yds	Avg	Long	TD
9/11	W	TEN	INACTIVE DUE TO INJURY				
9/18	L	at NYJ	3	28	9.3	14	0
9/25	L	at CAR	0	0	-	-	0
10/2	L	NO	1	14	14.0	14t	1
10/9	L	CIN	INACTIVE DUE TO INJURY				
10/16	L	at PIT	0	0	-	-	0
Missed Games 7-16 after being placed on IR							
Totals	0-0		4	42	10.5	14t	1

2015 CHICAGO BEARS

Date	W/L	Opp.	Rec	Yds	Avg	Long	TD
9/13*	L	GB	0	0	-	-	0
9/20*	L	ARI	2	14	7.0	9	0
9/27*	L	at SEA	1	21	21.0	21	0
10/4*	W	OAK	0	0	-	-	0
10/11*	W	at KC	0	0	-	-	0
10/18*	L	at DET	0	0	-	-	0
11/1*	L	MIN	0	0	-	-	0
11/9	W	at SD	2	23	11.5	25t	1
11/15*	W	at STL	5	107	21.4	87t	2
11/22*	L	DEN	3	47	15.7	21	0
11/26*	W	at GB	2	10	5.0	7	1
12/6*	L	SF	1	6	6.0	6	0
12/13*	L	WAS	5	85	17.0	30	1
12/20*	L	at MIN	6	57	9.5	17	0
12/27*	W	at TB	7	69	9.9	18	0
1/3	L	DET	INACTIVE				
Totals	5-8		34	439	12.9	87t	5

*Denotes Game Started

MILLER



44

TONY
MOEAKI

Ht: 6-3

Age: 29

Bears Season: 1

Acquired: Unrestricted free agent in 2016 (ATL)

Wt: 250

College: Iowa

NFL Season: 7

TIGHT END

PRO CAREER: Appeared in 49 games with 31 starts for the Kansas City Chiefs (2010-12), Buffalo Bills (2013), Seattle Seahawks (2014) and Atlanta Falcons (2015)... Owns 91 receptions for 1,201 yards (13.2 avg) and 6 touchdowns... Missed the entire 2011 season with an ACL injury... While with the Chiefs, placed 2nd on the team in receiving yards (1,009), 3rd in receiving touchdowns (4) and 4th in receptions (80)... Scored his first touchdown in his first NFL contest vs. SD (9/13/10)... Played in 3 postseason contests with 1 start, notching 1 reception for 22 yards.

CAREER TRANSACTIONS: Drafted by the Kansas City Chiefs in the 3rd round (93rd overall) of the 2010 NFL draft... Signed with the Chiefs (7/22/10)... Waived by Kansas City (10/23/13)... Signed with the Buffalo Bills (12/4/13)... Waived by Buffalo (9/1/14)... Signed with the Seattle Seahawks (11/4/14)... Signed with the Atlanta Falcons (3/19/15)... Waived by the Falcons (9/5/15)... Signed with Atlanta (10/6/15)... Signed with the Chicago Bears (6/16/16). **SIGNED through 2016**

2015 SEASON: Played in 11 games for the Atlanta Falcons... Caught 3 passes for 58 yards (19.3 avg) and 1 touchdown... His 42-yard touchdown was the longest score of his career. **GAMES PLAYED-STARTED: 11-0**

PREVIOUS SEASONS: 2014 - Started 2-of-6 games with Seattle... Gained 134 yards on 8 receptions (16.8 avg) and 1 touchdown... Caught a 63-yard pass at SF (11/27), the longest reception of his career. **2013** - Appeared in 2 games for the Buffalo Bills... Did not record any catches. **2012** - Made 14 starts in 15 games in his final season as a Chief... Finished with 33 receptions for 453 yards and 1 touchdown... 453 receiving yards ranked 2nd on the team and 33 catches ranked 4th. **2011** - Missed the entire season with an ACL injury. **2010** - Started in all 15 games he appeared in as a rookie with Kansas City... Set career marks in receptions (47), receiving yards (556) and touchdowns (3).

COLLEGE: Played in 48 games with 15 starts at Iowa, tallying 76 receptions for 953 yards with 11 touchdowns... Earned honorable mention All-America by CollegeFootballNews.com, honorable mention all-College Football Insiders, first-team all-Big Ten by league coaches, first-team all-Big Ten by Phil Steele's College Football, second-team all-Big Ten by league media.

PERSONAL: Scored 9 touchdowns on 59 receptions for 975 yards (16.5 avg) at Warrenville South H.S (Warrenville, IL)... Recorded 465 yards and 5 touchdowns as a senior... Named first-team All-American by Riddell and second-team All-American by USA Today... Earned first-team all-state honors from the Champaign News-Gazette, Chicago Tribune, Chicago SunTimes, IHSA and Coaches Association.

TONY MOEAKI'S NFL STATISTICS

REGULAR SEASON

Year	Team	GP-GS	Rec	Yds	Avg	Lg	TD
2010	Kansas City	15-15	47	556	11.8	34	3
2012	Kansas City	15-14	33	453	13.7	38	1
2013	Buffalo	2-0	0	0	-	-	0
2014	Seattle	6-2	8	134	16.8	63	1
2015	Atlanta	11-0	3	58	19.3	42t	1
NFL totals		49-31	91	1,201	13.2	63	6

POSTSEASON

Year	Team	GP-GS	Rec	Yds	Avg	Lg	TD
2010	Kansas City	1-1	1	22	22.0	22	0
2014	Seattle	2-0	0	0	-	-	0
NFL totals		3-1	1	22	22.0	22	0

SEASON / CAREER / PLAYOFF HIGHS

	2015	Career	Playoff
Receptions	2, vs. NO (1/3)	6, at OAK (11/7/10)	1, vs. BAL (1/9/11)
Receiving Yards	47, vs. NO (1/3)	73, vs. CIN (11/18/12)	22, vs. BAL (1/9/11)
Longest Reception	42, vs. NO (1/3)	63, at SF (11/27/14)	22, vs. BAL (1/9/11)
Receivng TDs	1, vs. NO (1/3)	1, six times	None

TONY MOEAKI'S GAME-BY-GAME OFFENSIVE STATS 12-18 Regular Season Starting Record

2010 KANSAS CITY CHIEFS

Date	W/L	Opp.	Rec	Yds	Avg	Long	TD
9/13*	W	SD	3	21	7.0	16	1
9/19*	W	at CLE	5	58	11.6	20	0
9/26*	W	SF	4	44	11.0	18t	1
10/10*	L	at IND	4	50	12.5	27	0
10/17*	L	at HOU	2	21	10.5	11	0
10/24*	W	JAX	3	42	14.0	20	0
10/31*	W	BUF	3	45	15.0	18	0
11/7*	L	at OAK	6	63	10.5	23	0
11/14*	L	at DEN	1	34	34.0	34	0
11/21	W	ARI	INACTIVE				
11/28*	W	at SEA	1	6	6.0	6t	1
12/5*	W	DEN	4	54	13.5	21	0
12/12*	L	at SD	2	13	6.5	8	0
12/19*	W	at STL	3	25	8.3	12	0
12/26*	W	TEN	5	63	12.6	19	0
1/2*	L	OAK	1	17	17.0	17	0
Totals	8-6		47	556	11.8	34	3

2011 KANSAS CITY CHIEFS

Date	W/L	Opp.	Rec	Yds	Avg	Long	TD
Missed entire season with an ACL injury							

2012 KANSAS CITY CHIEFS

Date	W/L	Opp.	Rec	Yds	Avg	Long	TD
9/9*	L	ATL	3	37	12.3	18	0
9/16	L	at BUF	1	9	9.0	9	0
9/23*	W	at NO	2	12	6.0	7	0
9/30*	L	SD	3	18	6.0	12	0
10/7*	L	BAL	0	0	-	-	0
10/14*	L	at TB	1	18	18.0	18	0
10/28*	L	OAK	4	57	14.3	20	0
11/1*	L	at SD	0	0	-	-	0
11/12*	L	at PIT	3	68	22.7	38	0
11/18*	L	CIN	4	73	18.3	22	0
11/25*	L	DEN	2	40	20.0	21	0
12/2*	W	CAR	4	54	13.5	25	1
12/9*	L	at CLE	1	10	10.0	10	0
12/16*	L	at OAK	3	36	12.0	17	0
12/23*	L	IND	INACTIVE				
12/30*	L	at DEN	2	21	10.5	16	0
Totals	2-12		33	453	13.7	38	1

2013 BUFFALO BILLS

Date	W/L	Opp.	Rec	Yds	Avg	Long	TD
DID NOT PLAY GAMES 1-14							
12/22	W	MIA	0	0	-	-	0
12/29	L	at NE	0	0	-	-	0
Totals	0-0		0	0	-	-	0

2014 SEATTLE SEAHAWKS

Date	W/L	Opp.	Rec	Yds	Avg	Long	TD
DID NOT PLAY GAMES 1-10							
11/16	L	at KC	1	1	1.0	1t	1
11/23	W	ARI	4	34	8.5	17	0
11/27	W	at SF	1	63	63.0	63	0
12/7*	W	at PHI	1	15	15.0	15	0
12/14*	W	SF	0	0	-	-	0
DID NOT PLAY GAMES 15							
12/28	W	STL	1	21	21.0	21	0
Totals	2-0		8	134	16.8	63	1

2015 ATLANTA FALCONS

Date	W/L	Opp.	Rec	Yds	Avg	Long	TD
DID NOT PLAY GAMES 1-4							
10/11	W	WAS	0	0	-	-	0
10/15	L	at NO	0	0	-	-	0
10/25	W	at TEN	1	11	11.0	11	0
11/1	L	TB	0	0	-	-	0
11/8	L	at SF	0	0	-	-	0
11/22	L	IND	0	0	-	-	0
11/29	L	MIN	0	0	-	-	0
DID NOT PLAY GAME 12							
12/13	L	at CAR	0	0	-	-	0
12/20	W	at JAX	0	0	-	-	0
12/27	W	CAR	0	0	-	-	0
1/3	L	NO	2	47	23.5	42t	1
Totals	0-0		3	58	19.3	42t	1

*Denotes Game Started

MOEAKI



16 PAT O'DONNELL

Ht: 6-4 **Wt:** 217
Age: 25 **College:** Miami (FL)
Bears Season: 3 **NFL Season:** 3
Acquired: 6th round of the 2014 draft (191st overall)

PUNTER

PRO CAREER: Enters third campaign with Chicago (2014-15), hitting 141 punts for 6,204 yards (44.0 gross avg), landing 48 punts inside the 20 with 7 touchbacks, 2 blocked punts and 532 return yards for a net average of 38.7 in 31 games... Ranks 2nd in net punting avg (since 1976) (39.7 in 2015), 4th in gross punting average (44.2 in 2015) and tied for 6th in punts inside the 20 (since 1976) (28 in 2015) in Bears single-season history... Named to the PFWA's and Mel Kiper's ESPN All-Rookie teams following the 2014 season.

HONORS AND AWARDS: 2014 - All-Rookie (PFWA & Mel Kiper).

CAREER TRANSACTIONS: Selected by the Chicago Bears in the 6th round (191st overall) of the 2014 NFL Draft... Signed 4-year contract with the Bears (5/13/14)... **SIGNED through 2017**

2015 SEASON: Hit 70 punts for 3,097 yards (44.2 avg) with 28 inside the 20, 4 touchbacks and 197 return yards for a 39.7 net average in 15 contests... 39.7 net punting yards ranks 2nd in Bears single season annals, 44.2 gross punting yards rank 4th and 28 punts downed inside the 20 rank tied for 6th... Hit a career-long 72-yard punt in Game 3, the longest punt by a Bears player since Brad Maynard had a 75-yarder in the series finale of the 2002 season (12/29/02 vs. TB)... Missed Game 4 due to a knee injury. **GAMES PLAYED-STARTED: 15-0**

PREVIOUS SEASONS: 2014 - Finished rookie campaign connecting on 71 punts for 3,107 yards (43.8 gross avg) with 20 punts downed inside the 20, 3 touchbacks, 1 blocked punt and 335 opponent return yards for a 37.7 net avg... 43.8 gross punting average was seventh highest in Bears single-season history... Named to PFWA and Mel Kiper's ESPN All-Rookie team.

COLLEGE: Appeared in 54 games for Cincinnati (2009-12) and Miami (2013)... Had 234 punts for 10,168 yards (43.5 avg) with 78 punts downed inside the opponent's 20 yard line... Set Miami's single-season record for yards-per-punt average (47.1)... Was named to various all-ACC teams following the 2013 season... Was also named the Hurricane's Special Teams MVP.

PERSONAL: Three-year letter winner at both football and track and field at Palm Beach Central HS (Wellington, FL)... Averaged 45 yards on punts and had 95-percent touchback rate of kickoffs... Earned first-team all-state and all-district honors as a senior... Co-winner of 2008 Lou Groza Award for top kicker in Palm Beach County... Played in 2009 Outback All-Star Game... Made 7 field goals as senior, including long of 52 yards.

O'DONNELL

PAT O'DONNELL'S NFL STATISTICS

REGULAR SEASON

Year	Team	GP	Punts	Yds	Avg	Opp Ret	Yds	Net	TB	In-20	Lg	Blk
2014	Chicago	16	71	3,107	43.8	33	335	37.7	3	20	61	1
2015	Chicago	15	70	3,097	44.2	27	197	39.7	4	28	72	1
NFL totals		31	141	6,204	44.0	60	532	38.7	7	48	72	2

ADDITIONAL STATS: Speacial Teams Tackles - 4: 2014 (2); 2015 (2).

SEASON / CAREER / PLAYOFF HIGHS

	2015	Career	Playoff
Punts	10, at SEA (9/27)	Same	None
Punting Yards	477, at SEA (9/27)	Same	None
Gross Avg. (Min 4)	47.7, at SEA (9/27)	51.3, at ATL (10/12/14)	None
Punts In-the-20	4, at GB (11/26)	Same	None
Longest Punt	72, at SEA (9/27)	Same	None

PAT O'DONNELL'S GAME-BY-GAME STATISTICS

2014 CHICAGO BEARS										2015 CHICAGO BEARS									
DATE	W/L	Opp.	No.	Yds	Avg	Net	Long	In-20		DATE	W/L	Opp.	No.	Yds	Avg	Net	Long	In-20	
9/7	L	BUF	4	160	40.0	36.5	45	1		9/13	L	GB	1	56	56.0	56.0	56	0	
9/14	W	at SF	5	238	47.6	32.2	52	1		9/20	L	ARI	5	229	45.8	40.6	55	1	
9/22	W	at NYJ	5	213	42.6	40.6	49	0		9/27	L	at SEA	10	477	47.7	38.4	72	3	
9/28	L	GB	0	0	-	-	-	0		10/4	W	OAK			INACTIVE				
10/5	L	at CAR	4	209	51.3	31.0	59	2		10/11	W	at KC	5	235	47.0	43.6	49	0	
10/12	W	at ATL	5	201	40.2	34.2	46	2		10/18	L	at DET	5	222	44.4	44.4	52	2	
10/19	L	MIA	3	159	53.0	45.7	58	2		11/1	L	MIN	5	221	44.2	28.8	53	1	
10/26	L	at NE	4	189	47.3	33.0	61	0		11/9	W	at SD	2	85	42.5	42.5	44	1	
11/9	L	at GB	4	171	42.8	38.8	54	0		11/15	W	at STL	4	187	46.8	42.8	52	2	
11/16	W	MIN	2	59	29.5	29.5	35	1		11/22	L	DEN	4	137	34.3	34.3	41	2	
11/23	W	TB	9	367	40.8	39.4	52	2		11/26	W	at GB	8	323	40.4	37.8	46	4	
11/27	L	at DET	6	288	48.0	45.7	61	3		12/6	L	SF	6	257	42.8	42.8	54	3	
12/4	L	DAL	4	134	33.5	33.3	42	1		12/13	L	WAS	5	228	45.6	40.2	54	3	
12/15	L	NO	6	299	49.8	46.3	56	3		12/20	L	at MIN	4	161	40.3	40.3	45	3	
12/21	L	DET	6	242	40.3	36.7	51	1		12/27	W	at TB	4	177	44.3	35.4	48	2	
12/28	L	at MIN	4	182	45.5	32.8	56	1		1/3	L	DET	2	102	51.0	51.0	55	1	
Totals	0-0		71	3,107	43.8	37.7	61	20		Totals	0-0		70	3,097	44.2	39.7	72	28	

NET PUNT AVERAGE

Bears P Pat O'Donnell had a 39.7 net punting average in 2015, second highest in single-season franchise history since 1966 when net punting was first officially recorded.

HIGHEST SINGLE-SEASON NET PUNTING AVERAGE

Bears Franchise History *

Player	Team	Punts	Block	Yds	Ret	TBs	Net
					Yds		Avg
1. Adam Podlesh	2011	89	0	3,903	223	4	40.4
2. Pat O'Donnell	2015	70	1	3,097	197	4	39.7
3. Adam Podlesh	2012	81	0	3,399	84	6	39.4
4. Brad Maynard	2004	108	0	4,638	363	5	38.7
5. Brad Maynard	2008	96	0	3,957	203	5	38.1

* Net punting average first officially recorded in 1966

O'DONNELL



21

TRACY
PORTER**Ht:** 5-11**Age:** 29**Bears Season:** 2**Acquired:** Waived free agent in 2015 (WAS)**Wt:** 200**College:** Indiana**NFL Season:** 9

DEFENSIVE BACK

PRO CAREER: Owns 325 tackles, 11 interceptions – with 3 returned for touchdowns – 74 pass breakups, 2.5 sacks, 17 TFLs, 5 forced fumbles and 3 fumble recoveries in 82 career contests with 73 starts with the New Orleans Saints (2008-11), Denver Broncos (2012), Oakland Raiders (2013), Washington Redskins (2014) and Chicago Bears (2015)... Started 6 post-season contests, including Super Bowl XLIV where he sealed the Saints victory over the Colts when he returned a Peyton Manning interception 74-yards for a score... Owns 33 tackles, 2 interceptions, 1 interception return score, 3 pass breakups, 2 TFLs and 1 forced fumble in the postseason... One-of-four players in NFL history to record a 4th quarter interception in the conference title game and the Super Bowl in the same season (vs. MIN, 1/24/10; at IND, 2/7/10)... Including the playoffs, 11 of his 13 career interceptions have come in the fourth quarter... His 100 interception return yards in the postseason rank tied for 2nd since entering the league in 2008, trailing only Ed Reed (145).

CAREER TRANSACTIONS: Selected by the New Orleans Saints in the 2nd round (40th overall) in the 2008 NFL draft... Signed a four-year contract with the Saints (7/27/08)... Signed a one-year contract with the Denver Broncos (3/22/12)... Signed a one-year contract with the Oakland Raiders (3/11/14)... Signed a two-year contract with the Washington Redskins (3/15/14)... Waived by Washington (5/27/15)... Signed a one-year contract with the Chicago Bears (6/8/15)... Re-signed 3-year contract with the Bears (3/19/16). **SIGNED through 2018**

2015 SEASON: Appeared in 14 contests (Games 3-16) starting 13 (Games 4-16), collecting 38 tackles, 1 interception, 22 pass breakups (team-high) and 1 forced fumble... Inactive Games 1-2 due to a hamstring injury... Grabbed first interception as a member of the Bears in Game 11 at Green Bay and his 4 pass breakups that game (according to press box stats) are the most by any player in a single-game against Aaron Rodgers in Rodgers' NFL career. **GAMES PLAYED-STARTED: 14-13**

PREVIOUS SEASONS: 2014 - Started 1-of-3 games for the Redskins, totaling 5 tackles and 1 pass breakup... Placed on injured reserve (11/26/14) with a shoulder injury. **2013** - In his first season with the Raiders, started all 16 games for the first time in his career, notching career-highs in tackles (67) and sacks (1.5) and tied career highs in pass breakups (12) and TFLs (5)... Also added 2 interceptions, one of which he returned 43 yards for the third regular season touchdown of his career. **2012** - Started 4-of-6 contests for the Broncos, collecting 21 tackles, 6 pass breakups, 1 interception which he returned for a 43-yard score and 2 TFLs... Missed 9 games with an illness... Returned to play Week 16 but sustained a concussion which caused him to miss the Broncos final two contests, including Denver's playoff loss vs. BAL (1/12/13). **2011** - Started 11-of-14 games in his final campaign with the Saints, helping the team to its second 13-3 division-winning season in three years and a third straight playoff berth... Totaled 52 tackles, 1 interception, 9 pass breakups, 2 forced fumbles, 1 fumble recovery and 2 TFLs... Started both of the Saints postseason contests, accounting for 11 tackles. **2010** - Registered 60 tackles in 12 games, all starts, as well as 1 interception, 7 pass breakups, 2 fumble recoveries and 5 TFLs, helping New Orleans to the postseason... Also returned 2 punts for 6 yards... Underwent knee surgery and missed games 5-8 before returning to the lineup... Started New Orleans' lone playoff game, notching 5 tackles and 2 TFLs. **2009** - Helped Saints to triumph in Super Bowl XLIV, starting 11-of-12 regular season games and all three in the postseason... Missed Weeks 11-14 with a knee injury... Recorded 58 tackles, a career-high 4 interceptions, including 1 interception return touchdown, 12 pass breakups and 2 forced fumbles... Started all 3 of the Saints postseason contests, collecting 17 tackles, 2 interceptions (including a 74-yard interception return for a score in the Super Bowl), 3 pass breakups and 1 forced fumble. **2008** - Started the Saints first 5 games as a rookie before a wrist injury landed him on injured reserve... Finished with 25 tackles, 1 sack, 1 interception, 5 pass breakups and 3 TFLs.

COLLEGE: Started 43 career games at Indiana from 2004-07 and graduated with 16 interceptions, 2nd in school history behind Tim Wilbur (19, 1978-82)... Racked up a school-record 413 interception return yards... Also finished with 212 tackles, 2 forced fumbles and 4 fumble recoveries... Additionally, returned 35 punts for 477 yards (13.6 avg.), with 1 TD, becoming the first player in program history to score on a punt, fumble recovery and interception return... Named as a first-team All-Big Ten performer as a senior in 2007, starting every game and posting 83 tackles, with 6 interceptions.

PERSONAL: Attended Port Allen (La.) H.S., lining up at quarterback, running back, wide receiver and cornerback in only two years of prep football... Earned first-team all-district and all-state recognition as a senior defensive back, with 11 interceptions (2 returned for touchdowns)... Also lettered in basketball and track... Has two children, Samari and Synai.

TRACY PORTER'S NFL STATISTICS																			
REGULAR SEASON																			
Year	Team	GP	GS	Tackles					Interceptions					Fumbles			Misc.		
				Tot	S	A	Sk	Yds	No	Yds	Lg	TD	PD	FF	FR	Yds	TFL	STT	
2008	New Orleans	5	5	25	23	2	1.0	8.0	1	25	25	0	5	0	0	0	3.0	0	
2009	New Orleans	12	11	58	49	9	0.0	0.0	4	72	54t	1	12	2	0	0	0.0	0	
2010	New Orleans	12	12	60	45	15	0.0	0.0	1	5	5	0	7	0	2	n/a	5.0	0	
2011	New Orleans	14	11	52	42	10	0.0	0.0	1	-7	-7	0	9	2	1	n/a	2.0	0	
2012	Denver	6	4	21	16	5	0.0	0.0	1	43	43t	1	6	0	0	0	2.0	0	
2013	Oakland	16	16	67	53	14	1.5	11.5	2	44	43t	1	12	0	0	0	5.0	0	
2014	Washington	3	1	5	3	2	0.0	0.0	0	0	-	0	1	0	0	0	0.0	0	
2015	Chicago	14	13	38	34	4	0.0	0.0	1	2	-	0	22	1	0	0	0.0	0	
NFL totals		82	73	326	265	61	2.5	19.5	11	184	0	3	74	5	3	n/a	17.0	0	
ADDITIONAL STATS: Punt Returns - 2 for 6: 2010 (2 for 6).																			
POSTSEASON																			
Year	Team	GP	GS	Tackles					Interceptions					Fumbles			Misc.		
				Tot	S	A	Sk	Yds	No	Yds	Lg	TD	PD	FF	FR	Yds	TFL	STT	
2009	New Orleans	3	3	17	17	0	0.0	0.0	2	100	74t	1	3	1	0	0	0	0	
2010	New Orleans	1	1	5	4	1	0.0	0.0	0	0	-	0	0	0	0	0	2	0	
2011	New Orleans	2	2	11	11	0	0.0	0.0	0	0	0	0	0	0	0	0	0	0	
Postseason		6	6	33	32	1	0.0	0.0	2	100	74t	1	3	1	0	0	2	0	
SEASON / CAREER / PLAYOFF HIGHS																			
2015				Career					Playoff										
Tackles.....				6, vs. DET (1/3).....					10, vs. NYG (11/28/11).....					8, vs. MIN (1/24/10)					
Solos.....				5, twice.....					8, three times.....					8, vs. MIN (1/24/10)					
Pass Defenses.....				5, at GB (11/26).....					5, twice.....					1, three times					
Interceptions.....				1, at GB (11/26).....					1, 11 times.....					1, twice					

PORTER

PORTER PBU's

Over the final 10 games of the 2015 regular season after returning from the bye week, Bears CB Tracy Porter had 10 passes defended according to press box stats, tied for 10th most in the NFL during that span.

For the 2015 season, Porter had 12 passes defended according to press box stats, tying his career high first established in 2009 with New Orleans and replicated in 2013 with Oakland.



CHICAGO BEARS PLAYERS

TRACY PORTER'S GAME-BY-GAME DEFENSIVE STATS 40-33 Regular Season Starting Record (4-2 Postseason Record)

2008 NEW ORLEANS SAINTS

Date	W/L	Opp.	Tkls-S	Sk-YL	INT-Yds	PD	FF	FR	TFL
9/7*	W	TB	3-2	0-0	0-0	2	0	0	0
9/14*	L	at WAS	9-8	0-0	0-0	0	0	0	0
9/21*	L	at Den	7-7	0-0	0-0	0	0	0	1
9/28*	W	SF	3-3	1-8	1-25	1	0	0	1
10/6*	L	MIN	3-3	0-0	0-0	2	0	0	1
PLACED ON INJURED RESERVE 10/7									
Totals	2-3		25-23	1-8	1-25	5	0	0	3

2009 NEW ORLEANS SAINTS

Date	W/L	Opp.	Tkls-S	Sk-YL	INT-Yds	PD	FF	FR	TFL
9/13*	W	DET	7-6	0-0	0-0	0	0	0	0
9/20*	W	at PHI	1-1	0-0	1-0	2	0	0	0
9/27*	W	at BUF	2-2	0-0	0-0	0	0	0	0
10/4*	W	NYJ	6-5	0-0	0-0	0	0	0	0
10/18*	W	NYG	4-4	0-0	0-0	2	0	0	0
10/25*	W	at MIA	9-6	0-0	1-54	3	0	0	0
11/2*	W	ATL	6-6	0-0	1-18	1	0	0	0
11/8*	W	CAR	7-7	0-0	0-0	0	2	0	0
11/15*	W	at STL	2-2	0-0	0-0	0	0	0	0
INACTIVE GAMES 11-14									
12/19	L	DAL	6-4	0-0	0-0	2	0	0	0
12/27*	L	TB	6-6	0-0	1-0	1	0	0	0
1/3*	L	at CAR	2-0	0-0	0-0	1	0	0	0
Totals	9-2		58-49	0-0	4-72	12	2	0	0

POSTSEASON

1/16*	W	ARI	5-5	0-0	0-0	1	0	0	0
1/24*	W	MIN	8-8	0-0	1-26	1	1	0	0
2/7*	W	at IND	4-4	0-0	1-74	1	0	0	0
Totals	3-0		17-17	0-0	2-100	3	1	0	0

2010 NEW ORLEANS SAINTS

Date	W/L	Opp.	Tkls-S	Sk-YL	INT-Yds	PD	FF	FR	TFL
9/9*	W	MIN	4-4	0-0	0-0	1	0	0	0
9/20*	W	at SF	7-3	0-0	1-5	1	0	0	0
9/26*	L	ATL	3-1	0-0	0-0	0	0	0	0
10/3*	W	CAR	3-2	0-0	0-0	1	0	0	0
INACTIVE GAMES 5-8									
11/7*	W	at CAR	4-4	0-0	0-0	1	0	0	0
11/21*	W	SEA	6-5	0-0	0-0	0	0	0	0
11/25*	W	at DAL	6-4	0-0	0-0	0	0	2	1
12/5*	W	at CIN	7-5	0-0	0-0	1	0	0	0
12/12*	W	STL	3-3	0-0	0-0	0	0	0	1
12/19*	L	at BAL	5-3	0-0	0-0	1	0	0	0
12/27*	W	at ATL	5-5	0-0	0-0	0	0	0	2
1/2*	L	TB	7-6	0-0	0-0	1	0	0	1
Totals	9-3		60-45	0-0	1-5	7	0	2	5

POSTSEASON

1/8*	L	at SEA	5-4	0-0	0-0	0	0	0	2
------	---	--------	-----	-----	-----	---	---	---	---

2011 NEW ORLEANS SAINTS

Date	W/L	Opp.	Tkls-S	Sk-YL	INT-Yds	PD	FF	FR	TFL
9/8*	L	at GB	5-1	0-0	0-0	0	0	0	0
INACTIVE GAMES 2-3									
10/2	W	at JAX	2-2	0-0	0-0	1	0	0	1
10/9	W	at CAR	2-2	0-0	0-0	1	0	0	0
10/16*	L	at TB	4-4	0-0	0-0	0	0	0	0
10/23*	W	IND	2-2	0-0	0-0	1	0	0	0
10/30*	L	at STL	5-5	0-0	0-0	0	0	0	0
11/6*	W	TB	0-0	0-0	0-0	1	0	0	0
11/13*	W	at ATL	6-5	0-0	0-0	0	1	0	0
11/28*	W	NYG	10-8	0-0	0-0	1	1	0	0
12/4*	W	DET	7-5	0-0	1-(-7)	1	0	0	0
12/11*	W	at TEN	3-2	0-0	0-0	2	0	0	0
12/18	W	at MIN	0-0	0-0	0-0	0	0	0	0
12/26*	W	ATL	2-2	0-0	0-0	1	0	0	1
1/1*	W	CAR	4-4	0-0	0-0	0	0	1	0
Totals	8-3		52-42	0-0	1-(-7)	9	2	1	2

POSTSEASON

1/7*	W	DET	7-7	0-0	0-0	0	0	0	0
1/14*	L	at SF	4-4	0-0	0-0	0	0	0	0
Totals	1-1		11-11	0-0	0-0	0	0	0	0

2012 DENVER BRONCOS

Date	W/L	Opp.	Tkls-S	Sk-YL	INT-Yds	PD	FF	FR	TFL
9/9*	W	PIT	8-8	0-0	1-43	5	0	0	1
9/17	L	at ATL	3-2	0-0	0-0	1	0	0	0
9/23*	L	HOU	3-2	0-0	0-0	0	0	0	1
9/30*	W	OAK	1-1	0-0	0-0	0	0	0	0
10/7*	L	at NE	6-3	0-0	0-0	0	0	0	0
INACTIVE GAMES 6-15									
12/23	W	CLE	0-0	0-0	0-0	0	0	0	0
INACTIVE GAMES 16									
Totals	2-2		21-16	0-0	1-43	6	0	0	2

2013 OAKLAND RAIDERS

Date	W/L	Opp.	Tkls-S	Sk-YL	INT-Yds	PD	FF	FR	TFL
9/8*	L	at IND	5-4	1-8	0-0	0	0	0	1
9/15*	W	JAX	5-4	0.5-3.5	0-0	3	0	0	0
9/23*	L	at DEN	6-5	0-0	0-0	0	0	0	0
9/29*	L	WAS	8-5	0-0	0-0	0	0	0	1
10/6*	W	SD	8-3	0-0	0-0	2	0	0	0
10/13*	L	at KC	5-5	0-0	0-0	1	0	0	1
10/27*	W	PIT	2-1	0-0	1-1	2	0	0	0
11/3*	L	PHI	4-4	0-0	0-0	1	0	0	1
11/10*	L	at NYG	3-3	0-0	1-43	1	0	0	0
11/17*	W	at HOU	2-2	0-0	0-0	0	0	0	0
11/24*	L	TEN	2-2	0-0	0-0	0	0	0	0
11/28*	L	at DAL	8-7	0-0	0-0	1	0	0	1
12/8*	L	at NYJ	4-3	0-0	0-0	0	0	0	0
12/15*	L	KC	2-2	0-0	0-0	0	0	0	0
12/22*	L	at SD	0-0	0-0	0-0	1	0	0	0
12/29*	L	DEN	3-3	0-0	0-0	0	0	0	0
Totals	4-12		67-53	1.5-11.5	2-44	12	0	0	5


2014 WASHINGTON REDSKINS

Date	W/L	Opp.	Tkls-S	Sk-YL	INT-Yds	PD	FF	FR	TFL
INACTIVE GAMES 1-3									
9/25	L	NYG	2-0	0-0	0-0	0	0	0	0
INACTIVE GAMES 5-10									
11/16	L	TB	2-2	0-0	0-0	1	0	0	0
11/23*	L	at SF	1-1	0-0	0-0	0	0	0	0
PLACED ON INJURED RESERVE 11/26									
Totals	0-1		5-3	0-0	0-0	1	0	0	0

2015 CHICAGO BEARS

Date	W/L	Opp.	Tkls-S	Sk-YL	INT-Yds	PD	FF	FR	TFL
9/13	L	GB	INACTIVE						
9/20	L	ARI	INACTIVE						
9/27	L	at SEA	0-0	0-0	0-0	0	0	0	0
10/4*	W	OAK	3-2	0-0	0-0	1	0	0	0
10/11*	W	at KC	2-2	0-0	0-0	1	0	0	0
10/18*	L	at DET	4-4	0-0	0-0	2	0	0	0
11/1*	L	MIN	3-3	0-0	0-0	1	0	0	0
11/9*	W	at SD	3-2	0-0	0-0	2	1	0	0
11/15*	W	at STL	3-3	0-0	0-0	3	0	0	0
11/22*	L	DEN	3-3	0-0	0-0	2	0	0	0
11/26*	W	at GB	1-0	0-0	1-2	5	0	0	0
12/6*	L	SF	2-2	0-0	0-0	0	0	0	0
12/13*	L	WAS	5-5	0-0	0-0	1	0	0	0
12/20*	L	at MIN	3-3	0-0	0-0	0	0	0	0
12/27*	W	at TB	0-0	0-0	0-0	1	0	0	0
1/3*	L	DET	6-5	0-0	0-0	3	0	0	0
Totals	6-7		38-34	0-0	1-2	22	1	0	0

*Denotes Game Started



31

CHRIS
PROSINSKI

Ht: 6-1 Wt: 213
Age: 29 College: Wyoming
Bears Season: 2 NFL Season: 6
Acquired: Waived free agent in 2015 (PHI)

DEFENSIVE BACK

PRO CAREER: Appeared in 69 games with 14 starts over five seasons with the Jacksonville Jaguars (2011-14), Philadelphia Eagles (2014) and Chicago Bears (2015), collecting 105 tackles, 1 sack, 1 TFL, 1 interception, 1 forced fumble and 6 pass breakups... On special teams has recorded 36 tackles and 2 fumble recoveries.

CAREER TRANSACTIONS: Drafted by the Jacksonville Jaguars in the 4th round (121st overall) of the 2011 NFL Draft... Signed with the Jaguars (7/28/11)... Waived by Jacksonville (9/26/14)... Signed with the Philadelphia Eagles (11/3/14)... Waived by the Eagles (9/5/15)... Signed by the Chicago Bears (9/29/15)... Re-signed with Chicago (3/25/16). **SIGNED through 2016**

2015 SEASON: Appeared in 13 contests (Games 4-16) making 5 starts (Games 10-14) recording 32 defensive tackles, 1 sack, 1 forced fumble recovered by Chicago's defense, 9 special teams stops (3rd on the team) and 1 opponent fumble recovery on a muffed punt... Recorded first NFL sack in Game 10 vs. Denver and first career forced fumble a game later at Green Bay. **GAMES PLAYED-STARTED: 13-5**

PREVIOUS SEASONS: 2014 - Saw action in 11 games with the Eagles (8) and Jaguars (3)... Totaled 2 tackles and 1 TFL on defense and added 10 tackles on special teams. **2013 -** Appeared in 16 games with 1 start for the Jaguars, notching 7 defensive tackles, 2 PBUs and 9 STTs. **2012 -** Started 7-of-16 games in his second season in Jacksonville, collecting a career-high 50 defensive stops, 1 INT and 4 PBUs... Added 3 STTs. **2011 -** Appeared in 13 games with 1 start as a rookie for Jacksonville... Totaled 14 tackles on defense and 5 on special teams.

COLLEGE: Appeared in 49 career games for Wyoming, tallying 373 tackles, including 4 TFLs, 21 PBUs, 5 interceptions and 1 fumble recovery which he returned 98 yards for a TD... 373 tackles rank 4th all-time in school annals.

PERSONAL: Played quarterback for at Buffalo (WY) H.S., where he helped lead the team to back-to-back Wyoming 4A State titles as a junior and senior... Two-time All-State selection and was named Wyoming's Offensive Player of the Year by the Casper Star-Tribune... Also competed in track and field, winning the state championship in the long jump as a junior and the individual state championship in the 110 hurdles and 100m dash as a senior... An All-State basketball player for his father, Paul, who was Buffalo's head basketball coach, and led the team to a 3A State Championship as a senior, earning player of the game honors in the victory... Achieved a perfect 4.0 GPA in high school and was presented with the 2006 Milward Simpson Athlete of the Year Award, an annual honor given to the most outstanding male and female senior athlete in Wyoming.

PROSINSKI



PROSINSKI

CHRIS PROSINSKI'S NFL STATISTICS

REGULAR SEASON

Year	Team	GP	GS	Tackles					Interceptions					Fumbles			Misc.	
				Tot	S	A	Sk	Yds	No	Yds	Lg	TD	PD	FF	FR	Yds	TFL	STT
2011	Jacksonville	13	1	14	11	3	0.0	0.0	0	0	-	0	0	0	1	n/a	0.0	5
2012	Jacksonville	16	7	50	39	11	0.0	0.0	1	6	6	0	4	0	0	0	0.0	3
2013	Jacksonville	16	1	7	5	2	0.0	0.0	0	0	-	0	2	0	0	0	0.0	9
2014	TOTAL	11	0	2	2	0	0.0	0.0	0	0	-	0	0	0	0	0	1.0	10
2015	Chicago	13	5	32	28	4	1.0	0.0	0	0	-	0	0	1	0	0	0.0	9
NFL totals		69	14	105	85	20	1.0	0.0	1	6	6	0	6	1	1	0	1.0	36

SEASON / CAREER / PLAYOFF HIGHS

	2015	Career	Playoff
Tackles.....	9, at GB (11/26)	12, vs. NE (12/23/12)	None
Solos.....	8, at GB (11/26)	8, twice	None
Pass Defenses.....	None	1, six times	None
Interceptions	None	1, vs. NE (12/23/12)	None

BLOWN LEADS

(Regular season only)

	Never		Largest Lead				
	Losses	led	1-3	4-7	8-10	11+	
1980	9	4	3	1	1		
1981	10	6	3	1			
1982	6	4		1			17 at TB
1983	8	6		2			
1984	6		2	3	1		
1985	1	1					
1986	2	1		1			
1987	4	2					14 vs. NO; 14 at DEN
1988	4	3	1				
1989	10	5	3	1	1		
1990	5	2	1	1	1		
1991	5	3		1	1		
1992	11	6	1	2			14 vs. CIN; 20 at MIN
1993	9	4	2	2	1		
1994	7	4	2		1		
1995	7	3		4			
1996	9	2	2	4	1		
1997	12	4	2	4	1		14 at DET
1998	12	3	1	5	1		11 vs. MIN; 15 at TB
1999	10	5	2	1	1		13 vs. SEA

	Never		Largest Lead				
	Losses	led	1-3	4-7	8-10	11+	
2000	11	8		3			
2001	3	1	1	1			
2002	12	6		3			20 vs. NO; 21 vs. NE; 11 at GB
2003	9	5	1	1			11 vs. STL; 14 at GB
2004	11	8		3			
2005	5	2	2	1			
2006	3	2	1				
2007	9	2	2	2	3		
2008	7	1	1	3	1		14 at CAR
2009	9	5	3	1			
2010	5	2	1	2			
2011	8	2	3	3			
2012	6	4		2			
2013	8	3	1	2	2		
2014	11	5	1	3			14 at Car; 11 vs. DET
2015	10	6	1	3			



35

JACQUIZZ
RODGERS**Ht:** 5-6**Age:** 25**Bears Season:** 2**Acquired:** Unrestricted free agent in 2015 (ATL)**Wt:** 205**College:** Oregon State**NFL Season:** 6**RUNNING BACK**

PRO CAREER: Logged 1,157 yards on 319 carriers (3.6 avg) and 1,114 yards on 156 catches (7.1 avg) and 10 total touchdowns (5 rushing and 5 receiving) in 68 career games including 5 starts with the Atlanta Falcons (2011-14) and Chicago Bears (2015)... Owns 2,271 yards from scrimmage... Also returned 50 kickoffs for 1,192 yards (23.8 avg)... Logged 11 special teams tackles and recovered one opponent muffed punt... Appeared in 3 postseason contests, tallying 20 rushes for 96 yards (4.8 avg) and 6 receptions for 26 yards (4.3 avg).

CAREER TRANSACTIONS: Selected by the Atlanta Falcons in the 5th round (145th overall) of the 2011 NFL draft... Signed with the Falcons (7/28/11)... Signed 1-year contract with the Chicago Bears (3/31/15)... Re-signed with Chicago (3/9/16). **SIGNED through 2016**

2015 SEASON: Carried the ball 14 times for 41 yards (2.9 avg) with 1 reception for 10 yards, appearing as a reserve in 5 contests (Games 1-5) for Chicago... Added 1 kickoff return for 15 yards and 4 special teams tackles... Had 1 takeaway, recovering an opponent's muffed punt... Missed final 11 games after being placed on Injured Reserve due to an arm injury.

GAMES PLAYED-STARTED: 5-0

PREVIOUS SEASONS: 2014 - In his final season with Atlanta, gained 217 yards on 58 carries (3.7 avg) and 1 rushing touchdown... Added 29 receptions for 173 yards (6.0 avg) and 1 touchdown... On special teams, recorded 1 kickoff return for 10 yards. **2013** - Started 4-of-15 games for the Falcons, tallying a career-high 96 rush attempts for 332 yards (3.5 avg)... Compiled 341 receiving yards on 52 receptions (6.6 avg)... Notched a career-high in total touchdowns with 4 (2 rushing and 2 receiving)... Added 25 kickoff returns for 575 yards (23.0 avg). **2012** - Appeared in 16 games for the second consecutive season in Atlanta, notching career highs in rushing yards (362 on 94 attempts) and receiving yards (402 on 53 receptions)... Scored 1 rushing and 1 receiving touchdown... Recorded 23 kickoff returns for 592 yards (25.7 avg) on special teams... Competed in both of the Falcons postseason contests, notching 20 rushes for 96 yards (4.8 avg) and 2 receptions for 8 yards. **2011** - Competed in 16 games as a rookie for the Falcons, logging 205 rushing yards on 57 attempts (3.6 avg) and 21 receptions for 188 yards (9.0 avg)... Recorded 1 rushing and 1 receiving touchdown... Caught 4 passes for 18 yards in Atlanta's lone playoff game.

COLLEGE: While at Oregon State, caught 151 passes in his career, shattering Pat Chaffey's school record for receptions by a running back (124)... 4,929 all-purpose yards rank sixth in school annals behind his brother James Rodgers (5,784) and Ken Simonton (5,606)... One-of-three players in Beaver history to account for 1,000 yards rushing and 1,000 yards receiving in a career... In 36 games with the Beavers, rushed for 3,877 yards on 788 carries with 46 touchdowns... 3,877 yards rank sixth in Pac-10 Conference history... Named the Pac 10 Offensive Player of the Year and Rookie of the Year as a freshman in 2008... Set a school record with 21 rushing touchdowns as a junior in 2009.

PERSONAL: Played tailback and safety for Lamar Consolidated High School (Richmond, TX) where he set a Texas record for scoring with 136 touchdowns, while his 8,245 career rushing yards were the sixth-highest total in state history... Finished his prep career ranking second all-time in Texas high school annals with 41 100-yard rushing performances, including 21 200-yard games... Named the inaugural Texas Associated Press Player of the Year and the Texas Sports Writers Association 4A Offensive Player of the Year in his senior season... Also garnered several national honors, including first-team EA Sports High School All-American and 2008 Parade All-American, as well as Old Spice Red Zone and Built Ford Tough Player of the Year awards for Texas.



JACQUIZZ RODGERS' NFL STATISTICS

Year	Team	GP-GS	Rush	Yds	Avg	Lg	TD	Rec	Yds	Avg	Lg	TD	STT
2011	Atlanta	16-0	57	205	3.6	13	1	21	188	9.0	31t	1	0
2012	Atlanta	16-0	94	362	3.9	43	1	53	402	7.6	32	1	0
2013	Atlanta	15-4	96	332	3.5	19t	2	52	341	6.6	22	2	0
2014	Atlanta	16-1	58	217	3.7	17t	1	29	173	6.0	14	1	0
2015	Chicago	5-0	14	41	2.9	5	0	1	10	10.0	10	0	4
NFL totals		68-5	319	1,157	3.6	43	5	156	1114	7.1	32	5	4

ADDITIONAL STATS: Kickoff Returns - 50 for 1,192 yards.

POSTSEASON

Year	Team	GP-GS	Rush	Yds	Avg	Lg	TD	Rec	Yds	Avg	Lg	TD
2011	Atlanta	1-0	0	0	0	0	0	4	18	4.5	8	0
2012	Atlanta	2-0	20	96	4.8	45	0	2	8	4.0	6	0
NFL totals		3-0	20	96	4.8	45	0	6	26	4.3	8	0

SEASON / CAREER / PLAYOFF HIGHS

	2015	Career	Playoff
Rushes	4, twice	18, at MIA (9/22/13)	10, twice
Rushing Yards	16, vs. GB (9/13)	86, at MIA (9/22/13)	64, vs. SEA (1/13/13)
Longest Run	5, three times	43, at PHI (10/28/12)	45, vs. SEA (1/13/13)
Rushing TDs	None	2, vs. NYJ (10/7/13)	None
Receptions	1, at SEA (9/27)	8, twice	4, at NYG (1/8/12)
Receiving Yards	10, at SEA (9/27)	56, vs. NE (9/29/13)	18, at NYG (1/8/12)
Longest Reception	10, at SEA (9/27)	32, at TB (11/25/12)	8, at NYG (1/8/12)
Receiving TDs	None	2, vs. TB (10/20/13)	None

JACQUIZZ RODGERS' GAME-BY-GAME RUSHING AND RECEIVING STATS 1-4 Regular Season Starting Record

2011 ATLANTA FALCONS

Date	W/L	Opp.	Rush	Yards	Avg.	Lg	TD	Rec.	Yards	Avg.	Lg	TD
9/11	L	at CHI	2	0	0.0	2	0	3	33	11.0	15	0
9/18	W	PHI	3	17	5.7	10	0	0	0	-	-	0
9/25	L	at TB	2	7	3.5	5	0	2	19	9.5	15	0
10/2	W	at SEA	6	25	4.2	11	0	1	10	10.0	10	0
10/9	L	GB	1	11	11.0	11	0	0	0	-	-	0
10/16	W	CAR	1	8	8.0	8	0	1	6	6.0	6	0
10/23	W	at DET	1	5	5.0	5	0	3	12	4.0	8	0
11/6	W	at IND	10	44	4.4	11	0	1	16	16.0	16	0
11/13	L	NO	7	30	4.3	13	0	1	8	8.0	8	0
11/20	W	TEN	2	2	1.0	3	0	0	0	-	-	0
11/27	W	MIN	3	19	6.3	8	0	2	12	6.0	9	0
12/4	L	at HOU	1	0	0.0	0	0	1	5	5.0	5	0
12/11	W	at CAR	1	4	4.0	4	0	2	39	19.5	31t	1
12/15	W	JAX	8	10	1.3	12	0	1	4	4.0	4	0
12/26	L	at NO	1	-1	-1.0	-1	0	2	19	9.5	11	0
1/1	W	TB	8	24	3.0	12	0	1	5	5.0	5	0
Totals	0-0		57	205	3.6	13	0	21	188	9.0	31t	1

POSTSEASON

1/8	L	at NYG	0	0	-	-	0	4	18	4.5	8	0
-----	---	--------	---	---	---	---	---	---	----	-----	---	---

2012 ATLANTA FALCONS

Date	W/L	Opp.	Rush	Yards	Avg.	Lg	TD	Rec.	Yards	Avg.	Lg	TD
9/9	W	at KC	7	22	3.1	6	0	2	13	6.5	7	0
9/17	W	DEN	3	3	1	2	0	0	0	-	-	0
9/23	W	at SD	10	32	3.2	9	0	5	35	7	11	1
9/30	W	CAR	6	18	3	5	0	4	40	10	15	0
10/7	W	at WAS	3	4	1.3	2	0	1	8	8	8	0
10/14	W	OAK	2	-2	-1	0	0	3	21	7	9	0
10/28	W	at PHI	8	60	7.5	43	0	5	20	4	5	0
11/4	W	DAL	3	0	0	3	0	4	53	13.3	31	0
11/11	L	at NO	3	29	9.7	18	0	4	33	8.3	15	0
11/18	W	ARI	5	16	3.2	6	0	5	35	7	17	0
11/25	W	at TB	10	49	4.9	20	1	2	30	15	32	0
11/29	W	NO	8	43	5.4	14	0	2	-4	-2	2	0
12/9	L	at CAR	4	21	5.3	6	0	6	43	7.2	9	0
12/162	W	NYG	11	25	2.3	6	0	1	14	14	14	0
12/22	W	at DET	6	14	2.3	5	0	1	11	11	11	0
12/30	L	TB	5	28	5.6	16	0	8	50	6.3	13	0
Totals	0-0		94	362	3.9	43	1	53	402	7.6	32	1

POSTSEASON

1/13	W	SEA	10	64	6.4	45	0	2	8	4	6	0
1/20	L	SF	10	32	3.2	9	0	0	0	-	-	0
Totals	0-0		20	96	4.8	45	0	2	8	4	6	0

2013 ATLANTA FALCONS

Date	W/L	Opp.	Rush	Yards	Avg.	Lg	TD	Rec.	Yards	Avg.	Lg	TD
9/8	L	at NO	2	-1	-0.5	0	0	1	3	3	3	0
9/15	W	StL	11	17	1.5	7	0	4	28	7	16	0
9/22*	L	at Mia	18	86	4.8	18	0	2	7	3.5	8	0
9/29*	L	NE	7	32	4.6	6	0	6	56	9.3	17	0
10/7*	L	NYJ	14	43	3.1	19t	2	4	15	3.8	9	0
10/20*	W	TB	8	16	2	7	0	8	46	5.8	19t	2
10/27	L	at Ari	2	8	4	6	0	2	11	5.5	6	0
11/3	L	at Car	5	19	3.8	10	0	6	25	4.2	11	0
11/10	L	Sea	3	31	10.3	17	0	5	28	5.6	10	0
11/17	L	at TB	6	22	3.7	14	0	1	8	8	8	0
11/21	L	NO	3	7	2.3	3	0	2	31	15.5	22	0
12/1	W	at Buf	4	12	3	9	0	1	11	11	11	0
12/8	L	at GB	6	13	2.2	5	0	3	33	11	16	0
12/15	W	Was	4	17	4.3	11	0	4	24	6	15	0
12/23	L	at SF	3	10	3.3	8	0	3	15	5	7	0
12/29	L	CAR					INACTIVE					
Totals	1-3		96	332	3.5	19t	2	52	341	6.6	22	2

2014 ATLANTA FALCONS

Date	W/L	Opp.	Rush	Yards	Avg.	Lg	TD	Rec.	Yards	Avg.	Lg	TD
9/7	W	NO	6	34	5.7	17t	1	1	1	1	1	0
9/14	L	at Cin	5	23	4.6	9	0	0	0	-	0	0
9/18	W	TB	5	6	1.2	4	0	1	3	3	3	0
9/28	L	at Min	1	2	2	2	0	4	35	8.8	12	0
10/5	L	at NYG	2	10	5	9	0	1	5	5	5	0
10/12	L	Chi	1	7	7	7	0	1	2	2	2	0
10/19	L	at Bal	2	9	4.5	7	0	1	3	3	3	0
10/26	L	Det	1	2	2	2	0	3	28	9.3	13	0
11/9	W	at TB	1	1	1	1	0	2	11	5.5	8	0
11/16	W	at Car	2	4	2	3	0	3	8	2.7	4	0
11/23	L	Cle	3	16	5.3	7	0	3	11	3.7	8t	1
11/30	W	Ari	4	7	1.8	5	0	3	18	6	11	0
12/8	L	at GB	3	20	6.7	14	0	1	14	14	14	0
12/14	L	Pit	2	3	1.5	2	0	1	12	12	12	0
12/21	W	at NO	11	29	2.6	8	0	1	3	3	3	0
12/28*	L	Car	9	44	4.9	17	0	3	19	6.3	8	0
Totals	0-1		58	217	3.7	17t	1	29	173	6	14	1

2015 CHICAGO BEARS

Date	W/L	Opp.	Rush	Yards	Avg.	Lg	TD	Rec.	Yards	Avg.	Lg	TD
9/13	L	GB	4	16	4.0	5	0	0	0	-	-	0
9/20	L	ARI	2	8	4.0	5	0	0	0	-	-	0
9/27	L	at SEA	4	11	2.8	5	0	1	1	10.0	10	0
10/4	W	OAK	2	3	1.5	3	0	0	0	-	-	0
10/11	W	at KC	2	3	1.5	2	0	0	0	-	-	0
10/18	L	at DET					INJURED RESERVE					
11/1	L	MIN					INJURED RESERVE					
11/9	W	at SD					INJURED RESERVE					
11/15	W	at STL					INJURED RESERVE					
11/22	L	DEN					INJURED RESERVE					
11/26	W	at GB					INJURED RESERVE					
12/6	L	SF					INJURED RESERVE					
12/13	L	WAS					INJURED RESERVE					
12/20	L	at MIN					INJURED RESERVE					
12/27	W	at TB					INJURED RESERVE					
1/3	L	DET										
Totals	0-0		14	41	2.9	5	0	1	10	10.0	10	0

*Denotes Game Started

RODGERS



19

EDDIE
ROYAL**Ht:** 5-10**Age:** 30**Bears Season:** 2**Acquired:** Unrestricted free agent in 2015 (SD)**Wt:** 190**College:** Virginia Tech**NFL Season:** 9**WIDE RECEIVER**

PRO CAREER: Finished first season with the Bears and eighth in the NFL between Denver (2008-11), San Diego (2012-14) and Chicago (2015), hauling in 375 receptions for 3,988 yards (10.6 avg) and 26 touchdowns... Has added 275 rushing yards on 35 carries (7.9 avg)... As a returner, has 1,188 yards and 2 touchdowns on 112 punt returns (10.6 avg) and 1,375 yards and 1 touchdown on 57 kickoff returns (24.1 avg)... Has 5 games with 100 yards receiving in his career... One-of-13 players in NFL history to score on a punt return and kickoff return in the same contest (October 19, 2009 at San Diego)... Finished second on the Chargers in touchdown receptions in 2014 with 7 (second-highest total of his career) after finishing tied for first on the team in 2013 with a career-high 8... Set Broncos rookie records for catches (91), receiving yards (980), receiving touchdowns (5) and 100-yard receiving games (3), with current Bears QB Jay Cutler as his QB... 91 receptions in 2008 are tied for 2nd most by a rookie in NFL history with Odell Beckham (2014), trailing the 101 by Anquan Boldin (2003)... Earned All-Rookie honors by PFW/PFWA and The Sporting News... Has started 3-of-4 postseason contests played, hauling in 7 receptions for 137 yards (19.6 ypr) and 1 touchdown.

HONORS & AWARDS: **2009** - AFC Special Teams Player of the Month (October), AFC Special Teams Player of the Week (10/19 at SD). **2008** - All-Rookie Team (Pro Football Weekly/PFWA and The Sporting News), Diet Pepsi NFL Rookie of Week (9/ 8 at OAK and 11/6 at CLE).

CAREER TRANSACTIONS: Drafted by the Denver Broncos in the second round (42nd overall) of the 2008 NFL Draft... Signed by Denver to a 4-year contract (7/24/08)... Signed 3-year contract with Chargers (3/15/12)... Signed 3-year contract with Bears (3/11/15). **SIGNED through 2017**

2015 SEASON: Started 9-of-9 games (Games 1-4, 6-7 & 13-15), recording 37 receptions for 238 yards (6.4 avg) and 1 touchdown... Grabbed first touchdown as a member of the Bears in Game 4 vs. Oakland... Added 1 punt return for 16 yards and 1 carry for -1 yards... Inactive Game 5 due to an ankle injury, Games 8-12 due to knee injury and Game 6 due to an illness. **GAMES PLAYED-STARTED: 9-9**

PREVIOUS SEASONS: **2014** - Finished second on the Chargers in touchdown receptions (7), third in receptions (62), and fourth in receiving yards (778)... All three receiving numbers were second-highest totals of his career... Added 100 yards on 11 punt returns (9.1 ypr) and 14 yards on 3 carries (4.7 ypc)... Appeared in all 16 games for second time in his career with 11 starts... Had one 100-yard receiving contest (105 vs. JAX, 9/28). **2013** - Tied for the team lead with a career-high 8 touchdown receptions, while ranking third on the Chargers with 631 receiving yards and fourth with 47 receptions... 13.4 yards per catch was a career-high... Added 7 punt returns for 41 yards (5.9 ypr) and 3 carries for 21 yards (7.0 ypc)... Appeared in 15 contests with 3 starts... Inactive Game 12 due to toe injury... Started both of San Diego's postseason contests, hauling in 2 receptions for 63 yards (31.5 ypc), adding a 9-yard run. **2012** - Appeared in 10 games with 2 starts in first season with the Chargers, hauling in 23 receptions for 234 yards (10.2 ypr) and 1 TD... Added 12 punt returns for 64 yards (5.3 ypr) and 3 carries for 22 yards (7.3 ypc)... Inactive Games 7-8 and 11-14 due to hamstring injury. **2011** - In final season with Denver, produced 19 receptions for 155 yards (8.2 ypc) and 1 TD in 12 games with 8 starts... Added 7 rushes for 48 yards... As a returner, had 194 yards and a TD on 12 punt returns (16.2 ypr) and 47 yards on 3 kickoff returns (15.7 ypr)... Inactive Games 3-5 due to a groin injury and Game 13 due to a concussion... Appeared in 2 postseason contests with 1 start, gathering 5 receptions for 74 yards and a TD... In postseason play, added 1 rush for 1 yard and 3 punt returns for 27 yards (9.0 ypr). **2010** - Appeared in all 16 contests with 10 starts in Denver, grabbing 59 receptions for 627 yards (10.6 ypr) and 3 TDs... Rushed for 61 yards on 6 carries (10.2 ypc)... Added 298 yards on 25 punt returns (11.9 ypr) and 107 yards on 5 kickoff

returns (21.4 ypr)... Had one 100-yard receiving contest (113 at TEN, 10/3). **2009** - Hauled in 37 catches for 345 yards (9.3 ypc) in 14 contests (12 starts) with the Broncos... Added 335 yards and a TD on 30 punt returns (11.2 ypr) and 621 yards and a TD on 26 kickoff returns (23.9 ypr)... Had a 1-yard carry on offense... Became second player in team history and 11th player in NFL history at the time to score on a punt return (71 yards) and kickoff return (93 yards) in the same contest (10/19 at SD)... Missed final 2 contests of the season due to head/neck injuries. **2008** - Named to the All-Rookie Team by Pro Football Weekly/PFWA and The Sporting News after setting Broncos rookie records in receptions (91), receiving yards (980), receiving touchdowns (5) and 100-yard receiving contests (3)... 91 receptions were seventh most in the NFL that season... Added 11 carries for 109 yards (9.9 ypc) and 1 incomplete pass... Grabbed first-career 2-point conversion catch to give Broncos 39-38 lead with 24 seconds remaining in victory over Chargers (September 14) after hauling in 4-yard TD reception on previous play... Had 600 yards on 23 kickoff returns (26.1 ypr) and 140 yards on 14 punt returns (10.0 ypr)... Started all 15 contests played, missing Game 6 due to an ankle injury.

COLLEGE: First-team All-ACC as senior (2007) and second-team All-ACC and Sports Illustrated honorable mention All-America as junior (2006) during four seasons at Virginia Tech (2004-07)...Set a school-record with 4,686 all-purpose yards (1,778 receiving, 1,386 kickoff returns, 1,296 punt returns, 226 rushing)... 1,296 punt return yards set a school and ACC record... Had 119 receptions and 12 receiving touchdowns... Add 3 return touchdowns, 1 rushing TD and also threw for a score... Played in 51 career games with 44 starts... Earned a degree in sociology.

PERSONAL: All-America and all-state receiver and return specialist at Westfield High in Chantilly, Va... Led school to 14-0 record and Group AAA Division 6 championship as senior... Had 10 career return touchdowns.

EDDIE ROYAL'S NFL STATISTICS												
REGULAR SEASON												
Year	Team	GP-GS	Rec	Yds	Avg	Lg	TD	Rush	Yds	Avg	Lg	TD
2008	Denver	15-15	91	980	10.8	93t	5	11	109	9.9	71	0
2009	Denver	14-12	37	345	9.3	20	0	1	1	1.0	1	0
2010	Denver	16-10	59	627	10.6	41	3	6	61	10.2	20	0
2011	Denver	12-8	19	155	8.2	26t	1	7	48	6.9	11	0
2012	San Diego	10-2	23	234	10.2	31	1	3	22	7.3	11	0
2013	San Diego	15-3	47	631	13.4	54	8	3	21	7.0	15	0
2014	San Diego	16-11	62	778	12.5	47t	7	3	14	4.7	15	0
2015	Chicago	9-9	37	238	6.4	30	1	1	-1	-1.0	-1	0
NFL totals		107-70	375	3,988	10.6	93t	26	35	275	7.9	71	0
Year	Team	KR	Yds	Avg	LG	TD	PR	FC	Yds	Avg	Lg	TD
2008	Denver	23	600	26.1	95	0	14	10	140	10.0	36	0
2009	Denver	26	621	23.9	93t	1	30	13	335	11.2	71t	1
2010	Denver	5	107	21.4	33	0	25	12	298	11.9	33	0
2011	Denver	3	47	15.7	20	0	12	9	194	16.2	85t	1
2012	San Diego	0	0	-	-	0	12	2	64	5.3	14	0
2013	San Diego	0	0	-	-	0	7	7	41	5.9	12	0
2014	San Diego	0	0	-	-	0	11	6	100	9.1	58	0
2015	Chicago	0	0	-	-	0	1	0	16	16.0	16	0
NFL Totals		57	1,375	24.1	95	1	112	59	1,188	10.6	85t	2
ADDITIONAL STATS: Special Teams Touchdowns - 3: 71-yard punt return at SD (10/19/09), 93-yard kickoff return at SD (10/19/09); 85-yard punt return touchdown at OAK (11/6/11). 2-pt conversions - 1: 2008 - 1 (receiving). Passing - 0 for 1: 2008 - 0 for 1.												
POSTSEASON												
Year	Team	GP-GS	Rec	Yds	Avg	Lg	TD	Rush	Yds	Avg	Lg	TD
2011	Denver	2-1	5	74	14.8	30t	1	1	1	1.0	1	0
2013	San Diego	2-2	2	63	31.5	33	0	1	9	9.0	9	0
Postseason		4-3	7	137	19.6	33	1	2	10	5.0	9	0
Year	Team	KR	Yds	Avg	LG	TD	PR	FC	Yds	Avg	Lg	TD
2011	Denver	3	27	9.0	18	0	0	0	0	-	-	0
2013	San Diego	0	0	-	-	0	0	0	0	-	-	0
Postseason		3	27	9.0	18	0	0	0	0	-	-	0



EDDIE ROYAL'S NFL STATISTICS (cont.)

SEASON / CAREER / PLAYOFF HIGHS

	2015	Career	Playoff
Receptions.....	7, twice	11, at SD (12/28/08)	3, vs. PIT (1/8/12)
Receiving Yards	54, vs. OAK (10/4)	164, at CLE (11/6/08)	49, vs. PIT (1/8/12)
Longest Reception	30, at DET (10/18)	93t, at CLE (11/6/08)	33, at CIN (1/5/14)
Receiving TDs	1, vs. OAK (10/4)	3, at PHI (9/14/13)	1, vs. PIT (1/8/12)

EDDIE ROYAL'S GAME-BY-GAME STATS 34-36 Regular Season Starting Record (2-1 Postseason)

2008 DENVER BRONCOS

Date	W/L	Opp.	Receiving					PR	Punt Returns				Lg	TD	Kickoff Returns				
			Rec	Yds	Avg.	Lg	TD		Yds	Avg	FC	Lg			KR	Yds	Avg	Lg	TD
9/8*	W	at OAK	9	146	16.2	29	1	2	19	9.5	1	11	0		1	11	11.0	11	0
9/14*	W	SD	5	37	7.4	13	1	1	6	6.0	0	6	0		0	0	-	-	0
9/21*	W	NO	4	11	2.8	5	0	1	22	22.0	0	22	0		0	0	-	-	0
9/28*	L	at KC	9	104	11.6	28	0	1	36	36.0	1	36	0		0	0	-	-	0
10/5*	W	TB	3	23	7.7	12	0	3	31	10.3	0	20	0		0	0	-	-	0
10/20*	L	at NE	9	71	7.9	13	0	1	8	8.0	2	8	0		0	0	-	-	0
11/2*	L	MIA	7	69	9.9	20	1	1	16	16.0	1	16	0		4	164	41.0	95	0
11/6*	W	at CLE	6	164	27.3	93t	1	1	2	2.0	1	2	0		3	72	24.0	31	0
11/16*	W	at ATL	4	34	8.5	18	0	0	0	-	2	-	0		5	159	31.8	58	0
11/23*	L	OAK	2	14	7.0	8	0	1	1	1.0	0	1	0		2	48	24.0	26	0
11/30*	W	at NYJ	5	84	16.8	59t	1	0	0	-	0	-	0		3	32	10.7	17	0
12/7*	W	KC	6	42	7.0	18	0	0	0	-	0	-	0		2	40	20.0	22	0
12/14*	L	at CAR	6	48	8.0	13	0	1	-3	-3.0	2	-3	0		3	74	24.7	39	0
12/21*	L	BUF	5	57	11.4	15	0	1	2	2.0	0	2	0		0	0	-	-	0
12/28*	L	at SD	11	76	6.9	12	0	0	0	-	0	-	0		0	0	-	-	0
Totals	8-7		91	980	10.8	93t	5	14	140	10.0	10	36	0		23	600	26.1	95	0

2009 DENVER BRONCOS

Date	W/L	Opp.	Receiving					PR	Punt Returns				Lg	TD	Kickoff Returns				
			Rec	Yds	Avg.	Lg	TD		Yds	Avg	FC	Lg			KR	Yds	Avg	Lg	TD
9/13*	W	at CIN	2	18	9.0	11	0	3	17	5.7	1	10	0		1	17	17.0	17	0
9/20*	W	CLE	3	20	6.7	11	0	0	0	-	0	-	0		1	22	22.0	22	0
9/27*	W	at OAK	1	4	4.0	4	0	2	21	10.5	0	17	0		1	25	25.0	25	0
10/4*	W	DAL	2	16	8.0	12	0	4	46	11.5	2	15	0		0	0	-	-	0
10/11	W	NE	10	90	9.0	15	0	1	11	11.0	2	11	0		0	0	-	-	0
10/19*	W	at SD	0	0	-	-	0	3	77	25.7	0	71t	1		5	158	31.6	93t	1
11/1*	L	at BAL	2	10	5.0	7	0	2	5	2.5	0	7	0		6	112	18.7	25	0
11/9*	L	PIT	5	74	14.8	20	0	2	21	10.5	2	15	0		1	22	22.0	22	0
11/15	L	at WAS	2	21	10.5	13	0	0	0	-	3	-	0		3	70	23.3	30	0
11/22*	L	SD	4	29	7.3	9	0	1	10	10.0	0	10	0		3	87	29.0	38	0
11/26*	W	NYG	0	0	-	-	0	3	28	9.3	0	15	0		0	0	-	-	0
12/6*	W	at KC	2	32	16.0	18	0	6	83	13.8	1	39	0		3	66	22.0	26	0
12/13*	L	at IND	1	3	3.0	3	0	2	3	1.5	2	5	0		2	42	21.0	21	0
12/20*	L	OAK	3	28	9.3	18	0	1	13	13.0	0	13	0		0	0	-	-	0
Totals	7-5		37	345	9.3	20	0	30	335	11.2	13	71t	1		26	621	23.9	93t	1

2010 DENVER BRONCOS

Date	W/L	Opp.	Receiving					PR	Punt Returns				Lg	TD	Kickoff Returns				
			Rec	Yds	Avg.	Lg	TD		Yds	Avg	FC	Lg			KR	Yds	Avg	Lg	TD
9/12	L	at JAX	8	98	12.3	25	0	0	0	-	0	-	0		0	0	-	-	0
9/19	W	SEA	5	65	13.0	34	1	1	-1	-1.0	0	-1	0		0	0	-	-	0
9/26*	L	IND	4	23	5.8	18	0	4	57	14.3	0	28	0		0	0	-	-	0
10/3*	W	at TEN	8	113	14.1	41	1	4	36	9.0	0	14	0		0	0	-	-	0
10/10*	L	at BAL	4	31	7.8	13	0	0	0	-	1	-	0		1	33	33.0	33	0
10/17*	L	NYJ	3	37	12.3	24	0	1	32	32.0	1	32	0		0	0	-	-	0
10/24*	L	OAK	2	26	13.0	23	0	0	0	-	0	-	0		0	0	-	-	0
10/31	L	at SF	4	34	8.5	11	0	4	31	7.8	1	14	0		0	0	-	-	0
11/14	W	KC	5	39	7.8	12	0	2	27	13.5	1	18	0		0	0	-	-	0
11/22*	L	at SD	2	12	6.0	8	0	2	47	23.5	1	33	0		0	0	-	-	0
11/28*	L	STL	6	74	12.3	24	1	1	3	3.0	1	3	0		4	74	18.5	21	0
12/5*	L	at KC	2	7	3.5	4	0	3	37	12.3	3	15	0		0	0	-	-	0
12/12	L	at ARI	4	46	11.5	16	0	1	10	10.0	2	10	0		0	0	-	-	0
12/19*	L	at OAK	0	0	-	-	0	0	0	-	0	-	0		0	0	-	-	0
12/26*	W	HOU	2	22	11.0	13	0	2	19	9.5	1	19	0		0	0	-	-	0
1/2	L	SD	0	0	-	-	0	0	0	-	0	-	0		0	0	-	-	0
0Totals	2-8		59	627	10.6	41	3	25	298	11.9	12	33	0		5	107	21.4	33	0

2011 DENVER BRONCOS

Date	W/L	Opp.	Receiving					PR	Punt Returns				Lg	TD	Kickoff Returns				
			Rec	Yds	Avg.	Lg	TD		Yds	Avg	FC	Lg			KR	Yds	Avg	Lg	TD
9/12*	L	OAK	2	33	16.5	18	0	0	0	-	0	-	0	0	0	0	-	-	0
9/18*	W	CIN	2	18	9.0	14	0	0	0	-	1	-	0	0	0	0	-	-	0
10/23*	W	at MIA	2	14	7.0	7	0	0	0	-	0	-	0	0	0	0	-	-	0
10/30*	L	DET	6	41	6.8	11	0	0	0	-	0	-	0	0	0	0	-	-	0
11/6*	W	at OAK	2	25	12.5	26t	1	1	85	85.0	0	85t	1	0	0	0	-	-	0
11/13	W	at KC	0	0	-	-	0	0	0	-	0	-	0	0	0	0	-	-	0
11/17*	W	NYJ	3	15	5.0	8	0	1	7	7.0	2	7	0	0	0	0	-	-	0
11/27*	W	at SD	0	0	-	-	0	4	60	15.0	0	31	0	1	20	20.0	20	0	0
12/4	W	at MIN	1	7	7.0	7	0	2	12	6.0	1	6	0	0	0	0	-	-	0
12/18	L	NE	0	0	-	-	0	1	4	4.0	1	4	0	0	0	0	-	-	0
12/24	L	at BUF	1	2	2.0	2	0	1	3	3.0	1	3	0	2	27	13.5	17	0	0
1/1*L	KC	O	0	-	-	0	2	23	11.5	3	14	0	0	0	-	-	0	0	0
Totals	5-3		19	155	8.2	26t	1	12	194	16.2	9	85t	1	3	47	15.7	20	0	0
POSTSEASON																			
1/8*	W	PIT	3	49	16.3	30t	1	3	27	9.0	1	18	0	0	0	-	-	0	0
1/14	L	at NE	2	25	12.5	15	0	0	0	-	1	-	0	0	0	0	-	-	0
Totals	1-0		5	74	14.8	30t	1	3	27	9.0	2	18	0	0	0	-	-	0	0

2012 SAN DIEGO CHARGERS

Date	W/L	Opp.	Receiving					PR	Punt Returns				Lg	TD	Kickoff Returns				
			Rec	Yds	Avg.	Lg	TD		Yds	Avg	FC	Lg			KR	Yds	Avg	Lg	TD
9/10	W	at OAK	2	4	2.0	7	0	2	18	9.0	0	14	0	0	0	0	-	-	0
9/16	W	TEN	2	18	9.0	20	0	1	1	1.0	0	1	0	0	0	0	-	-	0
9/23	L	ATL	2	7	3.5	4	0	1	3	3.0	0	3	0	0	0	0	-	-	0
9/30	W	at KC	3	16	5.3	8	1	1	0	0.0	1	0	0	0	0	0	-	-	0
10/7	L	at NO	2	31	15.5	20	0	2	16	8.0	0	11	0	0	0	0	-	-	0
10/15	L	DEN	2	22	11.0	12	0	3	14	4.7	1	7	0	0	0	0	-	-	0
11/11	L	at TB	3	36	12.0	20	0	1	11	11.0	0	11	0	0	0	0	-	-	0
11/18	L	at DEN	0	0	-	-	0	1	1	1.0	0	1	0	0	0	0	-	-	0
12/23*	W	at NYJ	3	39	13.0	14	0	0	0	-	0	-	0	0	0	0	-	-	0
12/30*	W	OAK	4	61	15.3	31	0	0	0	-	0	-	0	0	0	0	-	-	0
Totals	2-0		23	234	10.2	31	1	12	64	5.3	2	14	0	0	0	0	-	-	0

2013 SAN DIEGO CHARGERS

Date	W/L	Opp.	Receiving					PR	Punt Returns				Lg	TD	Kickoff Returns				
			Rec	Yds	Avg.	Lg	TD		Yds	Avg	FC	Lg			KR	Yds	Avg	Lg	TD
9/9	L	HOU	3	24	8.0	17	2	1	5	5.0	1	5	0	0	0	0	-	-	0
9/15*	W	at PHI	7	90	12.9	24t	3	2	5	2.5	0	8	0	0	0	0	-	-	0
9/22	L	at TEN	2	34	17.0	15	0	1	7	7.0	0	7	0	0	0	0	-	-	0
9/29	W	DAL	3	42	14.0	28	0	1	12	12.0	2	12	0	0	0	0	-	-	0
10/6	L	at OAK	3	26	8.7	13	0	1	0	0.0	1	0	0	0	0	0	-	-	0
10/14	W	IND	0	0	-	-	0	0	0	-	2	-	0	0	0	0	-	-	0
10/20	W	at JAX	4	69	17.3	29	1	0	0	-	0	-	0	0	0	0	-	-	0
11/3	L	at WAS	4	56	14.0	21	1	0	0	-	0	-	0	0	0	0	-	-	0
11/10*	L	DEN	2	36	18.0	30	0	0	0	-	0	-	0	0	0	0	-	-	0
11/17	L	at MIA	2	20	10.0	16	0	1	12	12.0	0	12	0	0	0	0	-	-	0
11/24	W	at KC	4	87	21.8	54	0	0	0	-	0	-	0	0	0	0	-	-	0
12/8	W	NYG	3	13	4.3	7	0	0	0	-	1	-	0	0	0	0	-	-	0
12/12	W	at DEN	3	46	15.3	20	0	0	0	-	0	-	0	0	0	0	-	-	0
12/22	W	OAK	4	54	13.5	22	0	0	0	-	0	-	0	0	0	0	-	-	0
12/29*	W	KC	3	34	11.3	30	1	0	0	-	0	-	0	0	0	0	-	-	0
Totals	2-1		47	631	13.4	54	8	7	41	5.9	7	12	0	0	0	0	-	-	0
POSTSEASON																			
1/5*	W	at CIN	1	33	33.0	33	0	0	0	-	0	-	0	0	0	0	-	-	0
1/12*	L	at DEN	1	30	30.0	30	0	0	0	-	0	-	0	0	0	0	-	-	0
Totals	1-1		2	63	31.5	33	0	0	0	-	0	-	0	0	0	0	-	-	0

2014 SAN DIEGO CHARGERS

Date	W/L	Opp.	Receiving					PR	Punt Returns				Lg	TD	Kickoff Returns				
			Rec	Yds	Avg.	Lg	TD		Yds	Avg	FC	Lg			KR	Yds	Avg	Lg	TD
9/8*	at ARZ	L	1	20	20.0	20	0	3	6	2.0	0	11	0	0	0	0	-	-	0
9/14	SEA	W	7	69	9.9	16	0	2	17	8.5	0	12	0	0	0	0	-	-	0
9/21*	at BUF	W	4	42	10.5	23	2	2	9	4.5	0	6	0	0	0	0	-	-	0
9/28*	JAX	W	5	105	21.0	47t	2	1	6	6.0	0	6	0	0	0	0	-	-	0
10/5	NYJ	W	3	40	13.3	32	0	1	2	2.0	0	2	0	0	0	0	-	-	0
10/12*	at OAK	W	2	49	24.5	29t	1	1	2	2.0	0	2	0	0	0	0	-	-	0
10/19*	KC	L	1	20	20.0	20	0	1	58	58.0	1	58	0	0	0	0	-	-	0
10/23*	at DEN	L	3	29	9.7	15	0	0	0	-	2	-	0	0	0	0	-	-	0
11/2at	MIA	L	0	0	-	-	0	0	0	-	3	-	0	0	0	0	-	-	0
11/16	OAK	W	2	27	13.5	14	0	0	0	-	0	-	0	0	0	0	-	-	0
11/23*	STL	W	6	50	8.3	12	0	0	0	-	0	-	0	0	0	0	-	-	0
11/30*	at BAL	W	9	81	9.0	21	1	0	0	-	0	-	0	0	0	0	-	-	0
12/7*	NE	L	2	30	15.0	22	0	0	0	-	0	-	0	0	0	0	-	-	0
12/14	DEN	L	3	27	9.0	20	0	0	0	-	0	-	0	0	0	0	-	-	0
12/20*	at SF	W	10	94	9.4	20	1	0	0	-	0	-	0	0	0	0	-	-	0
12/28*	at KC	L	4	95	23.8	44	0	0	0	-	0	-	0	0	0	0	-	-	0b
Totals	6-5		62	778	12.5	47t	7	11	100	9.1	6	58	0	0	0	0	-	0	0



CHICAGO BEARS PLAYERS

2015 CHICAGO BEARS

Date	W/L	Opp.	Receiving					PR	Punt Returns				Lg	TD	Kickoff Returns				
			Rec	Yds	Avg.	Lg	TD		Yds	Avg	FC	Lg			KR	Yds	Avg	Lg	TD
9/13*	L	GB	1	8	8.0	8	0	0	0	-	0	-	0	0	0	0	-	-	0
9/20*	L	ARI	7	41	5.9	15	0	0	0	-	0	-	0	0	0	0	-	-	0
9/27*	L	at SEA	3	17	5.7	9	0	0	0	-	0	-	0	0	0	0	-	-	0
10/4*	W	OAK	7	54	7.7	21	1	0	0	-	0	-	0	0	0	0	-	-	0
10/11	W	at KC							INACTIVE										
10/18*	L	at DET	5	49	9.8	30	0	0	0	-	0	-	0	0	0	0	-	-	0
11/1*	L	MIN	3	2	0.7	2	0	0	0	-	0	-	0	0	0	0	-	-	0
11/9	W	at SD							INACTIVE										
11/15	W	at STL							INACTIVE										
11/22	L	DEN							INACTIVE										
11/26	W	at GB							INACTIVE										
12/6	L	SF							INACTIVE										
12/13*	L	WAS	1	15	15.0	15	0	1	16	16.0	0	16	0	0	0	0	-	-	0
12/20*	L	at MIN	5	31	6.2	10	0	0	0	-	0	-	0	0	0	0	-	-	0
12/27*	W	at TB	5	21	4.2	14	0	0	0	-	0	-	0	0	0	0	-	-	0
1/3 L	DET								INACTIVE										
Totals	2-7		37	238	6.4	30	1	0	0	-	0	-	0	0	0	0	-	-	0

*Denotes Game Started

ROOKIE STARTERS

Nine rookies started contests for the Bears during the 2015 regular season, most in the NFL. Those nine rookies started a total of 58 games during the 2015 season, second most in the NFL to Tampa Bay's 69. Chicago had six rookies start on defense (S Adrian Amos, LB Jonathan Anderson, CB Bryce Callahan, DL Eddie Goldman, S Harold Jones-Quartey and LB John Timu), most in the NFL, for a combined 41 starts, second most to the Saints 44 starts. Offensively, the Bears had three rookies (C Hroniss Grasu, RB Jeremy Langford and TE Khari Lee) make a combined 17 starts in 2015.

MOST ROOKIE STARTERS IN THE NFL
2015 Regular Season

	Team	Off	Def	Total
1.	Chicago Bears	3	6	9
2.	Cleveland Browns	4	4	8
	Minnesota Vikings	3	5	8
4.	12 teams tied with 6 total rookie starters			

MOST DEFENSIVE ROOKIE STARTERS IN THE NFL
2015 Regular Season

	Team	Def
1.	Chicago Bears	6
2.	Minnesota Vikings	5
	New Orleans Saints	5
4.	Atlanta Falcons	4
	Cleveland Browns	4
	Jacksonville Jaguars	4
	Miami Dolphins	4

MOST TOTAL STARTS BY ROOKIES IN THE NFL
2015 Regular Season

	Team	Off	Def	Total
1.	Tampa Bay Buccaneers	50	19	69
2.	Chicago Bears	17	41	58
3.	New Orleans Saints	8	44	52
4.	Cleveland Browns	17	31	48
5.	New England Patriots	30	16	46

MOST TOTAL STARTS BY DEFENSIVE ROOKIES IN THE NFL
2015 Regular Season

	Team	Def
1.	New Orleans Saints	44
2.	Chicago Bears	41
3.	Cleveland Browns	31
4.	Indianapolis Colts	27
5.	Atlanta Falcons	22



93 WILL SUTTON

Ht: 6-0 Wt: 297
Age: 24 College: Arizona State
Bears Season: 3 NFL Season: 3
Acquired: 3rd round of the 2014 draft

DEFENSIVE LINE

PRO CAREER: In two seasons with the Bears (2014-15), appeared in 28 games with 12 starts, recording 62 tackles, 4.5 TFLs and 6 pass breakups... Is coming off of career highs in tackles (37) and pass breakups (4) in 2015... Made NFL debut on September 7, 2014 vs. Buffalo... Made first NFL start on September 23, 2014 at the New York Jets.

CAREER TRANSACTIONS: Selected by the Chicago Bears in the 3rd round (82nd overall) of the 2014 NFL draft... Signed 4-year contract with the Bears (5/15/14). **SIGNED through 2017**

2015 SEASON: Appeared in 13 contests (Games 1-3, 6-10 & 12-16) with 7 starts (Games 1-3, 7, 9-10 & 16), recording 37 tackles (career-high), 2 TFLs and 4 pass breakups (career-high)... Did not play in Game 4; Inactive Game 5 (elbow injury) and Game 11 (coach's decision). **GAMES PLAYED-STARTED: 13-7**

PREVIOUS SEASONS: 2014 - Saw action in 15 contests starting 5 games at defensive tackle (Games 3-5 and 12-13)... 5 starts were tied for 3rd amongst Bears rookies... Recorded 25 tackles – including 2.5 TFLs – 3 QB pressures and 2 pass breakups... 2.5 TFLs ranks 2nd amongst Bears rookies... Inactive Game 15 due to illness.

COLLEGE: Only the second player named Pat Tillman Pac-12 Defensive Player of the Year twice... Finished with 161 career tackles, including 45.5 for loss, good for 8th all-time at ASU... 20.5 career sacks rank as the 7th most in school history... Saw action in 51 games, with 34 starts... In 2012, he and former teammate, Carl Bradford, became just the first duo in school history to post double-digit sacks in the same season since 1994... Combined with Bradford for 44 tackles for loss in 2012, the most for a duo in ASU history and the first duo to record 20+ TFLs since Al Harris (22) and Bob Kohrs (20) in 1978... Named the Mike Haynes Defensive MVP and earned the Frank Kush Captains Award at the 2013 team banquet.

PERSONAL: A graduate of Centennial High School (Corona, CA)... Ranked as the No. 33 defensive tackle in the country by Scout.com... Regarded as the top defensive tackle in the state of California by ESPN Scouts, Inc.... Played in the 2009 Offense-Defense All-American Bowl in Myrtle Beach, SC.... Totaled 101 tackles (23 solo) as a senior... Led the Huskies with 11.5 quarterback sacks... Blocked 4 punts and recovered 1 fumble... Registered 48 tackles as a junior... Added 2.5 quarterback sacks and 1 fumble recovery... Father, Mickey, played defensive back and punt returner for the Los Angeles Rams (1986-88, '90), the Green Bay Packers (1989) and the Buffalo Bills (1989).

WILL SUTTON'S NFL STATISTICS

REGULAR SEASON																
Year	Team	GP	GS	Tackles				Interceptions				Fumbles			Misc.	
				Tot	S	A	Sk	Yds	No	Yds	Lg	TD	PD	FF	FR	Yds
2014	Chicago	15	5	25	21	4	0.0	0.0	0	0	-	0	2	0	0	0
2015	Chicago	13	7	37	20	17	0.0	0.0	0	0	-	0	4	0	0	0
NFL totals		28	12	62	41	21	0.0	0.0	0	0	0	0	6	0	0	0
SEASON / CAREER / PLAYOFF HIGHS																
2015				Career				Playoff								
Tackles.....				6, vs. DEN (11/22)				Same.....				None				
Solos.....				4, vs. SF (12/6)				4, at NYJ (9/22/14)				None				
Tackles For Loss				1, twice.....				1, twice				None				
Sacks.....				None				None.....				None				



14

DEONTE THOMPSON

Ht: 6-0

Age: 27

Bears Season: 2

Acquired: Waived free agent in 2015 (BUF)

Wt: 205

College: Florida

NFL Season: 4

WIDE RECEIVER/KICK RETURNER

PRO CAREER: Appeared in 21 games over four season with the Baltimore Ravens (2012-13), Buffalo Bills (2014) and Chicago Bears (2015), grabbing 17 receptions for 228 yards (13.4 avg)... Added 36 kickoff returns for 999 yards (27.8 avg)... Ranked 2nd in the NFL in kickoff return average in 2015, averaging 29.2 yards per return (minimum 10 returns).

CAREER TRANSACTIONS: Singed with the Baltimore Ravens as an undrafted free agent (5/11/12)... Waived by Baltimore (9/20/14)... Signed by the Ravens (9/23/14)... Waived by Baltimore (9/24/14)... Signed to the Ravens practice squad (9/26/14)... Signed to the Buffalo Bills active roster (12/8/14)... Waived by Buffalo (9/11/15)... Signed to the Chicago Bears practice squad (9/22/15)... Re-signed with Chicago (3/24/16). **SIGNED through 2016**

2015 SEASON: Appeared in 7 contests (Games 10-16), returning 14 kickoffs for 409 yards (29.2 avg) for the Bears... Added 2 receptions for 81 yards (40.5 avg) with catches of 36 and 45 yards (career-long)... Ranked 2nd in kickoff return average (minimum 10 returns). **GAMES PLAYED-STARTED: 7-0**

PREVIOUS SEASONS: 2014 - Saw action in 1 game without recording any stats for the Buffalo Bills. **2013** - Appeared in 7 games for the Baltimore Ravens, notching career highs in receptions (10) and receiving yards (96). **2012** - Recorded 5 catches for 51 yards (10.2 avg) in 6 contests for the Ravens.

COLLEGE: Started 34-of-51 games for the Florida Gators, recording 101 catches for 1,446 yards (14.3 avg) and 9 TDs... Participated on the track and field team in the spring of 2008... As a senior, appeared in all 13 games, starting 10 times... Finished tied for third on the team with 21 catches for 264 yards and 1 touchdown.

PERSONAL: Helped lead Glades Central (Belle Glade, FL) to the Class 3A state championship in 2006 with 30 receptions for 504 yards and 8 touchdowns... Also rushed for 82 yards and 2 touchdowns... Selected as a U.S. Army All-American... Rated the third-best wide receiver prospect by Scout.com... Named the South Florida Sun-Sentinel's High School Athlete of the Year... Class 3A all-state selection... Had 35 receptions for 767 yards, averaging 21.9 yards per catch, as a junior... Also had 12 kick returns for 515 yards and 2 touchdowns... Caught 21 passes for 375 yards and 6 touchdowns as a sophomore... Ran the 100 and 200 meters for the track & field team.

BEARS LEADING TACKLERS

(Since 1998)

Year	Name	Pos	Tackles	Year	Name	Pos	Tackles
2015	Adrian Amos	S	108	2006	Brian Urlacher	LB	185
2014	Jonathan Bostic	LB	127	2005	Brian Urlacher	LB	171
2013	James Anderson	LB	129.5	2004	Lance Briggs	LB	168
2012	Lance Briggs	LB	128	2003	Brian Urlacher	LB	153
2011	Lance Briggs	LB	147	2002	Brian Urlacher	LB	214
2010	Brian Urlacher	LB	146	2001	Brian Urlacher	LB	148
2009	Lance Briggs	LB	147	2000	Brian Urlacher	LB	165
2008	Lance Briggs	LB	136	1999	Barry Minter	LB	149
2007	Brian Urlacher	LB	158	1998	Marty Carter	SS	159

DEONTE THOMPSON'S NFL STATISTICS													
REGULAR SEASON													
Year	Team	GP-GS	Rec	Yds	Avg	Lg	TD	Rush	Yds	Avg	Lg	TD	STT
2012	Baltimore	6-0	5	51	10.2	25	0	0	0	-	-	0	0
2013	Baltimore	7-0	10	96	9.6	33	0	0	0	-	-	0	0
2014	Buffalo	1-0	0	0	-	-	0	0	0	-	-	0	0
2015	Chicago	7-0	2	81	40.5	45	0	0	0	-	-	0	0
NFL totals		21-0	17	228	13.4	45	0	0	0	-	-	0	0
Year	Team	KR	Yds	Avg	LG	TD		PR	FC	Yds	Avg	Lg	TD
2012	Baltimore	15	389	25.9	49	0		0	0	0	-	-	0
2013	Baltimore	7	201	28.7	47	0		0	0	0	-	-	0
2014	Buffalo	0	0	-	-	0		0	0	0	-	-	0
2015	Chicago	14	409	29.2	74	0		0	0	0	-	-	0
NFL totals		36	999	27.8	74	0		0	0	0	-	-	0
SEASON / CAREER / PLAYOFF HIGHS													
		2015			Career			Playoff					
Receptions		1, twice			4, twice			None					
Receiving Yards		45, vs. DET (1/3)			50, at BUF (9/29/13)			None					
Longest Reception		45, vs. DET (1/3)			Same			None					
Receiving TDs		None			None			None					

ROOKIE STARTERS THROUGH THE YEARS

Nine rookies made contributions on the field as starters in 2015, teaming to start 58 games, the most in the past 19 years.

The following is a breakdown of the past 19 years of rookie starts for the Bears:

- 2015 (58): Adrian Amos (16), Jonathan Anderson (3), Bryce Callahan (3), Eddie Goldman (12), Hroniss Grasu (8), Harold Jones-Quartey (4), Jeremy Langford (2), Khari Lee (7), John Timu (3)
- 2014 (45): Kyle Fuller (14), Ryan Groy (3), Christian Jones (5), Charles Leno (1), Michael Ola (12), Will Sutton (5), Brock Vereen (5)
- 2013 (46): Kyle Long (16), Jordan Mills (16), Jonathan Bostic (9), Khaseem Greene (4), David Bass (1)
- 2012 (14): James Brown (3), Alshon Jeffery (6), Evan Rodriguez (5)
- 2011 (12): Gabe Carimi (2), Chris Conte (9), Dane Sanzenbacher (1)
- 2010 (12): J'Marcus Webb (12)
- 2009 (13): Al Afalava (13)
- 2008 (16): Matt Forté (16)
- 2007 (14): Trumaine McBride (9), Greg Olson (4), Kevin Payne (1)
- 2006 (15): Mark Anderson (1), Danieal Manning (14)
- 2005 (36): Cedric Benson (1), Mark Bradley (4), Chris Harris (13), Brandon McGowan (3), Kyle Orton (15)
- 2004 (30): Bernard Berrian (1), Tommie Harris (16), Tank Johnson (1), Craig Krenzel (5), Nathan Vasher (7)
- 2003 (37): Lance Briggs (13), Brock Forsey (1), Justin Gage (3), Rex Grossman (3), Joe Odom (3), Charles Tillman (13), Bobby Wade (1)
- 2002 (20): Alex Brown (9), Marc Colombo (5), John Gilmore (4), Roosevelt Williams (2)
- 2001 (15): David Terrell (5), Anthony Thomas (10)
- 2000 (37): Mike Brown (16), Dustin Lyman (7), Brian Urlacher (14)
- 1999 (29): Jerry Azumah (2), D'Wayne Bates (1), Marty Booker (4), Russell Davis (8), Warrick Holdman (5), Cade McNown (6), Khari Samuel (1), Rex Tucker (1), Jerry Wisne (1)
- 1998 (35): Curtis Enis (1), Olin Kreutz (1), Alonzo Mayes (16), Moses Moreno (1), Tony Parrish (16)
- 1997 (8): John Allred (4), Darnell Autry (3), Van Hines (1)



53 JOHN TIMU

Ht: 6-0 Wt: 245
Age: 23 College: Washington
Bears Season: 2 NFL Season: 2
Acquired: Undrafted free agent in 2015

LINEBACKER

PRO CAREER: In one season with the Bears (2015), appeared in 7 contests, with 3 starts at ILB, collecting 25 tackles, 1 TFL and 2 fumble recoveries... Made first career start at MIN (12/20/15)... Recorded 2 fumble recoveries at Tampa Bay (12/27/15), becoming first Bears rookie with 2 opponent fumble recoveries in a game since LB Bryan Knight (9/22/02).

CAREER TRANSACTIONS: Signed with the Bears as an undrafted free agent (5/3/15)... Waived by Chicago (10/6/15)... Signed to the Bears practice squad (10/8/15)... Signed to Chicago's active roster (12/15/15). **SIGNED through 2017**

2015 SEASON: Appeared in 7 contests, (Games 1-4, & 14-16), with 3 starts at ILB (Games 14-16)... Recorded 25 tackles, 1 TFL and 2 fumble recoveries... Both fumble recoveries came in Game 15 at TB, becoming first Bears rookie with 2 opponent fumble recoveries in a game since LB Bryan Knight (9/22/02)... In first career start (Game 14 at MIN), led team with 9 tackles, including 1 TFL. **GAMES PLAYED-STARTED: 7-3**

COLLEGE: Two-time honorable mention all-Pac-12 and three-time team captain out of Washington... Collected 328 tackles, 13.5 TFLs, 25 pass breakups, 4 forced fumbles, 2 fumble recoveries, 6 interceptions (2 return touchdowns) and 4 sacks in 51 career games... Earned honorable mention all-Pac-12 and Academic all-Pac-12 as a senior... Earned the Chuck Niemi Big Hit Award at the team's postseason banquet... Started all 14 regular-season games at linebacker... Collected a career-high 108 tackles, 1.5 TFLs, 12 pass breakups, 1 forced fumble, 1 fumble recovery and 2 interceptions, which were both returned for touchdowns.

PERSONAL: Attended Long Beach Jordan H.S. (Long Beach, CA)... Saw senior season cut short with an injury early in the second game of the year... As a junior, was named the Moore League's player of the year as a quarterback... Passed for 1,395 yards and rushed for 642 in 2008... Accounted for a total of 20 touchdowns as a junior... Also played safety, punter and kicker for the Panthers.

JOHN TIMU'S CAREER STATISTICS

REGULAR SEASON

Year	Team	GP	GS	Tackles				Yds	Interceptions					Fumbles			Misc.	
				Tot	S	A	Sk		No	Yds	Lg	TD	PD	FF	FR	Yds	TFL	STT
2015	Chicago	7	3	25	22	3	0.0	0.0	0	0	-	0	0	0	2	0	1.0	0

SEASON / CAREER / PLAYOFF HIGHS

	2015	Career	Playoff
Tackles.....	9, twice.....	Same.....	None
Solos.....	8, twice.....	Same.....	None
Tackles For Loss.....	1, at MIN (12/20).....	Same.....	None
Interceptions.....	None.....	None.....	None
Sacks.....	None.....	None.....	None



59

DANNY
TREVATHAN**Ht:** 6-1**Age:** 26**Bears Season:** 1**Acquired:** Unrestricted free agent in 2016 (DEN)**Wt:** 239**College:** Kentucky**NFL Season:** 5

LINEBACKER

PRO CAREER: Started 32-of-50 career games in four seasons with the Denver Broncos (2012-15), producing 275 tackles, 3 sacks, 5 interceptions – including 1 returned for a touchdown, 18 pass breakups, 11 TFLs, 3 forced fumbles and 1 fumble recovery... Led the Broncos in total tackles (275) over his four seasons with the team (2012-15).. His 125 tackles in 2013 were the most by a Broncos defender since 2007... Led the Broncos in tackles twice (125 in 2013 & 109 in 2015)... Appeared in 7 postseason contests with 6 starts... Collected 46 tackles, 1 pass breakup, 2 TFLs and 1 fumble recovery during the playoffs... Won Super Bowl 50 with the Broncos.

CAREER TRANSACTIONS: Drafted by the Denver Broncos in the 6th round (188th overall) of the 2012 NFL Draft... Signed with the Broncos (5/22/12)... Signed with the Chicago Bears (3/9/16). **SIGNED through 2019**

2015 SEASON: Started all 15 games he appeared in for the Super Bowl Champion Denver Broncos... Recorded a team-high 109 tackles, 2 interceptions, 1 interception return touchdown, 6 pass breakups and 3 TFLs... Started all 3 of Denver's playoff games, posting a team-high 22 tackles with 1 pass breakup, 1 TFL and 2 fumble recoveries. **GAMES PLAYED-STARTED: 15-15**

PREVIOUS SEASONS: 2014 - Finished the season with 11 tackles in 3 games (1 start)... Placed on injured reserve December 16 with a knee injury. **2013 -** Started 16-of-16 contests for Denver posting career highs in tackles (125), sacks (2), interceptions (3), pass breakups (10), TFLs (7), forced fumbles (3) and fumble recoveries (1)... Added 4 STTs... 125 tackles led the Broncos... Appeared in 3 postseason contests, producing 24 tackles and 1 TFL... Made a game-high 12 tackles in Super Bowl XLVIII vs. Sea. (2/2). **2012 -** Played in all 16 games for the Broncos as a rookie... Collected 30 tackles, 1 sack, 2 pass breakups and 1 TFL... Added 3 special teams tackles... Finished second among the team's rookies with 30 defensive stops... Saw action in one postseason contest.

COLLEGE: Saw action in all 52 possible games with 31 starts at Kentucky and totaled 374 career tackles (198 solo), 6 sacks, 4 interceptions, 9 passes breakups, 11 forced fumbles and 2 fumble recoveries... Led the SEC in tackles during each of his final two seasons... Named National Linebacker of the Year (College Football Performance Awards), second-team All-America (SI.com) and second-team All-SEC as a senior after leading the Wildcats in tackles (143), sacks (3), interceptions (4) and forced fumbles (5)... Totaled a career-high 144 tackles as a junior in 2010 and became the first Kentucky linebacker to earn first-team All-America honors (CollegeFootballNews.com) in addition to receiving first-team All-SEC recognition... Played all 13 games (6 starts) as a sophomore and was named the Wildcats' Most Improved Defensive Player after finishing as the team's second-leading tackler (82)... Saw action in all 13 games as a true freshman in 2008.

PERSONAL: Three-year starter for Leesburg (FL) High School, where he was a third-team all-state selection by the Florida Sportswriters Association following his senior season... Totaled 117 tackles, 5.5 sacks and 3 forced fumbles on defense in addition to playing quarterback and running back on offense during his final prep campaign... Earned first-team All-Central Florida honors and Area Defensive Player of the Year recognition from the Orlando Sentinel... His father, Vincent Hicks, played football at Toledo.

TREVATHAN



DANNY TREVATHAN'S CAREER STATISTICS

REGULAR SEASON

Year	Team	GP	GS	Tackles					Interceptions					Fumbles			Misc.	
				Tot	S	A	Sk	Yds	No	Yds	Lg	TD	PD	FF	FR	Yds	TFL	STT
2012	Denver	16	0	30	21	9	1.0	0.0	0	0	-	0	2	0	0	0	1	3
2013	Denver	16	16	125	85	40	2.0	18.0	3	29	29	0	10	3	1	0	7	4
2014	Denver	3	1	11	9	2	0.0	0.0	0	0	-	0	0	0	0	0	0	0
2015	Denver	15	15	109	73	36	0.0	0.0	2	39	25t	1	6	0	0	0	3	0
NFL totals		50	32	275	188	87	3.0	18.0	5	68	29	1	18	3	1	0	11	7

POSTSEASON

Year	Team	GP	GS	Tackles					Interceptions					Fumbles			Misc.	
				Tot	S	A	Sk	Yds	No	Yds	Lg	TD	PD	FF	FR	Yds	TFL	STT
2012	Denver	1	0	0	0	0	0.0	0.0	0	0	-	0	0	0	0	0	0	0
2013	Denver	3	3	24	18	6	0.0	0.0	0	0	-	0	0	0	0	0	1	1
2015	Denver	3	3	22	16	6	0.0	0.0	0	0	-	0	1	0	2	0	1	0
NFL totals		7	6	46	34	12	0.0	0.0	0	0	-	0	1	0	2	0	2	1

SEASON / CAREER / PLAYOFF HIGHS

	2015	Career	Playoff
Tackles.....	19, at IND (11/8)	Same.....	12, vs. SEA (2/2/14)
Solos.....	8, vs. CIN (12/28)	9, twice	8, twice
Tackles For Loss	1, three times	2, at HOU (12/22/13)	1, twice
Interceptions	1, twice.....	1, five times	None
Sacks.....	None	1, three times	None

DANNY TREVATHAN'S GAME-BY-GAME DEFENSIVE STATS 26-6 Regular Season Starting Record (5-1 Postseason)

2012 DENVER BRONCOS

Date	W/L	Opp.	Tkls-S	Sk-YL	INT-Yds	PD	FF	FR	TFL
9/9	W	PIT	0-0	0-0	0-0	0	0	0	0
9/17	L	at ATL	0-0	0-0	0-0	0	0	0	0
9/23	L	HOU	0-0	0-0	0-0	0	0	0	0
9/30	W	OAK	1-1	0-0	0-0	0	0	0	0
10/7	L	at NE	2-0	0-0	0-0	0	0	0	0
10/15	W	at SD	4-3	0-0	0-0	0	0	0	0
10/28	W	NO	3-3	0-0	0-0	1	0	0	0
11/4	W	at CIN	6-1	1-0	0-0	0	0	0	0
11/11	W	at CAR	2-2	0-0	0-0	1	0	0	0
11/18	W	SD	1-1	0-0	0-0	0	0	0	1
11/25	W	at KC	0-0	0-0	0-0	0	0	0	0
12/2	W	TB	3-3	0-0	0-0	0	0	0	0
12/6	W	at OAK	4-3	0-0	0-0	0	0	0	0
12/16	W	at BAL	3-3	0-0	0-0	0	0	0	0
12/23	W	CLE	1-1	0-0	0-0	0	0	0	0
12/30	W	KC	0-0	0-0	0-0	0	0	0	0
Totals 0-0			30-21	1-0	0-0	2	0	0	1
POSTSEASON									
1/12	L	BAL	0-0	0-0	0-0	0	0	0	0

2013 DENVER BRONCOS

Date	W/L	Opp.	Tkls-S	Sk-YL	INT-Yds	PD	FF	FR	TFL
9/5*	W	BAL	4-4	0-0	1-29	2	0	0	0
9/15*	W	at NYG	10-8	1-9	0-0	0	0	0	1
9/23*	W	OAK	6-3	0-0	0-0	0	0	0	0
9/29*	W	PHI	10-9	0-0	0-0	1	0	0	1
10/6*	W	at DAL	5-4	0-0	1-0	1	0	0	0
10/13*	W	JAX	5-3	0-0	1-0	1	0	0	0
10/20*	L	at IND	8-2	0-0	0-0	1	0	0	0
10/27*	W	WAS	10-6	0-0	0-0	1	0	0	1
11/10*	W	at SD	11-9	0-0	0-0	0	0	0	0
11/17*	W	KC	10-6	0-0	0-0	0	1	0	0
11/24*	L	at NE	12-5	0-0	0-0	0	1	1	0
12/1*	W	at KC	4-4	0-0	0-0	1	0	0	0
12/8*	W	TEN	6-4	0-0	0-0	1	0	0	1
12/12*	L	SD	10-7	0-0	0-0	0	0	0	0
12/22*	W	at HOU	8-6	1-9	0-0	1	0	0	2
12/29*	W	at OAK	6-5	0-0	0-0	0	0	0	1
Totals 13-3			30-21	2-18	3-29	10	3	1	7
POSTSEASON									
1/12*	W	SD	4-3	0-0	0-0	0	0	0	0
1/19*	W	NE	8-8	0-0	0-0	0	0	0	0
2/2*	L	SEA	7-5	0-0	0-0	0	0	0	1
Totals 2-1			24-18	0-0	0-0	0	0	0	1

2014 DENVER BRONCOS

Date	W/L	Opp.	Tkls-S	Sk-YL	INT-Yds	PD	FF	FR	TFL
9/7	W	IND			INACTIVE				
9/14	W	KC			INACTIVE				
9/21	L	at SEA			INACTIVE				
10/5	W	ARI	7-6	0-0	0-0	0	0	0	0
10/12*	W	at NYJ	0-0	0-0	0-0	0	0	0	0
10/19	W	SF			INACTIVE				
10/23	W	SD			INACTIVE				
11/2	L	at NE			INACTIVE				
11/9	W	at OAK			INACTIVE				
11/16	L	at STL			INACTIVE				
11/23	W	MIA			INACTIVE				
11/30	W	at KC			INACTIVE				
12/7	W	BUF			INACTIVE				
12/14	W	at SD	4-3	0-0	0-0	0	0	0	0
12/22	L	at CIN			INJURED RESERVE				
12/28	W	OAK			INJURED RESERVE				
Totals 1-0			11-9	0-0	0-0	0	0	0	0

2015 DENVER BRONCOS

Date	W/L	Opp.	Tkls-S	Sk-YL	INT-Yds	PD	FF	FR	TFL
9/13*	W	BAL	9-6	0-0	0-0	0	0	0	0
9/17*	W	at KC	7-7	0-0	0-0	0	0	0	1
9/27*	W	at DET	3-1	0-0	0-0	0	0	0	0
10/4*	W	MIN	2-1	0-0	0-0	1	0	0	0
10/11*	W	at OAK	10-7	0-0	0-0	1	0	0	0
10/18*	W	at CLE	8-6	0-0	0-0	0	0	0	0
11/1*	W	GB	2-1	0-0	0-0	0	0	0	0
11/8*	L	at IND	19-6	0-0	0-0	1	0	0	1
11/15*	L	KC	6-4	0-0	0-0	1	0	0	0
11/22*	W	at CHI	8-7	0-0	1-14	1	0	0	0
11/29*	W	NE	4-4	0-0	0-0	0	0	0	0
12/6*	W	at SD	2-2	0-0	1-25	1	0	0	0
12/13	L	OAK			INACTIVE				
12/20*	L	at PIT	8-6	0-0	0-0	0	0	0	0
12/28*	W	CIN	12-8	0-0	0-0	0	0	0	0
1/3*	W	SD	9-7	0-0	0-0	0	0	0	1
Totals 12-3			109-73	0-0	2-39	6	0	0	3
POSTSEASON									
1/17*	W	PIT	9-8	0-0	0-0	0	0	0	1
1/24*	W	NE	5-4	0-0	0-0	1	0	0	0
2/7*	W	CAR	8-4	0-0	0-0	0	0	2	0
Totals 3-0			22-16	0-0	0-0	1	0	2	1

*Denotes Game Started



98

MITCH
UNREIN

Ht: 6-4
Age: 29
Bears Season: 2
Acquired: Waived free agent in 2015 (SD)

Wt: 299
College: Wyoming
NFL Season: 6

DEFENSIVE LINE

PRO CAREER: Appeared in 70 games with 7 starts over six seasons with the Denver Broncos (2011-14), San Diego Chargers (2015) and Chicago Bears (2015), recording 81 tackles, 3 TFLs, 1 sack and 1 fumble recovery... Saw action in 6 postseason contests with Denver, recording 6 tackles and 1 TFL.

CAREER TRANSACTIONS: Signed with the Houston Texans (5/7/10)... Waived by the Texans (9/4/10)... Signed to the Denver Broncos practice squad (10/20/10)... Signed with the Broncos (1/4/11)... Re-signed with Denver (4/11/13)... Re-signed with the Broncos (4/21/14)... Signed with the San Diego Chargers (3/19/15)... Waived by the Chargers (9/24/15)... Signed with the Chicago Bears (9/25/15)... Re-signed with Chicago (3/12/16). **SIGNED through 2017**

2015 SEASON: Appeared in 16 games overall (2 games for San Diego and 14 for Chicago) with 4 starts (Games 12-14 & 16 for Chicago), recording a career-high 33 tackles, 1 sack, 2 TFLs and 1 pass breakup (all stats with Chicago except 1 tackle)... Recorded first career sack in Game 13 vs. WAS... Released by San Diego before signing with Chicago prior to Week 3. **GAMES PLAYED-STARTED: 16-4**

PREVIOUS SEASONS: 2014 - Totaled 1 tackle in 8 games with Denver. **2013 -** Appeared in 16 games for the second consecutive season, starting once... Collected 20 tackles (15 solo) and 1 TFL. **2012 -** Appeared in 16 games for the first time in his career, making 2 starts... Notched 20 tackles (12 solo)... Added 1 FR. **2011 -** As a rookie, appeared in 14 games, totaling 7 tackles (5 solo).

COLLEGE: Three-time All-Mountain West Conference player out of Wyoming...Named Defensive MVP of 2009 New Mexico Bowl after notching 2 sacks and 1 FF in 35-28 double-overtime win over Fresno State... Finished career with 162 tackles, 10.5 sacks, 20.5 TFLs and 2 FFs... Played in 48 games with 38 starts... Redshirted in 2005.

PERSONAL: Two-time first-team all-state at Eaton High School (Eaton, CO)... 2A state champion wrestler (215-pound class) as senior after going 34-4 with 31 pins... Four-time Academic Honor Roll. Wife, Corey Cogdell, has competed in the last two Summer Olympic games in trapshooting, winning a bronze in trap in 2008.

MITCH UNREIN'S NFL STATISTICS

REGULAR SEASON																		
Year	Team	GP	GS	Tackles					Interceptions					Fumbles			Misc.	
				Tot	S	A	Sk	Yds	No	Yds	Lg	TD	PD	FF	FR	Yds	TFL	STT
2011	Denver	14	0	7	5	2	0.0	0.0	0	0	-	0	0	0	0	0	0.0	1
2012	Denver	16	2	20	12	8	0.0	0.0	0	0	-	0	0	0	1	n/a	0.0	0
2013	Denver	16	1	20	15	5	0.0	0.0	0	0	-	0	0	0	0	0	1.0	0
2014	Denver	8	0	1	1	0	0.0	0.0	0	0	-	0	0	0	0	0	0.0	0
2015	TOTAL	16	4	33	20	13	1.0	6.0	0	0	-	0	0	0	0	0	2.0	0
NFL totals		70	7	81	53	28	1.0	6.0	0	0	-	0	0	0	1	n/a	3.0	1

POSTSEASON																		
Year	Team	GP	GS	Tackles					Interceptions					Fumbles			Misc.	
				Tot	S	A	Sk	Yds	No	Yds	Lg	TD	PD	FF	FR	Yds	TFL	STT
2011	Denver	2	0	1	0	1	0	0	0	0	-	0	0	0	0	0	0	0
2012	Denver	1	0	3	1	2	0	0	0	0	-	0	0	0	0	0	0	0
2013	Denver	3	0	2	1	1	0	0	0	0	-	0	0	0	0	0	1	0
NFL Totals		6	0	6	2	4	0	0	0	0	-	0	0	0	0	0	1	0



MITCH UNREIN'S NFL STATISTICS (cont)

SEASON / CAREER / PLAYOFF HIGHS

	2015	Career	Playoff
Tackles.....	5, twice.....	Same.....	3, vs. BAL (1/12/13)
Solos.....	4, at MIN (12/20).....	Same.....	1, twice
Sacks.....	1, vs. WAS (12/13).....	Same.....	None
Sack Yards.....	6, vs. WAS (12/13).....	Same.....	None

MITCH UNREIN'S GAME-BY-GAME DEFENSIVE STATS 1-6 Regular Season Starting Record (0-0 Postseason)

2011 DENVER BRONCOS

Date	W/L	Opp.	Tkls-S	Sk-YL	INT-Yds	PD	FF	FR	TFL
9/12	L	OAK	2-2	0-0	0-0	0	0	0	0
9/18	W	CIN	0-0	0-0	0-0	0	0	0	0
9/25	L	at TEN	0-0	0-0	0-0	0	0	0	0
10/2	L	at GB	2-1	0-0	0-0	0	0	0	0
10/9	L	SD		INACTIVE					
10/23	W	at MIA	1-1	0-0	0-0	0	0	0	0
10/30	L	DET	0-0	0-0	0-0	0	0	0	0
11/6	W	at OAK	0-0	0-0	0-0	0	0	0	0
11/13	W	at KC	0-0	0-0	0-0	0	0	0	0
11/17	W	NYJ	0-0	0-0	0-0	0	0	0	0
11/27	W	at SD	1-1	0-0	0-0	0	0	0	0
12/4	W	at MIN	0-0	0-0	0-0	0	0	0	0
12/11	W	CHI	0-0	0-0	0-0	0	0	0	0
12/18	L	NE	0-0	0-0	0-0	0	0	0	0
12/24	L	at BUF		INACTIVE					
1/1	L	KC	1-0	0-0	0-0	0	0	0	0
Totals	0-0		7-5	0-0	0-0	0	0	0	0

2012 DENVER BRONCOS

Date	W/L	Opp.	Tkls-S	Sk-YL	INT-Yds	PD	FF	FR	TFL
9/9	W	PIT	1-0	0-0	0-0	0	0	0	0
9/17*	L	at ATL	0-0	0-0	0-0	0	0	0	0
9/23	L	HOU	3-1	0-0	0-0	0	0	0	0
9/30	W	OAK	1-0	0-0	0-0	0	0	0	0
10/7*	L	at NE	2-1	0-0	0-0	0	0	0	0
10/15	W	at SD	1-0	0-0	0-0	0	0	0	0
10/28	W	NO	0-0	0-0	0-0	0	0	0	0
11/4	W	at CIN	1-1	0-0	0-0	0	0	0	0
11/11	W	at CAR	0-0	0-0	0-0	0	0	0	0
11/18	W	SD	1-1	0-0	0-0	0	0	0	0
11/25	W	at KC	1-1	0-0	0-0	0	0	0	0
12/2	W	TB	1-1	0-0	0-0	0	0	0	0
12/6	W	at OAK	3-2	0-0	0-0	0	0	1	0
12/16	W	at BAL	1-1	0-0	0-0	0	0	0	0
12/23	W	CLE	3-2	0-0	0-0	0	0	0	0
12/30	W	KC	1-1	0-0	0-0	0	0	0	0
Totals	0-2		20-12	0-0	0-0	0	0	1	0

POSTSEASON

1/12	L	BAL	3-1	0-0	0-0	0	0	0	0
------	---	-----	-----	-----	-----	---	---	---	---

2013 DENVER BRONCOS

Date	W/L	Opp.	Tkls-S	Sk-YL	INT-Yds	PD	FF	FR	TFL
9/5	W	BAL	1-0	0-0	0-0	0	0	0	0
9/15	W	at NYG	0-0	0-0	0-0	0	0	0	0
9/23	W	OAK	0-0	0-0	0-0	0	0	0	0
9/29	W	PHI	1-1	0-0	0-0	0	0	0	0
10/6	W	at DAL	2-1	0-0	0-0	0	0	0	0
10/13	W	JAX	2-2	0-0	0-0	0	0	0	0
10/20	L	at IND	1-0	0-0	0-0	0	0	0	0
10/27	W	WAS	1-1	0-0	0-0	0	0	0	0
11/10	W	at SD	1-0	0-0	0-0	0	0	0	0
11/17	W	KC	2-2	0-0	0-0	0	0	0	0
11/24	L	at NE	1-0	0-0	0-0	0	0	0	0
12/1*	W	at KC	3-3	0-0	0-0	0	0	0	0
12/8	W	TEN	0-0	0-0	0-0	0	0	0	0
12/12	L	SD	3-3	0-0	0-0	0	0	0	1
12/22	W	at HOU	2-2	0-0	0-0	0	0	0	0
12/29	W	at OAK	0-0	0-0	0-0	0	0	0	0
Totals	1-0		20-15	0-0	0-0	0	0	0	1

POSTSEASON

1/12	W	SD	0-0	0-0	0-0	0	0	0	0
1/19	W	NE	0-0	0-0	0-0	0	0	0	0
2/2	L	SEA	2-1	0-0	0-0	0	0	0	1
Totals	0-0		2-1	0-0	0-0	0	0	0	1

2014 DENVER BRONCOS

Date	W/L	Opp.	Tkls-S	Sk-YL	INT-Yds	PD	FF	FR	TFL
9/7	W	IND		INACTIVE					
9/14	W	KC	0-0	0-0	0-0	0	0	0	0
9/21	L	at SEA		INACTIVE					
10/5	W	ARI		INACTIVE					
10/12	W	at NYJ		INACTIVE					
10/19	W	SF		INACTIVE					
10/23	W	SD		INACTIVE					
11/2	L	at NE	0-0	0-0	0-0	0	0	0	0
11/9	W	at OAK	0-0	0-0	0-0	0	0	0	0
11/16	L	at STL	0-0	0-0	0-0	0	0	0	0
11/23	W	MIA	0-0	0-0	0-0	0	0	0	0
11/30	W	at KC	1-1	0-0	0-0	0	0	0	0
12/7	W	BUF	0-0	0-0	0-0	0	0	0	0
12/14	W	at SD		INACTIVE					
12/22	L	at CIN	0-0	0-0	0-0	0	0	0	0
12/28	W	OAK		INACTIVE					
Totals	0-0		1-1	0-0	0-0	0	0	0	0

2015 CHICAGO BEARS

Date	W/L	Opp.	Tkls-S	Sk-YL	INT-Yds	PD	FF	FR	TFL
9/13^	L	DET	0-0	0-0	0-0	0	0	0	0
9/20^	L	at CIN	1-1	0-0	0-0	0	0	0	0
9/27	L	at SEA	1-0	0-0	0-0	0	0	0	0
10/4	W	OAK	3-1	0-0	0-0	0	0	0	0
10/11	W	at KC	2-2	0-0	0-0	0	0	0	0
10/18	L	at DET	1-0	0-0	0-0	0	0	0	0
11/1	L	MIN	2-2	0-0	0-0	0	0	0	0
11/9	W	at SD	2-1	0-0	0-0	0	0	0	0
11/15	W	at STL	1-0	0-0	0-0	0	0	0	0
11/22	L	DEN	5-3	0-0	0-0	0	0	0	0
11/26	W	at GB	2-1	0-0	0-0	0	0	0	0
12/6*	L	SF	3-2	0-0	0-0	0	0	0	1
12/13*	L	WAS	3-2	1-6	0-0	0	0	0	1
12/20*	L	at MIN	5-4	0-0	0-0	0	0	0	0
12/27	W	at TB	2-1	0-0	0-0	0	0	0	0
1/3*	L	DET	0-0	0-0	0-0	0	0	0	0
Totals	0-4		33-20	1-6	0-0	1	0	0	2

^with SD

*Denotes Game Started



90

CORNELIUS WASHINGTON

Ht: 6-4 Wt: 292
Age: 26 College: Georgia
Bears Season: 4 NFL Season: 4
Acquired: 6th round of the 2013 draft

DEFENSIVE LINE

PRO CAREER: Played in 16 games in three seasons with the Bears (2013-15), recording 7 tackles, 1 sack, 2 TFLs and 7 STTs... Made his NFL debut September 29, 2013 at the Detroit Lions... Recoded first career sack on November 23, 2014 vs. Tampa Bay... Saw action in 1 game in 2015 before being placed on Injured Reserve.

CAREER TRANSACTIONS: Entered NFL as a sixth-round pick (188th overall) by Chicago in the 2013 NFL Draft... Signed by the Bears to a 4-year contract (5/1/12)... Recorded first career sack on November 23 vs. Tampa Bay. **SIGNED through 2016**

2015 SEASON – Appeared in 1 contest (Game 1) on defense and special teams... Placed on Injured Reserve on September 14 causing him to miss the final 15 games of the season. **GAMES PLAYED-STARTED: 1-0**

PREVIOUS SEASONS: 2014 - Appeared in 13 contests (Games 3-12 & 14-16), on defense and special teams, recording 6 tackles, 1 sack and 3 QB pressures, adding 7 special teams stops. **2013** - Appeared in 2 games as a rookie for Chicago, recording 1 TFL... Made his NFL debut on September 29 at Detroit.

COLLEGE: Started 25-of-51 games for Georgia – 1 as a strong-side defensive end; 8 as a strong-side outside linebacker; 6 as a weak-side outside linebacker; 10 as a weak-side defensive end... Recorded 76 tackles (46 solos) during his career, and boasts 63 quarterback pressures, as he also recorded 10.5 sacks for minus 72 yards and 17 stops for losses of 87 yards... Also recovered a pair of fumbles and deflected 1 pass.

PERSONAL: Burke County, coached by Eric Parker... SuperPrep All-America, All-Dixie Teams... PrepStar Top 135 Dream Team... 2007 Atlanta Journal-Constitution Super Southern 100... 2007 Georgia Football Magazine First-Team All-State... 2008 Rivals.com Rivals250, weakside defensive ends (3), Georgia Top 50 (10)... UGASports Georgia Top 50 (7)... Scout.com four-star prospect, Top 150, #136 player in America, #13 DE in the nation, #42 prospect in the South, #9 prospect in Georgia... 2008 Parade All-American "One's To Watch" list... Georgia Sports Writers Association Class AAA All-State Honorable Mention... As a senior in 2007, recorded 55 tackles including 44 solo, six sacks, 18 tackles for a loss, forced 3 fumbles and registered 7 QB pressures... Also appeared as an offensive threat, catching 4 passes for 17 yards and 2 TDs.

CORNELIUS WASHINGTON'S NFL STATISTICS

REGULAR SEASON

Year	Team	GP	GS	Tackles					Interceptions					Fumbles			Misc.	
				Tot	S	A	Sk	Yds	No	Yds	Lg	TD	PD	FF	FR	Yds	TFL	STT
2013	Chicago	2	0	1	0	0	0.0	0.0	0	0	-	0	0	0	0	0	1.0	0
2014	Chicago	13	0	6	4	2	1.0	1.0	0	0	-	0	0	0	0	0	1.0	7
2015	Chicago	1	0	0	0	0	0.0	0.0	0	0	-	0	0	0	0	0	0.0	0
NFL totals		16	0	7	4	2	1.0	1.0	0	0	-	0	0	0	0	0	2.0	7

SEASON / CAREER / PLAYOFF HIGHS

	2015	Career	Playoff
Tackles.....	None	3, at MIN (12/28/14)	None
Solos.....	None	2, vs. TB (11/23/14)	None
Sacks.....	None	1, vs. TB (11/23/14)	None
Sack Yards.....	None	1, vs. TB (11/23/14)	None

WASHINGTON



13 KEVIN WHITE

Ht: 6-3 **Wt:** 216
Age: 22 **College:** West Virginia
Bears Season: 2 **NFL Season:** 2
Acquired: 1st round of the 2015 draft (7th overall)

WIDE RECEIVER

PRO CAREER: Spent rookie season in Chicago on the PUP list after being selected in the first round (seventh overall) by the Bears in the 2015 NFL Draft.

CAREER TRANSACTIONS: Selected by the Chicago Bears in the first round (7th overall) of the 2015 NFL Draft... Signed with the Bears (5/6/15). **SIGNED through 2019**

2015 SEASON – Spent entire rookie season on the PUP list. **GAMES PLAYED-STARTED: 0-0**

COLLEGE: In two seasons at West Virginia (2013-14), started 22-of-24 games, notching 144 receptions for 1,954 yards (13.6 avg) and 15 touchdowns... All-American (AFCA, Sporting News, Athlon, CBSSports, SBNation, Sports on Earth), Biletnikoff finalist (presented annually to the nation's outstanding college football receiver), and Maxwell Award semifinalist (presented annually to the nation's college player of the year)... Also earned first team all-Big 12 (AP, Coaches, ESPN.com) and West Virginia's offensive MVP honors... Started his collegiate career at Lackawanna College (2011-12), totaling 535 yards on 36 catches (14.9 avg) and 6 touchdowns.

PERSONAL: Attended Emmaus High School (Emmaus, PA) where he was named an all-Lehigh Valley Athletic Conference receiver and defensive back following his senior season.

BEARS ROOKIE QB PERFORMANCES (in First NFL start, 1965-2011)

Quarterback	Date/Opponent	Result	Comp-Att-Yds (%)	TD-INT	Rating
Kyle Orton	9/11/2005 at WAS	L, 9-7	15-28-141 (53.5)	0-1	52.8
Craig Krenzel	10/31/2004 vs. SF	W, 23-13	13-25-168 (52.0)	1-1	70.1
Rex Grossman	12/14/2003 vs. MIN	W, 13-10	13-30-157 (43.3)	0-0	60.0
Cade McNown	10/17/1999 vs. PHI	L, 16-20	17-33-255 (51.5)	1-2	62.1
Moses Moreno	11/29/1998 vs. TB	L, 17-31	18-41-153 (43.9)	1-0	62.3
Will Furrer	12/27/1992 at DAL	L, 14-27	9-23-89 (39.1)	0-3	11.2
Jim McMahon	11/21/1982 vs. DET	W, 20-17	16-27-233 (59.3)	2-3	72.5
Bob Avellini	11/30/1975 at GB	L, 7-28	9-25-109 (36.0)	0-3	10.7
Gary Huff	12/2/1973 vs. LARams	L, 0-26	9-19-99 (47.4)	0-0	58.9
Bobby Douglass	10/19/1969 at DET	L, 7-13	4-9-41 (44.4)	1-0	95.1



10

MARQUESS
WILSON**Ht:** 6-4**Age:** 23**Bears Season:** 4**Acquired:** 7th round of the 2013 draft**Wt:** 206**College:** Washington State**NFL Season:** 4**WIDE RECEIVER**

PRO CAREER: Appeared in 28 games (13 starts), hauling in 47 receptions for 617 yards and 2 touchdowns with the Bears (2013-15)... Made his NFL debut October 6, 2013 vs. New Orleans... Recorded his first catch October 20, 2013 at the New York Giants and his first touchdown catch December 15, 2014 vs. New Orleans... Notched his first 100-yard receiving game November 22, 2015 vs. Denver (102 yards)... Coming off of career-highs in receptions (28) and receiving yards (464).

CAREER TRANSACTIONS: Drafted in the seventh round (236th overall) of the 2013 NFL Draft... Signed a 4-year deal with Chicago (5/2/13). **SIGNED through 2016**

2015 SEASON: Appeared in 11 contests (Games 1-11) with 6 starts (Games 2, 5 & 8-11) hauling in 28 passes for 464 yards, averaging 16.6 yards per catch (all career-highs) and 1 touchdown... 16.6 yards per catch was the 13th highest in the NFL among players with at least 20 receptions... Missed final 5 games due to a foot injury (Inactive in Game 12 due to the injury and placed on IR on December 12)... Recorded first career 100-yard receiving contest in Game 10 vs. Denver (102 yards). **GAMES PLAYED-STARTED: 11-6**

PREVIOUS SEASONS: 2014 - Activated off of IR/Designated to Return on November 14 after injuring his clavicle during training camp... Saw action in the last 7 Bears contests (Games 10-16), starting the final 6 games, hauling in 17 receptions for 140 yards and a touchdown... Caught first career touchdown in Game 14 versus New Orleans (12/15/14), a 1-yard grab... At just 22 years old, Wilson was the third youngest player on the Bears final 2014 53-man roster behind CB Al Louis-Jean and RB Ka'Deem Carey. **2013** - Played in 10 games in his inaugural NFL season... Started the final game of the season vs. GB (12/29)... Gained 13 yards on 2 catches (6.5 ypc).

COLLEGE: Appeared in 33 games, made 27 starts... Finished career first in school-history with 3,207 career receiving yards, ninth-most in Pac-12 history... Recorded the second-most receptions (189) and receiving TDs (23) in school-history... Recorded school-records for 100-yard games (14) and 150-yard games (4)... Had 5 multi-touchdown games... Two-time all-conference selection.

PERSONAL: Three-year letter winner in football for head coach Darren Bennett... Two-year team captain... Also lettered four times in track and field and three times in basketball... Two-year captain in basketball and one-time team captain in track and field... Senior year named first-team All-East Yosemite League, Fresno Bee All-Area and Visalia Times-Delta All-County after hauling in 50 catches for 1,083 yards and 22 TDs... Also a standout defensively for the Redskins, garnering MaxPreps Division II All-State at defensive back... Led Tulare Union to the semifinals of the CIF-Central Section Division II playoffs... Junior year named the Visalia Times-Delta All-Tulare County High School Athlete of the Year after garnering first-team all-league accolades in three different sports... Named first-team all-league in football on both offense and defense... Voted the East Yosemite League's Most Valuable Player in basketball... Won league titles in track and field in the high, long and triple jumps.

WILSON



MARQUESS WILSON'S NFL STATISTICS

REGULAR SEASON

Year	Team	GP-GS	Rec	Yds	Avg	Lg	TD	Rush	Yds	Avg	Lg	TD
2013	Chicago	10-1	2	13	6.5	10	0	0	0	-	-	0
2014	Chicago	7-6	17	140	8.2	17	1	0	0	-	-	0
2015	Chicago	11-6	28	464	16.6	50	1	0	0	-	-	0
NFL totals		28-13	47	617	13.1	50	2	0	0	-	-	0

SEASON / CAREER / PLAYOFF HIGHS

	2015	Career	Playoff
Receptions	6, twice.....	7, vs. DET (12/21/14).....	None
Receiving Yards	102, vs. DEN (11/22)	Same	None
Longest Reception	50, vs. GB (9/13).....	Same	None
Receiving TDs	1, at KC (10/11)	1, twice.....	None

MARQUESS WILSON'S GAME-BY-GAME OFFENSIVE STATS 5-8 Regular Season Starting Record

2013 CHICAGO BEARS

Date	W/L	Opp.	Rec	Yds	Avg	Long	TD
9/8	W	CIN	INACTIVE				
9/15	W	MIN	INACTIVE				
9/22	W	at PIT	INACTIVE				
9/29	L	at DET	INACTIVE				
10/6	L	NO	0	0	-	-	0
10/10	W	NYG	DID NOT PLAY				
10/20	L	at WAS	1	3	3.0	3	0
11/4	W	at GB	0	0	-	-	0
11/10	L	DET	0	0	-	-	0
11/17	W	BAL	0	0	-	-	0
11/24	L	at STL	0	0	-	-	0
12/1	L	at MIN	0	0	-	-	0
12/9	W	DAL	0	0	-	-	0
12/15	W	at CLE	0	0	-	-	0
12/22	L	at PHI	INACTIVE				
12/29*	L	GB	1	10	10.0	10	0
Totals	0-1		2	13	6.5	10	0

2014 CHICAGO BEARS

Date	W/L	Opp.	Rec	Yds	Avg	Long	TD
9/7	L	BUF	INJURED RESERVE				
9/14	W	at SF	INJURED RESERVE				
9/22	W	at NYJ	INJURED RESERVE				
9/28	L	GB	INJURED RESERVE				
10/5	L	at CAR	INJURED RESERVE				
10/12	W	at ATL	INJURED RESERVE				
10/19	L	MIA	INJURED RESERVE				
10/26	L	at NE	INJURED RESERVE				
11/9	L	at GB	INJURED RESERVE				
11/16	W	MIN	2	11	5.5	6	0
11/23*	W	TB	1	10	10.0	10	0
11/27*	L	at DET	0	0	-	-	0
12/4*	L	DAL	2	19	9.5	10	0
12/15*	L	NO	3	16	5.3	8	1
12/21*	L	DET	7	66	9.4	17	0
12/28*	L	at MIN	2	18	9.0	14	0
Totals	1-5		17	140	8.2	17	1

2015 CHICAGO BEARS

Date	W/L	Opp.	Rec	Yds	Avg	Long	TD
9/13	L	GB	2	59	29.5	50	0
9/20*	L	ARI	1	10	10.0	10	0
9/27	L	at SEA	0	0	-	-	0
10/4	W	OAK	6	80	13.3	35	0
10/11*	W	at KC	6	85	14.2	33	1
10/18	L	at DET	2	54	27.0	46	0
11/1	L	MIN	1	14	14.0	14	0
11/9*	W	at SD	1	15	15.0	15	0
11/15*	W	at STL	1	1	1.0	1	0
11/22*	L	DEN	4	102	25.5	40	0
11/26*	W	at GB	4	44	11.0	19	0
12/6	L	SF	INACTIVE				
12/13	L	WAS	INJURED RESERVE				
12/20	L	at MIN	INJURED RESERVE				
12/27	W	at TB	INJURED RESERVE				
1/3	L	DET	INJURED RESERVE				
Totals	4-2		28	464	16.6	50	1

*Denotes Game Started

PACESETTERS

Notable Bears First Three Seasons Tackle Totals

Player	1st Year-Tkls	2nd Year-Tkls	3rd Year-Tkls	3-Year Total
Brian Urlacher.....	2000-165.....	2001-148.....	2002-214.....	527
Lance Briggs.....	2003-81.....	2004-168.....	2005-170.....	419
Tony Parrish.....	1998-111.....	1999-124.....	2000-101.....	336
Doug Plank.....	1975-123.....	1976-132.....	1977-71.....	326
Mike Brown.....	2000-118.....	2001-86.....	2002-111.....	315
Mark Carrier.....	1990-122.....	1991-93.....	1992-89.....	304
Mike Singletary.....	1981-72.....	1982-71.....	1983-148.....	291
Gary Fencik.....	1976-15.....	1977-133.....	1978-130.....	278



97

WILLIE
YOUNG**Ht:** 6-4**Age:** 30**Bears Season:** 3**Acquired:** Unrestricted free agent in 2014 (DET)**Wt:** 258**College:** NC State**NFL Season:** 7

LINEBACKER

PRO CAREER: Enters seventh NFL season, totaling 174 tackles, 22.5 sacks, 1 interception, 13 pass breakups, 26 TFLs, 1 forced fumble and 2 fumble recoveries in 78 career games, including 31 starts, with the Detroit Lions (2010-13) and Chicago Bears (2014-15)... Has recorded 16.5 sacks in his two seasons as a Bear after recording only 6 during his four seasons in Detroit (2010-13)... 16.5 sacks over the past two seasons leads the Bears... 10 sacks in 2014 were second most by a Bears player in their first season with the team since sacks became an official stat in 1982 behind Mark Anderson's 12 in 2006.

CAREER TRANSACTIONS: Selected by the Detroit Lions in the 7th round (213th overall) of the 2010 NFL Draft... Signed with the Lions (6/28/10)... Re-signed with Detroit (4/15/13)... Signed with the Chicago Bears (3/13/14). **SIGNED through 2016**

2015 SEASON: Appeared in 15 contests (Games 1-2 & 4-16) including 8 starts (Games 5-6, 8-9, 11, 13 & 15-16), collecting 47 tackles, 6.5 sacks (second on the team), 1 interception, 12 TFLs (team-high) and 3 pass breakups... Made first career interception in Game 9 at St. Louis... Became 1-of-3 Bears players with a sack in 5- straight games (Games 9-14) along with Brian Urlacher (2000) and Steve McMichael (1983 & 1991) since sacks became an official NFL statistic in 1982... Inactive Game 3. **GAMES PLAYED-STARTED: 15-8**

PREVIOUS SEASONS: 2014 - Saw action in 15 games with 8 starts recording 55 tackles - including 10 sacks and 3 TFLs - his first career forced fumble, 3 pass breakups and 13 QB pressures... His 10 sacks were tied for 15th in the NFL and led the Bears... Had 6 sacks total in the previous 4 NFL seasons (2010-13) with Detroit entering 2014... Finished 2nd in tackles (55), tied for 2nd in PBUs (3), and 3rd in TFLs (3) amongst Bears defensive linemen... Also blocked a field goal on special teams (Week 4 vs. Green Bay)... Placed on injured reserve on December 23 due to an Achilles injury, causing him to miss the season finale. **2013** - Started 15-of-16 games collecting, 47 tackles, 3 sacks, 5 PBUs, 7 TFLs and 2 FRs. Set career-highs in tackles, PBUs, TFLs, and FRs, and tied his career-high in sacks... His 5 PBUs ranked tied for 8th in the NFL amongst defensive linemen. **2012** - Appeared in 16 contests collecting 11 tackles, 1 PBU and 1 TFL. **2011** - In 14 games, notched 14 tackles, 3 sacks, 1 PBU and 3 TFLs. **2010** - Saw action in 2 games as a rookie.

COLLEGE: Started 36-of-49 games at North Carolina State, including 28 at right defensive end and eight more on the left side.... Recorded 194 tackles (109 solos) with 20.0 sacks for minus 140 yards, 46 TFLs totaling 235 yards and 29 pressures... Caused 4 fumbles and recovered 2 others... Deflected 11 passes and intercepted 3 others for 42 yards in returns, including a TD... Became just the sixth player in school history to register 20.0 sacks during a career... 8 sacks in 2009 tied for seventh place on the school's single-season record chart... 1-of-5 Wolfpack defenders to record at least 40 TFLs in a career, as only Mario Williams (55.5, 2003-05) had more than Young's 46.0 on the school's all-time record chart... 15 TFLs in 2007 tied Levar Fisher (2000), Pat Thomas (2003) and Mario Williams (2004) for 7th on State's single-season record list... In 2009, named second-team All-ACC selection... Originally signed with the Pack in 2004, but attended prep school in the fall before enrolling back at State in Jan., 2005.

PERSONAL: Attended Palm Beach (Fla.) Gardens Community High School, where the three-sport standout competed in football, basketball and track... First-team Class 6A All-State pick at defensive end, recorded 65 tackles, including 25 for loss, and had 12.0 sacks as a senior... Made 60 tackles, 15 stops behind the line of scrimmage and 9 sacks as a junior... In basketball, averaged 10 points and 12 rebounds per game in his final season... Despite not joining the track team until midway through the season, finished fourth at the state 4A meet in the high jump.



WILLIE YOUNG'S NFL STATISTICS

REGULAR SEASON

Year	Team	GP	GS	Tackles					Interceptions					Fumbles			Misc.	
				Tot	S	A	Sk	Yds	No	Yds	Lg	TD	PD	FF	FR	Yds	TFL	STT
2010	Detroit	2	0	0	0	0	0.0	0.0	0	0	-	0	0	0	0	0	0.0	0
2011	Detroit	14	0	14	9	5	3.0	19.0	0	0	-	0	1	0	0	0	3.0	0
2012	Detroit	16	0	11	7	4	0.0	0.0	0	0	-	0	1	0	0	0	1.0	0
2013	Detroit	16	15	47	29	18	3.0	20.0	0	0	-	0	5	0	2	0	7.0	0
2014	Chicago	15	8	55	36	19	10.0	65.0	0	0	-	0	3	1	0	0	3.0	0
2015	Chicago	15	8	47	31	16	6.5	50.0	1	39	39	0	3	0	0	0	12.0	0
Bears totals		30	16	102	67	35	16.5	115.0	1	39	39	0	6	1	0	0	15.0	0
NFL totals		78	31	174	112	62	22.5	154.0	1	39	39	0	13	1	2	0	26.0	0

POSTSEASON

Year	Team	GP	GS	Tackles					Interceptions					Fumbles			Misc.	
				Tot	S	A	Sk	Yds	No	Yds	Lg	TD	PD	FF	FR	Yds	TFL	STT
2011	Detroit	1	0	2	1	1	1.0	1.0	0	0	-	0	0	1	0	0	0	0

SEASON / CAREER / PLAYOFF HIGHS

	2015	Career	Playoff
Tackles.....	8, vs. WAS (12/13)	Same.....	2, at NO (1/7/12)
Solos.....	4, three times	5, at ATL (10/12/14)	1, at NO (1/7/12)
Sacks.....	1.5, vs. SF (12/6)	2, twice	1, at NO (1/7/12)

AIR MILES

Planning to follow the Bears on the road? The following is a list of the round-trip air miles between Chicago's O'Hare Airport and the cities they will visit during the 2016 season:

New England.....	1,734	2011 total	20,118
Cleveland	632	2010 total	12,581
Houston.....	925	2009 total	14,324
Dallas.....	1,608	2008 total	10,664
Indianapolis.....	354	2007 total.....	16,802
Green Bay.....	322	2006 total	13,790
Tampa Bay	2,024	2005 total	9,356
New York Giants.....	1,438	2004 total	10,226
Detroit Lions	470	2003 total	16,890
Minnesota Vikings (Minneapolis).....	668	2002 total*	12,763
		2001 total	9,314
2016 total	10,175	2000 total	12,560
2015 total	12,576	1999 total	13,796
2014 total	14,692	1998 total	12,140
2013 total	10,880	1997 total.....	21,482
2012 total	14,258	1996 total	11,862

Totals include pre-season; the 1997 total includes the pre-season game in Dublin, Ireland. Dublin is 8,466 round-trip air miles from O'Hare. The 2011 total includes the regular season game in London, England. London is 7,900 round-trip air miles from O'Hare.

*2002 total includes nine flights to Champaign for home games.

WILLIE YOUNG'S GAME-BY-GAME DEFENSIVE STATS 13-18 Regular Season Starting Record (0-1 Postseason Record)

2010 DETROIT LIONS

Date	W/L	Opp.	Tkls-S	Sk-YL	INT-Yds	PD	FF	FR	TFL
Did not play weeks 1-9									
11/14	L	at BUF	0-0	0-0	0-0	0	0	0	0
Did not play weeks 11-16									
1/2	W	MIN	0-0	0-0	0-0	0	0	0	0
Totals	0-0		0-0	0-0	0-0	0	0	0	0

2011 DETROIT LIONS

Date	W/L	Opp.	Tkls-S	Sk-YL	INT-Yds	PD	FF	FR	TFL
9/11	W	at TB	1-1	0-0	0-0	0	0	0	N/A
9/18	W	KC	2-2	0-0	0-0	0	0	0	N/A
9/25	W	at MIN	0-0	0-0	0-0	0	0	0	N/A
10/2	W	at DAL	2-1	1-10	0-0	0	0	0	N/A
10/10	W	CHI	3-2	1-8	0-0	0	0	0	N/A
10/16	L	SF	0-0	0-0	0-0	1	0	0	N/A
10/23	L	ATL	DID NOT PLAY						
10/30	W	at DEN	2-1	0-0	0-0	0	0	0	N/A
11/13	L	at CHI	1-1	0-0	0-0	0	0	0	N/A
11/20	W	CAR	DID NOT PLAY						
11/24	L	GB	0-0	0-0	0-0	0	0	0	N/A
12/4	L	at NO	1-0	0-0	0-0	0	0	0	N/A
12/11	W	MIN	0-0	0-0	0-0	0	0	0	N/A
12/18	W	at OAK	1-0	0-0	0-0	0	0	0	N/A
12/24	W	SD	0-0	0-0	0-0	0	0	0	N/A
1/1	L	at GB	1-1	1-1	0-0	0	0	0	N/A
Totals	0-0		14-9	3-19	0-0	1	0	0	3
POSTSEASON									
1/7	L	at NO	2-1	1-1	0-0	0	1	0	N/A

2012 DETROIT LIONS

Date	W/L	Opp.	Tkls-S	Sk-YL	INT-Yds	PD	FF	FR	TFL
9/9	W	STL	0-0	0-0	0-0	0	0	0	N/A
9/16	L	at SF	0-0	0-0	0-0	0	0	0	N/A
9/23	L	at TEN	0-0	0-0	0-0	0	0	0	N/A
9/30	L	MIN	1-0	0-0	0-0	0	0	0	N/A
10/14	W	at PHI	0-0	0-0	0-0	0	0	0	N/A
10/22	L	at CHI	1-1	0-0	0-0	0	0	0	N/A
10/28	W	SEA	1-1	0-0	0-0	0	0	0	N/A
11/4	W	at JAX	0-0	0-0	0-0	0	0	0	N/A
11/11	L	at MIN	0-0	0-0	0-0	0	0	0	N/A
11/18	L	GB	3-2	0-0	0-0	0	0	0	N/A
11/22	L	HOU	1-1	0-0	0-0	0	0	0	N/A
12/2	L	IND	0-0	0-0	0-0	0	0	0	N/A
12/9	L	at GB	0-0	0-0	0-0	0	0	0	N/A
12/16	L	at ARZ	2-2	0-0	0-0	0	0	0	N/A
12/22	L	ATL	0-0	0-0	0-0	0	0	0	N/A
12/30	L	CHI	2-0	0-0	0-0	1	0	0	N/A
Totals	0-0		11-7	0-0	0-0	1	0	0	N/A

2013 DETROIT LIONS

Date	W/L	Opp.	Tkls-S	Sk-YL	INT-Yds	PD	FF	FR	TFL
9/8*	W	MIN	3-1	0-0	0-0	0	0	0	N/A
9/15*	L	at ARZ	2-2	1-4	0-0	0	0	0	N/A
9/22	W	at WAS	5-4	0-0	0-0	0	0	0	N/A
9/29*	W	CHI	1-1	0-0	0-0	0	0	0	N/A
10/6*	L	at GB	2-1	0-0	0-0	0	0	0	N/A
10/13*	W	at CLE	5-3	1-9	0-0	0	0	0	N/A
10/20*	L	CIN	2-1	0-0	0-0	0	0	0	N/A
10/27*	W	DAL	4-4	0-0	0-0	0	0	0	N/A
11/10*	W	at CHI	1-0	0-0	0-0	2	0	0	N/A
11/17*	L	at PIT	3-1	0-0	0-0	0	0	0	N/A
11/24*	L	TB	3-2	1-7	0-0	0	0	0	N/A
11/28*	W	GB	5-3	0-0	0-0	0	0	1	N/A
12/8*	L	at PHI	5-3	0-0	0-0	0	0	0	N/A
12/16*	L	BAL	4-3	0-0	0-0	1	0	0	N/A
12/22*	L	NYG	1-0	0-0	0-0	1	0	1	N/A
12/29*	L	at MIN	1-0	0-0	0-0	1	0	0	N/A
Totals	6-9		47-29	3-20	0-0	5	0	2	N/A

2014 CHICAGO BEARS

Date	W/L	Opp.	Tkls-S	Sk-YL	INT-Yds	PD	FF	FR	TFL
9/7	L	BUF	7-4	1-6	0-0	0	0	0	1
9/14	W	at SF	4-4	2-11	0-0	0	0	0	0
9/22	W	at NYJ	6-2	1-2	0-0	0	0	0	0
9/28*	L	GB	6-5	0-0	0-0	0	0	0	1
10/5	L	at CAR	6-3	1-16	0-0	0	1	0	0
10/12	W	at ATL	5-5	2-14	0-0	0	0	0	0
10/19	L	MIA	5-4	0-0	0-0	1	0	0	0
10/26	L	at NE	4-3	0-0	0-0	0	0	0	0
11/9*	L	at GB	0-0	0-0	0-0	1	0	0	0
11/16*	W	MIN	2-1	1-5	0-0	0	0	0	0
11/23*	W	TB	2-1	0-0	0-0	0	0	0	0
11/27*	L	at DET	0-0	0-0	0-0	1	0	0	0
12/4*	L	DAL	5-3	1-1	0-0	0	0	0	1
12/15*	L	NO	3-1	1-9	0-0	0	0	0	0
12/21*	L	DET	0-0	0-0	0-0	0	0	0	0
12/28	L	at MIN	INJURED RESERVE						
Totals	2-6		55-36	10-65	0-0	3	1	0	3

2015 CHICAGO BEARS

Date	W/L	Opp.	Tkls-S	Sk-YL	INT-Yds	PD	FF	FR	TFL
9/13	L	GB	1-0	0-0	0-0	0	0	0	0
9/20	L	ARI	1-1	0-0	0-0	0	0	0	0
9/27	L	at SEA	INACTIVE						
10/4	W	OAK	3-2	0-0	0-0	0	0	0	0
10/11*	W	at KC	2-1	1-8	0-0	0	0	0	1
10/18*	L	at DET	2-1	0-0	0-0	0	0	0	0
11/1	L	MIN	1-1	0-0	0-0	0	0	0	0
11/9*	W	at SD	5-4	0-0	0-0	2	0	0	0
11/15*	W	at STL	3-2	0-0	1-39	1	0	0	0
11/22	L	DEN	5-4	1-9	0-0	0	0	0	1
11/26*	W	at GB	5-3	1-4	0-0	0	0	0	1
12/6	L	SF	3-2	1.5-9	0-0	0	0	0	2
12/13*	L	WAS	8-4	1-10	0-0	0	0	0	3
12/20	L	at MIN	3-3	1-10	0-0	0	0	0	2
12/27*	W	at TB	3-2	0-0	0-0	0	0	0	2
1/3*	L	DET	2-1	0-0	0-0	0	0	0	0
Totals	5-3		47-31	6.5-50	1-39	3	0	0	12

*Denotes Game Started

YOUNG



57 LAMIN BARROW

Ht: 6-1

Age: 25

Bears Season: 2

Acquired: Waived free agent in 2015 (DEN)

Wt: 237

College: LSU

NFL Season: 3

LINEBACKER

PRO CAREER: Begins his 3rd professional season, appearing in 32 games for the Denver Broncos (2014) and Chicago Bears (2015)... Owns 14 STTs and 1 defensive stop. **CAREER**

TRANSACTIONS: Drafted by the Denver Broncos in the 5th round (156th overall) of the 2014 NFL Draft... Signed with the Broncos (6/3/14)... Waived by Denver (9/5/15)... Signed to the

Chicago Bears practice squad (9/8/15)... Signed to the Bears active roster (9/12/15). **2015 SEASON:** Appeared in all 16 games for the second consecutive season, finishing 5th on the Bears in STTs with 7. **PREVIOUS SEASONS: 2014 -** Saw action in all 16 games (1 start) his first NFL season in 2014 with the Denver Broncos, totaling 1 defensive stop and ranking third on the Broncos with 8 STTs. **COLLEGE:** Started all 26 games for LSU during his final two seasons as the school's starting weakside linebacker and tallied a team-high 195 tackles during that stretch... Earned second-team All-SEC honors after leading LSU with 91 tackles (23 solo) to go along with 1.5 sacks, two pass breakups and 1 fumble recovery as a senior... Voted as the LSU player to wear the traditional No. 18 jersey representing an individual that leads on and off the field and embodies what it means to be a Tiger. **PERSONAL:** Attended John Ehret High School in Monroe, La.



20 DE'VANTE BAUSBY

Ht: 6-2

Age: 23

Bears Season: 1

Acquired: Waived free agent in 2015 (KC)

Wt: 190

College: Pittsburg State

NFL Season: 1

CORNERBACK

PRO CAREER: Enters second NFL season after spending time with the Kansas City Chiefs (2015) and Chicago Bears (2015). **CAREER TRANSACTIONS:** Signed with Kansas City Chiefs as an undrafted free agent (5/11/15)... Waived by the Chiefs (6/19/15)... Signed to the Chicago Bears practice squad (12/22/15)... Signed with the Bears (1/4/16). **2015 SEASON:**

Spent a portion of the season on the Bears practice squad. **COLLEGE:** Appeared in 49 games during his collegiate career at Pittsburgh State, collecting 127 tackles, 11 interceptions, 30 pass break-ups, 6 sacks and 9 TFLs... Saw action in 13 games as a senior, collecting a career high 4 interceptions and 49 tackles... Added 9 PBUs, 4 TFLs and 1 sack... In 12 games as a junior, totaled 3 INTS for the second consecutive season... Totaled 39 tackles, including 2 TFLs and 2 sacks... Set a career high in PBUs with 10... Played in 10 games as a sophomore, collecting 3 INTs, 21 tackles, including 2 TFLs and 2 sacks... Notched 2 PBUs... Played in 14 games as a true freshman... Notched 20 tackles, 1 INT, 9 PBUs, TFLs and 1 sack. **PERSONAL:** Attended Hogan Preparatory Academy (Kansas City, MO).



76

KEITH
BROWNER**Ht:** 6-4**Age:** 28**Bears Season:** 1**Acquired:** Waived free agent in 2015 (HOU)**Wt:** 282**College:** California**NFL Season:** 1**DEFENSIVE LINE**

PRO CAREER: Enters his first season with the Bears after spending parts of the past four years with the Houston Texans (2012-15)... Saw action in 3 games. **CAREER TRANSACTIONS:** Signed with the Houston Texans as an undrafted free agent (6/14/12)... Waived by Houston (8/31/12)... Signed to the Texans practice squad (10/29/12)... Signed by Houston (1/14/13)... Waived by the

Texans (8/31/13)... Signed to Houston's practice squad (9/2/13)... Signed by the Texans (12/31/13)... Waived by Houston (8/30/14)... Signed to the Texans practice squad (9/1/14)... Signed to Houston's active roster (12/12/14)... Waived by the Texans (5/8/15)... Signed by the Chicago Bears (1/11/16). **2015 SEASON:** Spent part of the offseason with Houston. **PREVIOUS SEASONS: 2014 -** Appeared in 3 games without recording any stats. **COLLEGE:** Played in all possible 38 games over his final three seasons with 10 starts, recording 41 tackles with 4.5 TFLs, 2 sacks, 1 forced fumble, 1 fumble recovery and 2 pass breakups... Played both linebacker and defensive end during his Cal career. **PERSONAL:** Prepstar All-America selection and member of the SuperPrep All-Far West team out of Dorsey High School (Los Angeles, CA)... Played on an 11-3 team and City of Los Angeles semifinalist as a senior... Credited with 21 sacks, 8 fumble recoveries and 6 forced fumbles over the last two seasons of his prep career... Recorded 12 sacks as a senior... Invited to the CaliFlorida Bowl... Father, Keith Sr., played LB for USC's football team and played in the NFL with the Tampa Bay Buccaneers, Los Angeles Raiders, San Francisco 49ers and San Diego Chargers... Other Browner football standouts include Joey, Ross, Jim and Willard... Joey played at USC before embarking on a 10-year NFL career with Minnesota and Tampa Bay... Ross, Jim and Willard all played collegiately at Notre Dame, with Ross also spending 10 seasons in the NFL with Cincinnati and Green Bay, while Jim was with Cincinnati for two years.

PRO EXPERIENCE



60

CORNELIUS
EDISON**Ht:** 6-3**Age:** 22**Bears Season:** 2**Acquired:** Undrafted free agent in 2015**Wt:** 309**College:** Portland State**NFL Season:** 1**LINEBACKER**

PRO CAREER: Begins his second season with the Bears after spending part of his rookie season on the Bears practice squad (2015). **CAREER TRANSACTIONS:** Signed to the Chicago Bears practice squad (11/30/15)... Signed with the Bears (1/4/16). **2015 SEASON:** Spent part of

the season on the Bears practice squad. **COLLEGE:** Appeared in 37 career games (35 starts) in four seasons at Portland State (2014-11)... Was named the FCS Rimington Award winner following his senior season... Started all 12 contests as a senior... As a junior, started 12-of-12 games, helping the offense set school records in single-season rushing yards (3,330), total offense (6,486) and rushing touchdowns (36)... Ranked third in the nation in rushing and total offense... Allowed only 10 sacks as a line while attempting 365 passes... Named third team All-Big Sky Conference. **PERSONAL:** Attended Curtis High School (University Place, WA)... Named Lineman of the Year in the South Puget Sound League South Division as a senior... Earned first team all-League and all-State as an offensive and defensive lineman and All-State honors.... 2010 Tacoma News Tribune All Area Lineman... Earned first team South Puget Sound League offensive and defensive Line as a junior.

**39** JACOBY GLENN**Ht:** 6-0**Wt:** 185**Age:** 22**College:** Central Florida**Bears Season:** 2 **NFL Season:** 2**Acquired:** Undrafted free agent in 2015**DEFENSIVE BACK**

PRO CAREER: Begins his second NFL campaign, appearing in 1 contest for the Chicago Bears (2015)... Entered the league with the Bears as an undrafted free agent out of Central Florida. **CAREER TRANSACTIONS:** Signed with the Chicago Bears as an undrafted free agent (5/3/15)... Waived by Chicago (9/5/15)... Signed to the Bears practice squad (9/8/15)... Signed to Chicago's active roster (11/17/15). **2015 SEASON:** Appeared in 1 game (Game 13) for the Bears on special teams... Elevated to active roster on Nov. 17 after spending the entire season on the Bears practice squad... Inactive in 6 contests (Games 10-12 & 14-16)... Made NFL debut in Game 13 on special teams. **COLLEGE:** Started all 25 career games played at UCF, only missing one contest in 2013 due to injury... Responsible for 100 tackles, 2 sacks, 4 TFLs, 3 forced fumbles, 26 pass breakups and 9 interceptions... As a sophomore, was selected to the Associated Press All-America Second Team, marking UCF's first AP All-American since 2007, and its first defensive All-American to be on a first, second or third team since 1991... Voted as the American Athletic Conference Co-Defensive Player of the Year and on to the all-AAC First Team... The first freshman or sophomore in UCF history to be named a league's offensive or defensive player of the year... Started all 13 games in 2014, totaling 48 tackles with 1 for a loss and had 1 forced fumble... Delivered 7 interceptions and 11 breakups... Selected to the FWAA Freshman All-America Team following his redshirt freshman season in 2013... Voted on to the All-American Athletic Conference First Team... Closed out his first full season with 52 tackles, 3 tackles for loss and 2 sacks... Forced 2 fumbles, 15 breakups and 2 interceptions... Started 12 games, missing 1 game due to injury... Redshirted as a true freshman. **PERSONAL:** Attended Vigor High School (Mobile, AL)... Rated the No. 34 overall prospect on Rivals.com Alabama Postseason Top 40 2012 list... Notched an interception for Team Alabama in the Alabama-Mississippi All-Star Classic... Also played basketball for Vigor.

**68** MARQUIS JACKSON**Ht:** 6-4**Wt:** 285**Age:** 26**College:** California**Bears Season:** 1**NFL Season:** 1**Acquired:** Waived free agent in 2013 (MIN)**DEFENSIVE LINE**

PRO CAREER: Joins the Bears after originally entering the league as an undrafted free agent with the Minnesota Vikings (2013)... Also spent two seasons (2014-15) with the Portland Thunder of the AFL... In two seasons with Portland, totaled 23.5 tackles, 7.5 sacks, 8.5 TFLs, 1 fumble recovery and 13 pass breakups in 18 games... Owns the Thunder single-season (7.5) and career sack records (7.5)... Has not appeared in a regular season game in the NFL. **CAREER TRANSACTIONS:** Signed with the Minnesota Vikings (4/30/13)... Waived by Minnesota (8/26/13)... Signed by the Chicago Bears (6/16/16). **PREVIOUS SEASONS: 2015 (AFL)** - In his second season with the Thunder, totaled 22 tackles, 7.5 sacks, 8.5 TFLs and 11 pass breakups in 17 games... 7.5 sacks were the most by a Thunder player in a single-season. **2014 (AFL)** - Played in 2 games for the Portland Thunder, recording 1.5 tackles, 2 pass breakups and 1 fumble recovery. **2013** - Joined the Minnesota Vikings as an undrafted free agent... Was waived prior to the start of the regular season. **COLLEGE:** Played football at College of the Canyons (2008), Texas State (2010-11) and Portland State (2012)... As a senior at Portland State, notched 36 tackles, 10.5 TFLs and 7.5 sacks... A two-time all-SWAC player at Texas southern... Credited with 36 TFLs and 14 sacks over two seasons... Registered 12 sacks as a freshman at College of the Canyons. **PERSONAL:** Attended Birmingham High School (Northridge, CA).



47

PAUL
LASIKE

Ht: 5-11

Wt: 258

Age: 26

College: BYU

Bears Season: 2 NFL Season: 1

Acquired: Waived free agent in 2015 (ARI) **FULLBACK**

PRO CAREER: Spent parts of his rookie year with the Arizona Cardinals (2015) and Chicago Bears (2105). **CAREER TRANSACTIONS:** Signed with the Arizona Cardinals as an undrafted free agent (5/5/15)... Waived by Arizona (9/5/15)... Signed to the Bears practice squad (9/8/15)... Waived by Chicago (9/8/15)... Signed to the Bears practice squad (9/21/15)... Signed with

the Chicago Bears (1/4/16). **2015 SEASON:** Spent a majority of the 2015 season on the Bears practice squad. **COLLEGE:** Rugby player who played football for the first time after enrolling at BYU... Played in 38 games over three seasons and rushed for 843 yards and 10 TDs on 171 carries (4.9 avg.)... Added 31 catches for 322 yards and 2 TDs while returning 15 kickoffs for 301 yards and tallying 7 special teams tackles... Played in all 13 games (10 starts) as a senior in 2014, running for 364 yards and a career-high 7 TDs on 79 carries... 7 rushing TDs ranked second on the team... Also had career-best numbers in receiving, catching 25 passes for 267 yards and 2 TDs... Started 8-of-13 games played as a junior, rushing for 350 yards and a TD on 59 attempts (5.9 avg.) and adding 5 receptions for 30 yards... Made his football debut in 2012, playing in 12 games and totaling 129 yards and 2 scores on 33 carries while recording 1 25-yard reception. **PERSONAL:** A native of Auckland, New Zealand, he attended Church College of New Zealand prior to BYU... Was an All-American rugby player at BYU and helped the Cougars win three straight national championships (2011-13).

PRO EXPERIENCE



32

SENRORISE
PERRY

Ht: 6-0

Wt: 207

Age: 24

College: Louisville

Bears Season: 3 NFL Season: 3

Acquired: Undrafted free agent in 2014 **RUNNING BACK**

PRO CAREER: Played in 16 games for Chicago during 2014 rookie season, mostly on special teams, tallying 4 kickoff returns for 88 yards, a team-high 17 STTs and 2 forced fumbles on special teams... Missed the entire 2015 season with a foot injury. **CAREER TRANSACTIONS:**

Entered NFL as an undrafted free agent with Chicago (5/19/14). **2015 SEASON:** Spent entire 2015 regular season on Injured Reserve due to a foot injury. **PREVIOUS SEASONS: 2014** – Appeared on special teams in all 16 games with 4 kickoff returns for 88 yards, a team-high 17 special teams tackles and 2 forced fumbles on special teams... Saw first offensive NFL action in Game 12 at Detroit with 1 reception for -1 yards. **COLLEGE:** Closed out his collegiate career at Louisville rushing for 1,409 yards on 289 carries (4.9 avg.)... Tallied 36 receptions for 359 yards... Scored 19 total touchdowns (18 rushing, 1 receiving)... Also spent time as a kick returner, recording 22 returns for 513 yards (23.3)... Set a career-high in rushing attempts as a senior with 141... Rushed for 677 yards and 6 touchdowns... Added another 178 yards on 18 receptions... Scored his first receiving touchdown of his career... Returned 7 kickoffs for 166 yards... As a junior, played in 10 games before being sidelined for the season with a knee injury... Finished second on the team with 705 yards rushing... Led the team with 11 touchdowns... Had a career-best four rushing touchdowns versus Pittsburgh, becoming program's first running back to rush for four touchdowns in a game since Michael Bush... Caught 18 passes out of the backfield for 181 yards... Appeared in all 13 games as a sophomore... Rushed 12 times for 27 yards and a touchdown... Returned 8 kickoffs for 210 yards... Blocked a punt at Kentucky... Appeared in 10 games on special teams as a true freshman. **PERSONAL:** Played for Jon Starr at Chattooga HS (Summerville, GA)... Two-star prospect by Scout.com... Scored 15 touchdowns as a senior... Rushed for 918 yards as a senior... Selected first-team All-State by the Associated Press as a return specialist... Won the state championship in the 100-meter run as a sophomore.

**48** PATRICK SCALES**Ht:** 6-4**Wt:** 244**Age:** 28**College:** Utah State**Bears Season:** 2 **NFL Season:** 2**Acquired:** Waived free agent in 2015 (BAL) **LONG SNAPPER**

PRO CAREER: Appeared in 7 contests as a long snapper for the Ravens (2014) and Bears (2015) during the regular season... Also appeared in 2 postseason contests as Ravens long snapper... Entered the NFL with the Ravens in 2011 as an undrafted free agent out of Utah State... Also spent time with the Miami Dolphins (2013), New York Jets (2013) and Tampa Bay Buccaneers (2014). **CAREER TRANSACTIONS:** Signed with the Baltimore Ravens as an undrafted free agent (7/28/11)... Waived by the Ravens (9/3/11)... Signed by Baltimore (4/30/12)... Waived by the Ravens (8/26/12)... Signed by the Miami Dolphins (4/8/13)... Waived by Miami (5/15/13)... Signed by the New York Jets (7/23/13)... Waived by the Jets (8/26/13)... Signed by the Tampa Bay Buccaneers (1/6/14)... Waived by the Buccaneers (4/9/14)... Signed by the Baltimore Ravens (12/18/14)... Re-signed with Baltimore (4/21/15)... Waived by the Ravens (8/31/15)... Signed by the Chicago Bears (11/28/15). **2015 SEASON:** Appeared in 5 contests (Games 12-16) as the Bears long snapper... Spent preseason with Baltimore. **PREVIOUS SEASONS: 2014** - Appeared in 2 contests for Baltimore handling the long snapping duties... Made NFL debut on December 21 at Houston... Was team's long snapper for both postseason contests... Spent part of the 2014 offseason with the Tampa Bay Buccaneers. **2013** - Signed by Miami during the 2013 offseason but was released prior to training camp... Signed with the New York Jets spending training camp with the team. **2012** - Spent a majority of the 2012 offseason and training camp with Baltimore but was released prior to the start of the regular season. **2011** - Entered the NFL with Baltimore as an undrafted free agent out of Utah State... Spent training camp with the team but was released prior to the start of the regular season. **COLLEGE:** Saw action in 40 games during his career at Utah State, serving as the team's long snapper his final three seasons... As a redshirt freshman in 2007, appeared in every game, collecting 2 STTs... Following the season, was awarded a full scholarship by the coaching staff... Redshirted as a true freshman in 2006 after walking on to the team... Earned all-WAC Academic honors as a junior in 2008. **PERSONAL:** Attended Weber (Pleasant View, UT) HS, where he garnered second-team All-Region honors playing TE, DE and long snapper as a senior... Also played basketball and baseball... Was an Academic all-State and all-Region honoree... Father, Herbert, played football at Georgia Tech.

**87** GREG SCRUGGS**Ht:** 6-3**Wt:** 277**Age:** 23**College:** Louisville**Bears Season:** 2 **NFL Season:** 4**Acquired:** Waived free agent in 2015 (SEA) **TIGHT END**

PRO CAREER: Appeared in 15 games over three seasons with the Seattle Seahawks (2012 & '14) and Chicago Bears (2015), collecting 11 tackles, 3 sacks, 1 pass breakup and 1 TFL... Appeared in 2 postseason contests during his time with the Seahawks... Spent 2013 season on the PUP list. **CAREER TRANSACTIONS:** Drafted in the 7th round (232nd overall) of the 2012 NFL Draft by the Seattle Seahawks... Signed with Seattle (5/7/12)... Waived by the Seahawks (10/11/14)... Signed by Seattle (10/14/14)... Re-signed with the Seahawks (3/6/15)... Waived by Seattle (8/31/15)... Signed with the Chicago Bears (12/30/15). **2015 SEASON:** Joined the Bears the final week of the regular season... Notched 3 tackles and 1 sack in the season finale. **PREVIOUS SEASONS: 2014** - Appeared in 3 games for the Seahawks, posting 2 tackles, including 1 TFL and 1 QB pressure. **2013** - Spent entire regular season on the PUP list in Seattle due to a knee injury. **2012** - Appeared in 11 games as a rookie for the Seahawks, producing 6 tackles, including 2 sacks, 6 QB pressures and 1 pass break-up... Made NFL debut in Game 2 versus Dallas on September 16... Recorded first career sack at San Francisco on October 18... Appeared in both postseason contests for Seattle. **COLLEGE:** Played in 42 career games at Louisville, starting 26 contests in four seasons (2008-11), registering 61 tackles - including 19 tackles for losses and 8 sacks - 2 forced fumbles, 3 fumble recoveries and 1 interception. **PERSONAL:** Attended St. Xavier High School in Cincinnati, Ohio, playing football for one season... Helped lead team to a perfect 15-0 record and a state cham-

pionship after starting all 15 games at DE... Recording 57 tackles, 9 sacks, 2 forced fumbles and 3 fumble recoveries... Earned second-team All-GCL honors, was selected Honorable Mention All-Cincinnati and was selected to play in the North-South All-Star Game... Played four seasons on the basketball team and performed for three seasons in the marching band as a drummer.



84

GANNON
SINCLAIR

Ht: 6-7

Wt: 258

Age: 23

College: Missouri State

Bears Season: 2

NFL Season: 1

Acquired: Acquired from waivers (ARI)

TIGHT END

PRO CAREER: Begins second professional season after spending the majority of 2015 on the Bears practice squad... Originally entered the NFL as an undrafted free agent with the Arizona Cardinals. **CAREER TRANSACTIONS:** Signed with the Arizona Cardinals as an undrafted free

agent (5/5/15)... Waived by the Cardinals (8/31/15)... Acquired from waivers by the Chicago Bears (9/1/15)... Waived by Chicago (9/5/15)... Signed to the Bears practice squad (9/8/15)... Signed with the Chicago (1/4/16). **2015 SEASON:** Spent the entire 2015 season on the Bears practice squad. **COLLEGE:** Played in 24 games (20 starts) in two seasons at Missouri State after transferring from North Dakota State College of Science... Recorded 29 receptions for 361 yards and 10 TDs... Started all 12 games as a senior and led the Bears with seven TD catches while finishing fourth on the team with 18 receptions for 258 yards... Earned All-Missouri Valley Football Conference honorable mention accolades after ranking third in the league in TD receptions... Played in all 12 games (8 starts) as a junior transfer in 2013, totaling 11 catches for 103 yards and 3 TDs... Began college career at North Dakota State College of Science from 2011-12... Second-team all-conference pick and first-team academic all-conference selection as a sophomore in 2012 when he recorded 16 receptions for 234 yards and 2 TDs. **PERSONAL:** Played his high school career at Eden Prairie (Minn.) High for Coach Mike Grant's Eagles... Team was 8-2 his senior season.

PRO EXPERIENCE



64

MARTIN
WALLACE

Ht: 6-6

Wt: 311

Age: 26

College: Temple

Bears Season: 2

NFL Season: 2

Acquired: Waived free agent in 2015 (TB)

OFFENSIVE LINE

PRO CAREER: In two professional seasons, appeared in 1 game for Cleveland during the 2013 season (December 29, 2013 at Pittsburgh)... Entered the NFL with the Browns in 2013 as an undrafted free agent out of Temple... Spent a majority of the 2014 season on the Carolina

Panthers practice squad and parts of the 2015 season on the Buccaneers and Bears practice squads. **CAREER TRANSACTIONS:** Signed with the Cleveland Browns as an undrafted free agent (4/30/13)... Waived by Cleveland (8/31/14)... Signed to the Carolina Panthers practice squad (10/21/14)... Signed with the Panthers (1/13/15)... Waived by Carolina (9/5/15)... Signed to the Tampa Bay Buccaneers practice squad (9/9/15)... Waived by Tampa (9/15/15)... Signed to the Bucs practice squad (9/22/15)... Waived by Tampa (10/6/15)... Signed to the Buccaneers practice squad (10/20/15)... Waived by Tampa Bay (10/27/15)... Signed to the Chicago Bears practice squad (11/10/15)... Signed with the Bears (1/4/16). **2015 SEASON:** Spent time on the Bears and Buccaneers practice squads. **PREVIOUS SEASONS: 2014** - Spent the last 9 weeks of the regular season and the postseason on Carolina's practice squad... Signed to Carolina's practice squad after spending preseason with Cleveland. **2013** - Appeared in 1 contest for the Browns, appearing as a reserve lineman on special teams... Made NFL debut on December 29 at Pittsburgh... Inactive for other 15 contests with Cleveland. **COLLEGE:** Played in 36 games with 26 starts (24 at RT and 2 at LT) at Temple after transferring from Northeastern... Second-team All-Big East Conference selection as a senior in 2012... Started 11 games for Northeastern in 2009 as a freshman, appearing at left and right tackle... Transferred after Northeastern discontinued its football program... Graduated from Temple with a degree in criminal justice. **PERSONAL:** Attended The Beacon School in New York City.



78 JASON WEAVER

Ht: 6-5

Wt: 309

Age: 27

College: Southern Miss

Bears Season: 3 NFL Season: 2

Acquired: Waived free agent in 2014 (NO) **OFFENSIVE LINE**

PRO CAREER: Spent time with the Tampa Bay Buccaneers (2013), Cincinnati Bengals (2013), Miami Dolphins (2013-14), New Orleans Saints (2014) and Chicago Bears (2014-15) without appearing in a game... Spent 2015 on Injured Reserve. **CAREER TRANSACTIONS:** Signed with

the Tampa Bay Buccaneers as an undrafted free agent (4/29/13)... Waived by the Buccaneers (7/31/13)... Acquired from waivers by the Cincinnati Bengals (8/1/13)... Waived by the Bengals (8/27/13)... Signed to the Miami Dolphins practice squad (9/2/13)... Signed to Miami's active roster (12/31/13)... Waived by the Dolphins (5/2/14)... Signed by the New Orleans Saints (5/27/14)... Waived by the Saints (8/30/14)... Signed to the Chicago Bears practice squad (11/3/14)... Signed a reserve/future contract with the Bears (12/29/14). **2015 SEASON:** Spent the entire season on Injured Reserve due to an arm injury. **PREVIOUS SEASONS:** **2014** - Spent a month on the Bears practice squad. **2013** - Spent training camp with the Tampa Bay Buccaneers before being waived prior to the start of the season... Spent the season on the Cincinnati Bengals practice squad. **COLLEGE:** Three-year letter winner at Southern Miss... Started 27-of-29 career games played... As a senior in 2012, started all 12 games, while being named honorable mention All-Conference USA... Started the final 12 games (played in 14), as a junior in 2011... Named second team All-Conference USA... As a sophomore in 2010, started 3 games before suffering a season ending knee injury... Transferred to Southern Miss from Arizona Western Community College, where he spent 2 seasons and was named NJCAA All-American in 2009. **PERSONAL:** Played football at Edna Karr HS (New Orleans, LA).



79 TERRY WILLIAMS

Ht: 6-0

Wt: 319

Age: 24

College: East Carolina

Bears Season: 2 NFL Season: 1

Acquired: Undrafted free agent in 2015 **DEFENSIVE LINE**

PRO CAREER: Spent parts of his 2015 rookie season on the Bears active roster and practice squad... Did not appear in any games... Entered the NFL as an undrafted free agent with the Bears out of East Carolina. **CAREER TRANSACTIONS:** Signed with the Bears as an undrafted

free agent (5/11/15)... Waived by Chicago (9/5/15)... Signed to the Bears practice squad (9/8/15)... Waived by Chicago (10/6/15)... Signed with the Bears (12/30/15). **2015 SEASON:** Spent the first month of the regular season on the Bears practice squad before being waived... Signed to the Bears active roster prior to the 2015 season finale. **COLLEGE:** Started 20-of-37 career contests at ECU, collecting 126 tackles, 3 sacks, 5 forced fumbles, 1 fumble recovery and 5 pass breakups... Started 8-of-10 games as a senior, notching 34 tackles, 7.5 TFLs and 1.5 sacks on the way to earning First-Team all-American Athletic Conference honors... Cited by SI.com's Andy Staples as the "Big Ugly-of-the- Week" for efforts against Virginia Tech... As a junior, experienced action in 5 games with 3 starts... Did not play in 8 contests because of a non-football-related situation... Was reinstated to the program prior to the regular season finale after a unanimous vote by teammates. **PERSONAL:** As a senior captain, led Grayson H.S.(Loganville, GA) to a 12-1 record... Totaled 87 stops, 4 sacks and 2 interceptions as a senior... Named to the Associated Press All-State First Team and the Gwinnett Daily Post All-County First Team... Also picked up Linebacker-of-the-Year award from the Gwinnett County Touchdown Club and was selected to play in the Rivalries of Gwinnett All-Star Game... As a junior, made 97 tackles with 6 sacks and an interception... Tallied 106 tackles and 1 sack as a sophomore... Spent time on offense in short-yardage situations as a junior, and scored 6 touchdowns.



BEARS

ROOKIES



94 LEONARD FLOYD

Ht: 6-4
Age: 23

Wt: 240
College: Georgia

Acquired: 1st round of the 2016 draft (9th overall)

LINEBACKER

COLLEGE CAREER: Started 32-of-38 career games for Georgia, posting 184 tackles, 17 sacks, 28.5 TFLs, 5 forced fumbles, 2 fumble recoveries and 4 pass breakups... Following his junior year, named second-team all-SEC and was *Sports Illustrated* honorable mention All-America... Won Charley Trippi Most Versatile Award and was a Butkus Award finalist.

JUNIOR: Appeared in 13 games, with 13 starts as a junior... Placed second on the team with 74 tackles and tied for the team lead in TFLs with 10.5... Also notched 3 pass breakups and 1 fumble recovery... Named second-team all-SEC by Phil Steele and the Coaches' and was *Sports Illustrated* honorable mention All-America... Won Charley Trippi Most Versatile Award and was a Butkus Award finalist... Named a team captain for four games (ULM, Vanderbilt, Alabama and Florida)... Recipient of the Milton "Red" Leathers Football Scholarship. **SOPHOMORE:** Named AP honorable mention all-SEC after playing in 12 games with 11 starts, notching 55 tackles, 8.5 TFLs and a team-high 6 sacks as a sophomore... Added 3 forced fumbles and 1 fumble recovery... Voted team's defensive MVP... Named a captain vs. Arkansas... Recipient of the Hugh Hendrix Memorial Award for defense at the conclusion of spring practice, given annually to the player who most strains his potential... Recipient of the Milton "Red" Leathers Football Scholarship. **FRESHMAN:** Started 8-of-13 contests as a freshman... Voted to the SEC all-Freshman Team... Named to Phil Steele's Freshman All-America first-team... Finished with 55 tackles, 9.5 TFLs and a team-high 6.5 sacks... Added 2 forced fumbles and 1 pass breakup... Recipient of the Milton "Red" Leathers Football Scholarship.

PERSONAL: Attended Hargrave Military Academy following High School... Named a Rivals.com four-star prospect... 247sports.com four-star prospect, #4 overall prep school prospect nationally, #4 ranked player in the state of Virginia... Helped lead Hargrave to a 7-3 record in 2012... Participated in football and track and field at Dodge County (Eastman, GA) High School... SuperPrep All-Dixie Team... Named a Scout.com four-star prospect, #18 DE nationally, #142 overall prospect nationally, #11 player in the state... Atlanta Journal-Constitution Class AA All-State Team... Georgia Sports Writers Association Class AA All-State first team... As a junior recorded 81 tackles, including 14 for a loss and 6 sacks, as well as 549 receiving yards and 3 touchdowns at tight end.

LEONARD FLOYD'S COLLEGE STATISTICS

Year	Team	GP	GS	Tackles					Interceptions					Fumbles			Misc.
				Tot	S	A	Sk	Yds	No	Yds	Lg	TD	PD	FF	FR	Yds	TFL
2013	Georgia	13	8	55	34	21	6.5	55	0	0	-	0	1	2	0	0	9.5
2014	Georgia	12	11	55	21	34	6.0	50	0	0	-	0	0	3	1	N/A	8.5
2015	Georgia	13	13	74	37	37	4.5	22	0	0	-	0	3	0	1	N/A	10.5
Totals		38	32	184	92	92	17.0	127	0	0	-	0	4	5	2	N/A	28.5



65

CODY
WHITEHAIR

Ht: 6-4
Age: 23

Wt: 310
College: Kansas State

Acquired: 2nd round of the 2016 draft (56th overall)

OFFENSIVE LINE

COLLEGE CAREER: Four-time all-Big 12 honoree (2012-15) who started 51-of-52 career games, including 41 straight to end his college career at Kansas State... Since 2012, helped the Wildcats compile a 34-18 record en route to a Big 12 Championship (2012) and four bowl berths (2012-15).

SENIOR: Started all 13 games at left tackle, earning first-team all-Big 12 honors, the first first-team honor of his career... Helped K-State rank second nationally in red zone offense (94.5-percent) and 18th in passing yards per completion (14.12)... Blocked for six rushing touchdowns against TCU, which was tied for the fourth most in school history... Named a team captain... Earned First Team Academic all-Big 12 honors. **JUNIOR:** Earned second-team All-Big 12 honors from both the league's coaches and the Associated Press after notching 13 starts in 13 contests... Member of the Outland Trophy and Lombardi Award watch lists... Helped Kansas State tally 30 rushing touchdowns (10th most in school history)... Part of an offense that ranked in the top 25 nationally in nine categories, including top-20 marks in team passing efficiency (11th), red zone offense (14th) and passing offense (16th). **SOPHOMORE:** Posted 13 starts in 13 games in 2013, earning Second Team all-Big 12 honors from the league's coaches and Phil Steele. **REDSHIRT FRESHMAN:** Made 12-of-13 starts... Named Honorable Mention All-Big 12 honors from the league's coaches and a Freshman All-American by Phil Steele and to the ESPN.com all-Big 12 team... Started the season opener at right tackle before starting nine-straight at left guard and finishing up the regular season at right tackle. **FRESHMAN:** Redshirted.

PERSONAL: Four-year letter winner at Abilene High School (Abilene, KA)... Named to the All-Kansas Top-11 Team by the Kansas Football Coaches Association (KFBCA) and Varsity Kansas... Also earned All-Kansas 4A honors from the KFBCA and Varsity Kansas... Named to PrepStar magazine's All-Midlands Region team... Had 140 pancake blocks and recorded 81 total tackles (41 solo, 40 assisted) with 15 sacks during his senior season... Helped lead the Cowboys to a combined 31-11 record in four seasons.

CODY WHITEHAIR'S COLLEGE STATISTICS

GAMES PLAYED-STARTED - 52-51: 2012 KSU (13-12); 2013 KSU (13-13); 2014 KSU (13-13); 2015 KSU (13-13).

WHITEHAIR



74 JONATHAN BULLARD

Ht: 6-3
Age: 22

Wt: 290
College: Florida

Acquired: 3rd round of the 2016 NFL draft (72nd overall)

DEFENSIVE LINE

BULLARD


COLLEGE CAREER: Started 36-of-50 career contests at Florida, posting 178 tackles, 12 sacks, 33.5 TFLs and 5 pass break-ups... Earned All-America and all-SEC honors following his senior season... His 17.5 TFLs in 2015 were the most by a Gator since former Bear Alex Brown Notched 18 in 1999.

SENIOR: Named a semifinalist for the Chuck Bednarik Award following his senior season in 2015... Named First-Team All-America by CBSSports.com and Pro Football Focus and second-team by *Sporting News*... Unanimous First Team all-SEC selection... Voted a captain by his teammates for the 2015 season... Started all 14 games... Led the team with 17.5 TFLs, the most by a Gator since Alex Brown had 18 in 1999... Totaled 66 tackles and tied for the team lead with 6.5 sacks... Added 2 pass breakups. **JUNIOR:** Started all 12 games on the defensive line in 2014... Totaled 52 tackles on the season, second most among defensive linemen and sixth overall on the team... Had 8.5 TFLs which ranked third on the Gators... Posted 2.5 sacks and 2 pass breakups. **SOPHOMORE:** Played in 11 games in 2013 and started 8 times at defensive end... Ranked second among Florida's defensive linemen with 33 tackles... Had 2.5 TFLs and 1.5 sacks. **FRESHMAN:** Appeared in all 13 games and started 2 as a true freshman... Named first-team SEC Coaches' all-Freshman... Finished the season with 27 tackles, 5 TFLs, 1.5 sacks and had 1 pass breakup.

PERSONAL: Rated the No. 6 overall prospect by Rivals.com and the No. 2 prospect in the state of North Carolina out of Crest High School (Shelby, N.C.)... Also ranked the No. 1 strongside defensive end recruit in the nation by Rivals.com and the No. 4 defensive end overall by ESPN and Scout.com... Ranked No. 37 on the ESPN 150... Named an Honorable Mention All-American by Sports Illustrated... Participated in the U.S. Army All-American Bowl... Selected to the AP All-State First Team as a senior... Recorded 82 tackles and 16 sacks during his senior season... Helped lead Crest to a 12-4 record his senior season and finished as the NCHSAA Class 3AA runner-up.

JONATHAN BULLARD'S COLLEGE STATISTICS

Year	Team	GP	GS	Tackles					Interceptions					Fumbles			Misc.
				Tot	S	A	Sk	Yds	No	Yds	Lg	TD	PD	FF	FR	Yds	TFL
2012	Florida	13	2	27	14	13	1.5	13.0	0	0	-	0	1	0	0	0	5.0
2013	Florida	11	8	33	19	14	1.5	9.0	0	0	-	0	0	0	0	0	2.5
2014	Florida	12	12	52	19	33	2.5	25.0	0	0	-	0	2	0	0	0	8.5
2015	Florida	14	14	66	39	27	6.5	48.0	0	0	-	0	2	0	0	0	17.5
Totals		50	36	178	91	87	12.0	95.0	0	0	-	0	5	0	0	0	33.5



44

NICK
KWIATKOSKI

Ht: 6-2
Age: 22

Wt: 242
College: West Virginia

Acquired: 4th round of the 2016 draft (113th overall)

LINEBACKER

COLLEGE CAREER: Appeared in 48 games with 37 starts in four seasons (2012-15) for West Virginia, notching 303 tackles, 28 TFLs, 6 interceptions, 2 sacks, 3 forced fumbles and 3 pass breakups... Earned first-team all-Big 12 following his senior season.

SENIOR: Saw action in 13 games with 13 starts, posting 86 tackles, 10 TFLs, 3 interceptions and 1 forced fumble... 86 tackles led WVU and placed 16th in the Big 12... Earned first-team all-Big 12 honors. **JUNIOR:** Started in all 13 games, leading the Mountaineers in tackles (103) and TFLs (11.5)... Added 4 pass breakups... 71 solo tackles ranked fifth in the Big 12 while 103 tackles ranked ninth... 11.5 TFLs ranked tied for 12th in the Big 12. **SOPHOMORE:** Named to Phil Steele's all-Big 12 second-team... Started 10-of-10 contests... Moved to Will linebacker in spring... 86 tackles ranked fifth in the Big 12 and first on WVU... Placed second on the team with 3 interceptions... Added 6.5 TFLs, 2 sacks and 2 forced fumbles. **REDSHIRT FRESHMAN:** Started 1/12 games for the Mountaineers, finishing with 28 tackles and 3 pass breakups. **FRESHMAN:** Redshirted.

PERSONAL: Played wide receiver and safety at Bethel Park H.S. (Bethel Park, PA)... Missed first two months of his senior season with a back injury... Led Bethel Park to the second round of the WPIAL playoffs and a top-10 ranking in the state as a senior... Selected to play in the Chesapeake Bowl.

NICK KWIATKOSKI'S COLLEGE STATISTICS

Year	Team	GP	GS	Tackles					Interceptions					Fumbles			Misc.
				Tot	S	A	Sk	Yds	No	Yds	Lg	TD	PD	FF	FR	Yds	TFL
2012	WVU	12	1	28	17	11	0.0	0.0	0	0	-	0	3	0	0	0	0
2013	WVU	10	10	86	54	32	2.0	14.0	3	13	8	0	3	2	0	0	6.5
2014	WVU	13	13	103	71	32	0.0	0.0	0	0	-	0	0	0	0	0	11.5
2015	WVU	13	13	86	63	23	0.0	0.0	3	0	0	0	3	1	0	0	10.0
Totals		48	27	303	205	98	2.0	14.0	6	13	8	0	9	3	0	0	28

MOST DRAFTEES BY SCHOOL

Year	Rd	Last Player Selected	Pos	College	Number of Players Selected
2001	3	Gandy, Mike	G	Notre Dame	41
2009	5	Freeman, Marcus	LB	Ohio State	30
2009	4	Melton, Henry	DE	Texas	27
2009	3	Iglesias, Juaquin	WR	Oklahoma	26
2007	3	Okwo, Michael	LB	Stanford	24
2016	4	Bush, Deon	DB	Miami (FL)	21
2010	4	Wootton, Corey	DE	Northwestern	21
2008	7	Monk, Marcus	WR	Arkansas	20
2016	3	Bullard, Jonathan	DL	Florida	20
1986	3	Williams, David	WR	Illinois	19
2001	2	Thomas, Anthony	RB	Michigan	19

KWIATKOSKI



26

DEON
BUSH

Ht: 6-0

Age: 22

Wt: 200

College: Miami (Fla.)

Acquired: 4th round of the 2016 draft (124th overall)

DEFENSIVE BACK

COLLEGE CAREER: Three-time all-ACC honoree (2013-15) who started 32-of-45 career games in four seasons (2012-15) with Miami... Totaled 168 tackles, 10 TFLs, 5 sacks, 9 forced fumbles, 3 fumble recoveries, 13 pass breakups and 4 interceptions.

SENIOR: Started 12-of-13 games in 2015... Missed a start due to second-half targeting call that forced him to miss first half vs. Cincinnati... Ranked fifth on team with 50 tackles and second on team with 6 pass breakups... Added 3 TFLs, 1 sack, 2 fumble recoveries and 1 interception... Named third-team all-ACC (Coaches) and II-ACC Honorable Mention (ACSMA). **JUNIOR:** Started all 11 games in 2014, notching career-highs in tackles (53) and forced fumbles (5)... Added 4 TFLs, 2 sacks, 1 fumble recovery, 3 pass breakups and 2 interceptions... Earned All-ACC Honorable Mention honors (ACSMA). **SOPHOMORE:** Played in 11 games, making 3 starts in 2013... Missed first two games due to injury... Named Honorable mention all-ACC by ACSMA... Collected 31 tackles, 2 TFLs, 2 sacks and 1 forced fumble, pass breakup and interception. **FRESHMAN:** Started 6-of-10 contests as a true freshman in 2012... Credited with 34 tackles, 1 TFL, 3 forced fumbles and 3 pass breakups... Finished tied for second in ACC with 3 forced fumbles... Named second-team Freshman All-America by CollegeFootballNews.com.

PERSONAL: Four-star recruit according to Rivals.com... No. 5 safety prospect, No. 68 overall prospect and No. 12 prospect in the state of Florida by Rivals.com... Ranked 65th on ESPN 150 as fourth-best safety prospect and 14th-best prospect from Florida... As a senior out of Columbus H.S. (Miami, FL) made 40 stops and had 7 interceptions... As a junior, returned 1 punt for touchdown and compiled 50 tackles and 3 interceptions.

DEON BUSH'S COLLEGE STATISTICS

Year	Team	GP	GS	Tackles					Interceptions					Fumbles			Misc.
				Tot	S	A	Sk	Yds	No	Yds	Lg	TD	PD	FF	FR	Yds	TFL
2012	Miami	10	6	34	28	6	0.0	0.0	0	0	-	0	3	3	0	0	1.0
2013	Miami	11	3	31	23	8	2.0	18.0	1	0	0	0	1	1	0	0	2.0
2014	Miami	11	11	52	39	14	2.0	18.0	2	0	0	0	3	5	1	N/A	4.0
2015	Miami	13	12	50	33	17	1.0	8.0	1	0	0	0	6	0	2	N/A	3.0
Totals		45	32	168	123	45	5.0	44.0	4	0	0	0	13	9	3	N/A	10.0



32

DEIONDRE'
HALL

Ht: 6-2
Age: 21

Wt: 201
College: Northern Iowa

Acquired: 4th round of the 2016 draft (127th overall)

DEFENSIVE BACK

COLLEGE CAREER: Played in 51 games over four seasons (2012-15) for UNI, posting 13 interceptions, including 4 interception return touchdowns, 242 tackles, 16 TFLs, 3 forced fumbles, 3 sacks and 15 pass breakups... Added 15 kickoff returns for 313 yards (20.9 avg) and 5 punt returns for 39 yards (7.8 avg) on special teams... Also posted 2 receptions for 45 yards (22.5 avg) on offense.

SENIOR: Appeared and started in 14 games in 2015, notching a career-high 6 interceptions, 2 return touchdowns, 3 forced fumbles, 82 tackles, 5.5 TFLs and 4 pass breakups... Posted 4 kickoff returns for 90 yards (22.5 avg) and 3 kickoff returns for 7 yards on special teams and 1 catch for 25 yards on offense. **JUNIOR:** Played in 14 with 14 starts, finishing the season leading UNI cornerbacks in tackles with 74, and 3.5 TFLs ... Posted 6 PBUs which ranked in the top 10 in the MVFC... Ranked first in the conference in interceptions with 5, including 1 returned for a touchdown... On special teams, Added 1 punt return for 19 yards and 1 kickoff return for 21 yards. **SOPHOMORE:** Started all 12 games for the Panthers at linebacker and cornerback, finishing with 57 tackles, 3 sacks and 2 interceptions, 1 of which he returned for a score... Also tallied 6.5 TFLs and 3 sacks... On special teams, recorded 202 yards on 10 kickoff returns (20.2 avg) and 13 yards on 1 punt return... Caught 1 pass for 20 yards on offense. **FRESHMAN:** Played in 11 games and started 6 as a true freshman... Finished the season with 29 tackles and 0.5 TFL... Also notched a blocked kick and 1 forced fumble.

PERSONAL: Attended Blue Springs H.S. (Blue Springs, MO)... Honors include first team all-state and first team all-metro... Also named to the all-Simone team, which is given to the top players in the Kansas City area...Led Blue Springs to a 7-3 record as a senior and was a two-way starter at wide receiver and free safety... Finished the season with 52 tackles, 8 pass breakups and 4 interceptions on defense and caught 35 passes for 710 yards and 9 touchdowns on offense... Finalist for the Otis Taylor Award, given to the best receiver or tight end in the Kansas City area.

DEIONDRE' HALL'S COLLEGE STATISTICS

Year	Team	GP	GS	Tackles					Interceptions					Fumbles			Misc.
				Tot	S	A	Sk	Yds	No	Yds	Lg	TD	PD	FF	FR	Yds	TFL
2012	Northern Iowa	11	6	29	16	13	0.0	0.0	0	0	-	0	0	1	0	0	0.5
2013	Northern Iowa	12	12	57	38	19	3.0	16.0	2	68	29	1	5	0	0	0	6.5
2014	Northern Iowa	14	14	74	49	25	0.0	0.0	5	75	32	1	6	0	0	0	3.5
2015	Northern Iowa	14	14	82	58	24	0.0	0.0	6	100	32	2	4	3	0	0	5.5
Totals		51	46	242	161	81	3.0	16.0	13	243	32	4	15	4	0	0	16.0



24 JORDAN HOWARD

Ht: 6-0
Age: 21

Wt: 222
College: Indiana

Acquired: 5th round of the 2016 draft (150th overall)

RUNNING BACK

HOWARD


COLLEGE CAREER: Appeared in 32 career games over three seasons with UAB (2013-14) and Indiana (2015), compiling 3,681 rushing yards on 647 attempts (5.7avg) and 24 rushing touchdowns, with 24 receptions for 261 yards (10.9) and 3 receiving touchdowns... Also attempted 1 pass... Earned first team all-Big Ten (2015), first team all-CUSA (2014), and CUSA all-Freshman team (2013) honors and was named Indiana's Corby Davis Memorial Award winner (2015)... Set UAB's single-season rushing yards record in the football program's final season (2014) with 1,587... Finished his career with 17 career 100-yard games, including in 10 of his last 13... Became the only FBS player in the last 20 seasons with 140-plus rushing yards in each of his first four games with a program.

JUNIOR: In his first season at Indiana, started 9-of-9 games ranking second in the Big Ten with 134.8 rushing yards per game (ninth nationally) and 14th in all-purpose yards per game with 146.6... Finished the season with 1,213 rushing yards (third in the Big Ten) on 196 carries (fourth in the Big Ten), a 6.2 average (third in the Big Ten), with 9 rushing touchdowns (tied for seventh in the Big Ten), 10 total TDs (tied for seventh in the Big Ten) and 11 receptions for 106 yards with 1 score... Was a candidate for the Doak Walker and Maxwell Awards, and became the 11th Hoosier to reach 1,000 yards in a single year and is 12th on the program's all-time single-season list... Finished his career with 17 career 100-yard games, including in 10 of his last 13, and 12 150-yarders... Following the season, named First team All-Big Ten (coaches and media) and earned the team's Corby Davis Memorial Award (Outstanding Back). **SOPHOMORE:** Rushed for a UAB single-season record 1,587 yards on 306 carries (5.2 average) with 13 touchdowns... Caught 9 passes for 72 yards with 1 touchdown... Started 11 times and played in all 12 games... ranked seventh nationally with 132.3 rushing yards per game... Collected eight 100-yard games, including four straight to end the year, and five 150-yarders. **FRESHMAN:** Played in 11 contests and started five at UAB... Rushed for 881 yards on 145 carries (6.1 average) with 2 touchdowns and caught 4 passes for 83 yards and 1 score... Set the UAB freshman single-season record and tied for second among freshmen nationally with 881 rushing yards.

PERSONAL: Played running back at Gardendale H.S. (Gardendale, AL)... Rushed for 1,388 yards and 21 touchdowns in 10 games as a senior... Named the Birmingham News North/East Player of the Year... 2011 honorable mention all-state selection collected 2,876 yards on 380 attempts in his two varsity seasons.

JORDAN HOWARD'S COLLEGE STATISTICS

REGULAR SEASON												
Year	Team	GP-GS	Rush	Yds	Avg	Lg	TD	Rec	Yds	Avg	Lg	TD
2013	UAB	11-5	145	881	6.1	52	2	4	83	20.8	40	1
2014	UAB	12-11	306	1,587	5.2	55	13	9	72	8.0	22	1
2015	Indiana	9-9	196	1,213	6.2	37	9	11	106	9.6	24	1
Totals		32-25	647	3,681	5.7	55	24	24	261	10.9	40	3



36

DeANDRE
HOUSTON-CARSON

Ht: 6-1
Age: 23

Wt: 203
College: William & Mary

Acquired: 6th round of the 2016 draft (185th overall)

DEFENSIVE BACK

COLLEGE CAREER: Started every game he appeared in (45) over four seasons at William & Mary (2012-15)... Finished his career with 293 tackles, 11.5 TFLs, 34 pass breakups, 1 forced fumble, 2 fumble recoveries and 2 sacks... Also tallied 10 interceptions with 1 returned for a touchdown... On special teams, notched 9 blocked kicks and 4 punt returns for 11 yards... Following his senior season, became the third player in the program's history to earn consensus first-team All-America honors and was named Colonial Athletic Association co-Defensive Player of the Year.

SENIOR: Transitioned from corner to safety prior to the start of the 2015 season... Started all 13 contests, notching a team-high 109 tackles, 4 interceptions (tied for 2nd in the CAA), 4.5 TFLs, 7 pass breakups, 1 forced fumbles and 1 sack... On special teams posted 2 blocked kicks and 3 punt returns for 9 yards... Became the third player in school history to earn consensus first-team All-America honors (AP, AFCA, STATS, WCFF and College Sporting News)... Named Colonial Athletic Association co-Defensive Player of the Year and VaSID State Defensive Player of the Year... First-team all-conference selection... Eastern College Athletic Conference All-Star.... Team captain... Posted a school-record 94-yard interception return touchdown in at Villanova. **JUNIOR:** Selected to the all-CAA Second Team following his junior season in which he started the first 9 contests of the season before suffering a season ending injury... At the time of his injury, ranked 2nd nationally with 4 blocked kicks and tied for 2nd in the CAA in interceptions with 3...Also recorded 67 tackles, 2.5 TFLs, 2 fumble recoveries 7 pass breakups and 1 punt return for 2 yards. **SOPHOMORE:** Earned third-team All-CAA honors after starting all 12 games and finishing the season with 62 tackles, 4.5TFLs, 1 sack, 2 interceptions, 13 pass breakups and 2 blocked kicks. **REDSHIRT FRESHMAN:** Started all 11 games, collecting 55 tackles, 1 interception, 6 pass breakups and 1 blocked kick... Recorded his first career interception in the season opener at Maryland. **RESHMAN:** Redshirted.

PERSONAL: Three-time letter winner as a running back, wide receiver and defensive back at Massaponax High School (Spotsylvania, VA)... As a senior in 2010, was selected to the all-Commonwealth District First Team as a defensive back and a running back and named all-Northwest Region as a defensive back... Garnered all-area accolades from the Free Lance-Star as a senior... Named his school's Offensive Player of the Year... Rushed for more than 1,000 yards with 17 total touchdowns (11 rushing, 6 receiving) during senior season... Earned three letters in basketball as a guard and one letter in track.

DeANDRE HOUSTON-CARSON'S COLLEGE STATISTICS

Year	Team	GP	GS	Tackles					Interceptions					Fumbles			Misc.	
				Tot	S	A	Sk	Yds	No	Yds	Lg	TD	PD	FF	FR	Yds	TFL	BLK
2012	W&M	11	11	55	36	19	0.0	0.0	1	0	0	0	7	0	0	0	0.0	1
2013	W&M	12	12	62	35	27	1.0	2.0	2	14	14	0	13	0	0	0	4.5	2
2014	W&M	9	9	67	38	29	0.0	0.0	3	12	12	0	7	0	2	N/A	2.5	4
2015	W&M	13	13	109	65	44	1.0	1.0	4	124	94t	1	7	1	0	0	4.5	2
Totals		45	45	293	174	119	2.0	3.0	10	150	94t	1	34	1	2	N/A	11.5	9

HOUSTON-CARSON



83 DANIEL BRAVERMAN

Ht: 5-10
Age: 22

Wt: 185
College: Western Michigan

Acquired: 7th round of the 2016 draft (230th overall)

WIDE RECEIVER

COLLEGE CAREER: Started 27-of-37 games over three seasons at Western Michigan (2012, '14-15), hauling in 213 passes for 2,509 yards (11.8 avg) and 19 touchdowns... Added 76 yards on 12 rush attempts (6.3 avg)... On special teams, posted 24 punt returns for 109 yards (4.5 avg) and 15 kickoff returns for 312 yards (20.8 avg).

JUNIOR: Started all 13 contests, tallying 109 receptions for 1,377 yards (12.6 avg) and 13 touchdowns and 2 rush attempts for 13 yards (6.5 avg) on offense... On special teams returned 10 punts for 88 yards (8.8 avg) and 2 punt returns for 40 yards (20.0 avg)... Ranked 8th nationally in receiving yards (1,377) and receiving touchdowns (13). **REDSHIRT SOPHOMORE:** Appeared and started in all 13 games, notching 86 receptions for 997 (11.6 avg) and 6 touchdowns en route to being named third team all-MAC... Added a career-high 6 rush attempts for 58 yards and 1 touchdown... Returned a career-high 14 punts for 21 yards and 2 kickoffs for 54 yards (27.0 avg) on special teams. **SOPHOMORE:** Redshirted due to injury. **FRESHMAN:** Played in 11 games with 1 start as a true freshman, totaling 18 receptions for 135 yards (7.5 avg) and 4 rush attempts for 5 yards and 1 touchdown... As a specialist, returned 11 kickoffs for 218 yards (19.8 avg) and 1 touchdown.

PERSONAL: Played football at University H.S. (Fort Lauderdale, FL).

DANIEL BRAVERMAN'S COLLEGE STATISTICS

REGULAR SEASON												
Year	Team	GP-GS	Rec	Yds	Avg	Lg	TD	Rush	Yds	Avg	Lg	TD
2012	WMU	11-1	18	135	7.5	38	0	4	5	1.3	9	1
2014	WMU	13-13	86	997	11.6	63	6	6	58	9.7	65t	1
2015	WMU	13-13	109	1,377	12.6	68t	13	2	13	6.5	8	0
Totals		37-27	213	2,509	11.8	68t	19	12	76	6.3	65t	2



67 ADRIAN BELLARD


Ht: 6-5
Age: 21

Wt: 308
College: Texas State

Acquired: Undrafted free agent in 2016 **OFFENSIVE LINE**

Appeared in 47 games, starting his last 36 contests in four seasons with Texas State (2012-15)... Two-time all-Sun Belt Conference (2014-15) selection and Texas State Offensive Lineman of the Year (2013-14)... As a senior, started all 12 games en route to being named all-Sun Belt Conference third team (Phil Steele) and all-SBC honorable mention selection (coaches and media)... Notched 56.5 knockdown blocks and didn't surrender a sack... Named all-Sun Belt Conference second team (coaches and media, and Phil Steele) following a junior season in which he started all 12 contests... Named Texas State's Offensive Lineman of the Year... Ranked second among team leaders with 57 knockdowns... During his sophomore campaign, started all 12 games and was named Texas State's Offensive Lineman of the Year... Registered 16 knockdown blocks... Appeared in 11 games as a true freshman... Rated as a four-star offensive lineman and one of the nation's Top 33 high school tackles by ESPN... Named to the Class 4A all-State first team by the Texas State Sportswriters Association as an offensive guard following his senior season... Helped lead Brenham H.S. (Brenham, TX) to an 11-1 record and a District 17-4A Championship in 2011... Two-time All-District 17-4A selection... Selected to play in the Texas High School Coaches Association's All-Star game and for the USA Under-19 Team in the International Bowl in Austin.

UNDRAFTED ROOKIE



43 BEN BRAUNECKER

Ht: 6-4
Age: 22

Wt: 255
College: Harvard

Acquired: Undrafted free agent in 2016 **TIGHT END**

Registered 68 receptions for 1,168 (17.2 avg) and 10 touchdowns in 25 games over four seasons at Harvard (2012-15)... Following his senior season, was selected first team All-America (AP, Walter Camp and STATS)... Chosen as the 2015 CFPA Tight End Award recipient... Named all-Ivy League first team... Invited to NFLPA Collegiate Bowl... Led Harvard with 48 receptions for 850 yards (17.7 avg) and 8 touchdowns... His 850 receiving yards ranked 6th in single-season school history and 8 touchdowns were tied for 2nd... Was fourth in the Ivy League with 85.0 receiving yards per game... Finished his junior season with 11 catches for 227 yards (20.6 avg) and 1 touchdown... As a sophomore, notched 9 catches for 91 yards (10.1 avg) and 1 touchdown... Did not appear in any games as a true freshman... Three-year starter at Forest Park H.S. (Ferdinand, IN)... Honorable mention all-state as a senior while also earning all-conference, all-Southwestern Indiana, team MVP, and all-Southwestern Indiana MVP honors... Recorded 51 career receptions for 1,254 yards (24.1 avg) and 16 touchdowns... Added 29 kickoff returns for 1,005 yards (34.6 avg) ... Defensively, registered 101 tackles and 7 interceptions... Named honorable mention all-state as a junior.

**33 TAVEZE CALHOUN****Ht:** 6-1
Age: 23**Wt:** 188
College: Mississippi State**Acquired:** Undrafted free agent in 2016 **DEFENSIVE BACK**

Played in 50 games with 36 starts over four seasons at Mississippi State (2012-16), recording 161 tackles, 12 TFLs, 6 interceptions, 23 pass breakups, 3 forced fumbles and 1 fumble recovery... Earned SEC Academic Honor Roll honors every year of his career... Played the 2015 season as a college graduate after earning his degree in May 2015... Started 11-of-12 games as a senior, missing the season-opener due to injury... Finished the year with 39 tackles, 6.5 TFLs, 2 interceptions and a team-high 10 pass breakups as a senior... Was the SEC's only National Football Foundation National-Scholar Athlete in 2015... Became the fourth player in MSU history to be named a finalist for the Campbell Trophy, given to the college player with the best combination of academic success, football performance and community leadership... Started all 13 games, a career-high, as a junior... Ranked 4th on the team in tackles with 53, tied for the team lead and ranked 8th in the SEC in pass breakups with 9... Added 1 interception and 1 forced fumble... As a sophomore, started all 12-of-12 games... Collected 2 interceptions, ranking 2nd in the SEC in interception return yards with 101... Credited with 45 tackles, 1.5 TFLs and 4 pass breakups... Saw action in all 13 games, notching 24 tackles, 0.5 TFLs and 1 forced fumble as a redshirt freshman... Redshirted as a true freshman... Played football at Morton H.S. (Morton, MS)... Named First-Team All-State by the Clarion-Ledger across all divisions and a consensus all-state prospect in the 3A division following his senior season... Credited with 90 tackles, 6 interceptions, 1 blocked punt and 2 forced fumbles as a senior... Rushed 31 times for 205 yards and scored 2 touchdowns on offense.

**85 KIEREN DUNCAN****Ht:** 5-11
Age: 22**Wt:** 175
College: Colorado State Pueblo**Acquired:** Undrafted free agent in 2016 **WIDE RECEIVER**

Appeared in 46 career games, producing 112 receptions for 1,914 yards and 14 touchdowns with 25 rush attempts for 284 yards and 2 touchdowns on offense... On special teams recorded 36 punt returns for 375 yards (10.4 avg) and 39 kickoff returns for 1,080 yards (27.7 ag) and 1 touchdown... As a senior, named Don Hansen All-America third-team Don Hansen all-Region first-team, all-RMAC first-team Offense, all-RMAC first-team Kick Returner and all-RMAC honorable mention Punt Returner... Appeared in 14 games, returning 17 kickoffs for 512 yards (30.1 avg) and 1 touchdown... Added 28 punt returns for 292 yards (10.4 avg)... 30.1 kickoff return avg ranked 6th in the nation... Finished 18th in NCAA Division II in combined kick returns (804 yards)... Registered 36 catches for 622 yards (17.3 avg) and 6 touchdowns, leading the team in both receptions and receiving yards... Added 10 rush attempts for 101 yards (10.1 avg)... Earned Don Hansen All-America honorable mention, Don Hansen all-Super Region Four first-team Offense, all-RMAC first-team Offense, and Academic all-RMAC first-team honors as a junior... Appeared in 11 games and led the team in both receptions (45) and receiving yards (712)... Scored 3 receiving touchdowns and 1 rushing touchdown... Played in 8 games during his sophomore campaign, totaling 463 receiving yards on 19 receptions (24.4 avg) and 4 touchdowns... Added 156 rushing yards on 10 attempts (15.6 avg) and 1 touchdown... As a true freshman, appeared in 13 games, producing 12 receptions for 117 yards (9.8 avg) and 1 touchdown, with 1 rush attempt for 5 yards... On special teams, totaled 7 punt returns for 76 yards (10.9 avg) and 17 kickoff returns for 425 yards (25.0 avg)... Two-time offensive MVP selection at Millennium H.S. (Litchfield Park, AZ)... Two-time first-team all-Region selection and first-team all-West Valley selection... Tallied 122 rushing yards, 683 receiving yards and 12 touchdowns... Also participated in baseball and was the sports editor for the school and online newspaper... Holds the high school 40 yard dash record at 4.32 seconds.



45 JARRETT GRACE

Ht: 6-2
Age: 23


Wt: 243
College: Notre Dame

Acquired: Undrafted free agent in 2016

LINEBACKER

Appeared in 32 career games in four seasons at Notre Dame (2011-13 and '15)... Tallied 78 tackles, 2.5 TFLs and 1 pass breakup... As a redshirt senior, credited with 26 tackles and 1.5 TFLs in 13 games... Redshirted as a senior... As a junior, saw action in the first 6 games before missing the rest of the season with a broken leg... Tallied 40 tackles, 1 TFL and 1 pass breakup... Appeared in a career-high 13 games as a sophomore... Posted 12 tackles... Did not appear in any games as a freshman... Named first-team AP Division I Ohio all-state linebacker as a senior at Colerain H.S. (Cincinnati, OH)... Also named Greater Miami Conference defensive player of the year as a senior... Received various awards as a senior, including the Colerain Multi-Sport Award and the Colerain LaRosa MVP Male Athlete of the Year.... Posted 92 tackles, 17 TFLs, 4 sacks and 4 pass breakups... Tallied 95 tackles, 17 TFLs, forced 5 fumbles, 4 sacks and 2 interceptions as a junior... Three-year letter winner in football, four-year letter winner in both basketball and track and field, and earned one letter in tennis.

UNDRAFTED ROOKIE



18 DEREK KEATEN


Ht: 5-10
Age: 22

Wt: 180
College: Georgia Southern

Acquired: Undrafted free agent in 2016

WIDE RECEIVER

Appeared in 25 games in two seasons at Georgia Southern (2014-15)... Posted 11 receptions for 91 yards (8.3 avg) and 1 touchdown on offense... Added 20 punt returns for 281 yards (14.1 avg) and 52 kickoff returns for 1,379 yards... Played one season of football at Coffeyville Community College (2013) and Arkansas State (2012)... As a senior at Georgia Southern, started a career high 13-of-13 contests, tallying 6 receptions for 49 yards (8.2 avg) and 1 touchdown... Added 18 punt returns for 276 yards (15.3 avg) and 36 kickoff returns for 934 yards (25.9 avg)... In his first season at Georgia Southern as a junior, saw action in 12 games, recording 16 kickoff returns for 445 yards (27.8 avg) and 2 punt returns for 5 yards... Resisted 42 receiving yards on 5 receptions (8.4 avg)... Attended Coffeyville Community College as a sophomore where he was named to the All-Kansas Jayhawk Community College Conference team... Appeared in 8 games as a freshman at Arkansas State... Played both running back and wide receiver at Camden Fairview H.S. (Camden, AK)... Landers Award scholarship winner given to the football player in Arkansas that most embodies the spirit of courage and dedication to become the best of the best... Also earned letters in basketball and track... Placed fifth in the state in the 100m dash and seventh in the 200m event... Ran a leg on the 4X100m Camden Fairview Relay team that took second at the Arkansas state meet... Also competed in the long jump, qualifying for state championships as a senior.



69 JOHN KLING

Ht: 6-8
Age: 22

Wt: 320
College: Buffalo

Acquired: Undrafted free agent in 2016 **OFFENSIVE LINE**

Played in 34 career games in four seasons at Buffalo (2012-15)... Played in a career-high 12 contests as a senior, helping Buffalo achieve the conference's 4th ranked passing offense (261.4 ypg) and was part of an offensive line that gave up the second fewest sacks in the MAC (7)... Appeared in 11 games as a junior... Helped his quarterback set Buffalo's single-season touchdown passes record with 29... As a sophomore, appeared in 10 contests... Helped pave the way for the 5th ranked rush offense and 4th ranked pass offense in the MAC... Played in 1 game as a redshirt freshman... Redshirted as a true freshman... Three-time all-conference selection in football at Depew H.S. (Depew, N.Y.)... Also earned letters in track and field and wrestling... Won the state title in the shot put.




4 BEN LeCOMPTÉ

Ht: 5-10
Age: 23

Wt: 202
College: North Dakota State

Acquired: Undrafted free agent in 2016 **PUNTER**

Four-year punter (2012-15) for an NDSU program that won an NCAA national championship and MVFC title each year of his college career... Two-time FCS All-American and three-time All-Missouri Valley Football Conference player who finished his college career as the school and conference career leader and ranked 4th in FCS history in punting average (44.6)... Also finished 1st in school annals in punting yards (10,158) and attempts (228)... Had 14 punts of 60-plus yards including four 70-plus with a career long of 75 yards... Also handled NDSU's kickoff duties for three seasons and was the holder on PATs and field goals... As a senior, was named first-team All-America (STATS and the FCS Athletic Directors Association) and second-team All-America (AP)... Earned *College Sporting News* "Fab 50" All-American and Special Teams Player of the Year and first-team all-Missouri Valley Football Conference honors... 45.9 punting average ranked 2nd in the FCS, 2nd in MVFC single-season history and 3rd in the NDSU single-season history... Landed 29-of-62 punts inside the 20... Helped NDSU rank 4th in the FCS with a 39.3 net punting average... 42-of-96 kickoffs went for touchbacks... Named second-team All-America (Sports Network) and first-team all-Missouri Valley Football Conference as a junior... Ranked 2nd in the FCS with a 45.3 punt average, good for 4th in single-season NDSU and MVFC history... Punted 59 times with 23 punts inside the 20... Helped NDSU lead the conference and rank 9th nationally in net punting average (38.4)... Earned all-Missouri Valley Football Conference second-team honors as a sophomore... Ranked 2nd in the MVFC in punting average with 43.7 yards per punt (4th best in school history)... 25-of-52 punts were downed inside the opponent's 20... Helped NDSU rank 5th in the nation in net punting average (39.4)... Named to the Missouri Valley Football Conference all-Newcomer Team as a redshirt freshman... Punted 55 times for a 43.2 yard average... Placed 18 punts inside the opponent's 20... Redshirted as a true freshman... Attended Barrington H.S. (Barrington, IL)... As a senior, named Daily Herald All-Area... First-team all-Mid-Suburban West... Handled the punting and kicking duties, along with playing cornerback and wide receiver... Finished 5-for-7 on field goals and averaged 36 yards per punt... Set single-game school records for punt average (51.0) and kickoff average (56.9) and interceptions (3)... Was also a pitcher and center fielder for the school's baseball team and participated in basketball.



15 DARRIN PETERSON

Ht: 6-2
Age: 21

Wt: 214
College: Liberty

Acquired: Undrafted free agent in 2016 **WIDE RECEIVER**

Appeared in 42 games in four seasons (2012-15) at Liberty... Tallied 214 receptions for 3,154 yards (14.7 avg) and 27 touchdowns... Added 15 rush attempts for 77 yards... As a senior, appeared in 10 games, notching 68 receptions for 906 yards (13.3 avg) and 7 touchdowns...

Tied a career-high with 6 rush attempts for 10 yards... Played in a career-high 14 games as a junior... Posted 1,379 receiving yards and 12 touchdowns on 85 catches (16.2 avg)... 1,379 receiving yards ranked 4th in the nation... Added 31 yards on 6 rush attempts (5.2 avg)... As a sophomore, Caught 57 passes for 809 yards and 7 touchdowns... Added 36 rush yards on 3 attempts (12.0 avg)... Caught 4 balls for 60 yards (15.0 avg) and 1 touchdown as da true freshman... Attended Etowah H.S. (Attalla, AL)... Tallied 106 receptions for 2,278 yards and 21 touchdowns during his high school career... Named Alabama Sports Writers first-team all-state as a senior and first-team all-Region 7 as a junior... Was also named Class 5a Region 7 MVP.



25 KEVIN PETERSON

Ht: 5-11
Age: 22

Wt: 179
College: Oklahoma State

Acquired: Undrafted free agent in 2016 **DEFENSIVE BACK**

Appeared in 50 career games in four seasons at Oklahoma State (2012-15)... Owns 145 career tackles, 9 TFLs, 23 pass breakups and 5 interceptions... As a senior, posted 42 tackles, 4.5 TFLs 6 pass breakups and 1 interception... 4.5 TFLs were a career-high... As a junior, led OSU with 13 pass breakups and tallied 2 interceptions and 1.5 TFLs in 13 games... Set a career-

high in tackles with 59... Against West Virginia, held Kevin White to 3 catches for 27 yards who came into the game with seven consecutive contests of 100 yards or more... Played in 12 games, missing 1 due to injury as a sophomore... Finished the season with 24 tackles 6 pass breakups, 2 interceptions and a career-high 3 TFLs... Saw action in all 13 games and led all OSU freshman in tackles with 20... Added 2 pass breakups... Led Wagoner H.S. (Wagoner, OK) to its first state championship as a senior... Named Tulsa World player of the year, the state's defensive player of the year by The Oklahoman and a SuperPrep All-American... Rated by Rivals as the 7th best prospect in Oklahoma... Also participated in track and basketball... A state champion in the 100m and 200m events... Rushed for 1,621 yards and 25 touchdowns on offense as a senior to go with 42 tackles and 3 interceptions on defense.



47 ROY ROBERTSON-HARRIS

Ht: 6-7
Age: 22

Wt: 268
College: UTEP

Acquired: Undrafted free agent in 2016 **LINEBACKER**

2014 all-CUSA honorable mention player who tallied 138 career tackles , 25 TFLs, 10.5 sacks and 9 pass breakups in four seasons at UTEP (2012-15)... Team captain, started all 12 games as a senior... Placed 3rd on the team in tackles with 51, adding 7.5 TFLs, 2.5 sacks and 4 pass breakups... Started 13-of-13 games, posting 36 tackles, 9.5 TFLs, 3.5 sacks, 4 forced fumbles, 3 pass breakups and 1 fumble recovery... Ranked 1st on the team in TFLs, sacks and forced fumbles... 4 forced fumbles ranked tied for 2nd most in the conference... Helped UTEP reach its first Bowl game (New Mexico Bowl) since 2010... Appeared in 12 games with 8 starts as a sophomore... Notched 34 tackles, 3.5 sacks and ranked 2 on the team with 6 TFLs... Added 2 pass breakups and 1 fumble recovery... As a redshirt freshman, played in 10 contests, registering 17 tackles, 2 TFLs and 1 sack... First team all-Area and all-District 5-5A defense selection as a senior at South Grand Prairie H.S. (Grand Prairie, TX)... Collected 75 tackles, 26 TFLs, 9 sacks, 8 pass breakups and 1 fumble recovery... Played defensive end and outside linebacker... Two-time letter winner.



45 JOSEPH SOMMERS

Ht: 6-3
Age: 23

Wt: 240
College: Wisconsin-Oshkosh

Acquired: Undrafted free agent in 2016 **TIGHT END**

Two-time Division III All-American who was named to three-straight all-WIAC teams (2013-15) in four seasons at UW-Oshkosh (2012-15)... Finished his college career appearing in 40 games, catching 87 balls for 1,384 yards (15.9 avg) and 7 touchdowns... Played in 10 games as a senior en route to being named first-team Division III All-America and first-team all-WIAC... Recorded 338 yards on 25 receptions (13.5 avg) and tied his career-high of 3 touchdowns... Named second-team All-America and first-team all-WIAC after posting career-highs in receptions (41) and receiving yards (669) as a junior... Also tied a career-high with 3 receiving touchdowns in 10 games... Saw action in 10 games as a sophomore en route to being named first-team all-WIAC... Registered 19 receptions for 362 yards (19.1 avg) and 1 touchdown... Played in 10 games, notching 2 catches for 15 yards (7.5 avg) as a freshman... Played on offense, defense and special teams at Hortonville H.S. (Hortonville, IL).



2

DALYN WILLIAMS

Ht: 6-0
Age: 22Wt: 211
College: DartmouthAcquired: Undrafted free agent in 2016 **QUARTERBACK**

Threw for 7,458 yards and 56 touchdowns while completing 620-of-989 passes in 39 career games over four seasons at Dartmouth (2012-15)... Added 1,494 rushing yards and 19 touchdowns on 446 rush attempts... Finished his career as Dartmouth's career record holder in passing yards (7,458), completion percentage (62.3), pass completions (620), attempts (989) and total offense (8,952)... As a senior, awarded the Alfred E. Watson Trophy given to Dartmouth's most outstanding male athlete... Led his school to a first place finish after starting all 10 games, completing 219-of-342 passes for 2,592 yards and 17 touchdowns... Added 90 rush attempts for 225 yards and 5 touchdowns... Earned first-team all-Ivy honors for the third consecutive season... Set the school record in single-game passing yards with 453 vs. Yale... As a junior, named first-team all-Ivy and was a finalist for the Bushnell Cup... Led the conference and ranked 3rd in the FCS in completion percentage (67.5)... Ranked 2nd in the conference in passing touchdowns (21), 3rd in total offense (284.8), 3rd in completions per game (20.11) and yards per pass attempt (7.9)... Set school records for completion percentage and TD-INT ratio (7.0)... Led the team in rushing touchdowns (6)... Earned all-Ivy honorable mention honors following his sophomore season in which he started all 10 games... Ranked 5th in the conference in passing yards (1,773), rushing yards (563) and total offense (2,336)... 563 rushing yards were a school record for a quarterback... Named Ivy League Rookie of the Year... Threw for 7 touchdowns and 0 interceptions on 114 attempts... Placed 2nd on the team in rushing yards with 262... Started the final 3 contests and appeared in all 10 games... District MVP who and named to the 4A all-state first-team as a senior at Lake Dallas H.S. (Corinth, TX)... Threw for 3,945 yards and 37 touchdowns with 823 yards and 11 touchdowns on the ground... Named team captain on the football and baseball teams as a senior... Earned all-district honors at shortstop.

UNDRAFTED ROOKIE



76

DONOVAN WILLIAMS

Ht: 6-3
Age: 22Wt: 315
College: Louisiana LafayetteAcquired: Undrafted free agent in 2016 **OFFENSIVE LINE**

Appeared in 25 games over two seasons with Louisiana Lafayette (2014-15)... Before joining the Ragin' Cajuns, spent two seasons at Blinn Junior College (2012-13), playing in 12 games... As a senior played in 12 games, paving the way for a 1,000-yard rusher for the second consecutive season and helping the offense run for 2,074 total yards... In his first season at Louisiana Lafayette, played in all 13 games and was part of an offensive line that helped the offense rank 23rd nationally in rushing yards and produced the school's fourth 1,000-yard rusher in school history... Named first-team all-Southwest Junior College Football Conference in his final season at Blinn College... Helped his team to the SWJFCF semifinals in 2013... Saw action in 3 games as a freshman... Attended Madison High School (Houston, TX)... Earned first-team all-district, first-team all-area as a senior... Helped his team reach the state semifinals in 2012... Played in the 2012 THSCA All-Star Game... Also participated in basketball and track.



FIRST YEAR PLAYERS* (7)

No	Name	Pos	Ht	Wt	Age	Exp	College	Acq
20	Bausby, De'Vante	DB	6-2	190	23	1	Pittsburg State	WFA-15 (KC)
76d	Browner, Keith	DL	6-4	292	24	1	California	WFA-16 (HOU)
60	Edison, Cornelius	OL	6-3	309	26	1	Portland State	UnFA-15
68	Jackson, Marquis	DL	6-4	285	22	1	Portland State	WFA-13 (MIN)
47o	Lasike, Paul	FB	5-11	258	23	1	BYU	WFA-15 (ARZ)
84	Sinclair, Gannon	TE	6-7	258	29	1	Missouri State	WC-15 (ARZ)
79	Williams, Terry	DL	6-0	319	31	1	East Carolina	UnFA-15

ROOKIES (23)

No	Name	Pos	Ht	Wt	Age	Exp	College	Acq
67	Bellard, Adrian	OL	6-5	308	27	R	Texas State	UnFA-16
43	Braunecker, Ben	TE	6-4	255	23	R	Harvard	UnFA-16
83	Braverman, Daniel	WR	5-10	185	22	R	Western Michigan	D7-16
74	Bullard, Jonathan	DL	6-3	290	22	R	Florida	D3-16
26	Bush, Deon	DB	6-0	200	24	R	Miami (Fla.)	D4b-16
33d	Calhoun, Taveze	DB	6-1	188	27	R	Mississippi State	UnFA-16
85	Duncan, Kieren	WR	5-11	175	22	R	Colorado State Pueblo	UnFA-16
94	Floyd, Leonard	LB	6-4	240	26	R	Georgia	D1-16
45d	Grace, Jarrett	LB	6-2	243	26	R	Notre Dame	UnFA-16
32d	Hall, Deiondre	DB	6-2	201	30	R	Northern Iowa	D4c-16
36	Houston-Carson, DeAndre	DB	6-1	203	34	R	William & Mary	D6-16
24	Howard, Jordan	RB	6-0	222	27	R	Indiana	D5-16
18	Keaton, Derek	WR	5-10	189	22	R	Georgia Southern	UnFA-16
69	Kling, John	OL	6-8	320	23	R	Buffalo	UnFA-16
44d	Kwiatkoski, Nick	LB	6-2	242	22	R	West Virginia	D4a-16
4	LeCompte, Ben	P	5-10	202	22	R	North Dakota State	UnFA-16
15	Peterson, Darrin	WR	6-2	214	22	R	Liberty	UnFA-16
25d	Peterson, Kevin	DB	5-11	179	23	R	Oklahoma State	UnFA-16
47d	Robertson-Harris, Roy	LB	6-7	268	24	R	UTEP	UnFA-16
45o	Sommers, Joseph	TE	6-3	240	30	R	Wisconsin-Oshkosh	UnFA-16
65	Whitehair, Cody	OL	6-4	310	23	R	Kansas State	D2-16
2	Williams, Dalyn	QB	6-0	211	29	R	Dartmouth	UnFA-16
76o	Williams, Donovan	OL	6-3	315	26	R	Louisiana Lafayette	UnFA-16

* First year designation is for players who have previously been in a professional football league in either training camp, regular season, or post-season; but were not on the active roster (or IR) for at least six games.

BEARS PRONUNCIATION GUIDE

Sam Acho (Ah-chō)	Nick Kwiatkoski (kwee-at-KOW-skee)	Dalyn Williams (DAY-lin)
Adrian Amos (A-miss)		Marquess Wilson (mar-keese)
Lamin Barrow (la-MEAN)	Paul Lasike (luh-SEE-kay)	
Taveze Calhoun (TUH-veez)	Khari Lee (CAR-ee)	
David Fales (rhymes with 'nails')	Marc Mariani (Marry-Annie)	
Jacoby Glenn (juh-KOH-bee)	Sherrick McManis	COACHES
Robbie Gould (GOLD)	(SHARE-rick mick-MAN-us)	Sean Desai (d-sigh)
Hroniss Grasu (huh-ROW-niss grass-uu)	Tony Moeaki (MO-ee-AH-kee)	Vic Fangio (fan-geo)
Akiem Hicks (ah-KEEM)	Senorise Perry (suh-norris)	Dowell Loggains (dowel LOG-ins)
Demontre Hurst (Duh-mon-tray)	Jaquizz Rodgers (JA-quizz)	Dave Magazu (mag-ah-zoo)
Marquis Jackson (mar-keese)	Deonte Thompson (dee-ON-tay)	Glenn Pires (rhymes with tires)
Alshon Jeffery (AL-shon jeff-ree)	John Timu (TEE-moo)	
Harold Jones-Quartey (quar-tay)	Danny Trevethan (trev-A-than)	
	Mitch Unrein (Un-Rhine)	

No	Name	Pos	Ht	Wt	Age	Exp	College	Acq
49	Acho, Sam	LB	6-3	260	24	6	Texas	UFA-15 (ARZ)
38	Amos, Adrian	DB	6-0	214	25	2	Penn State	D5-15
58	Anderson, Jonathan	LB	6-1	235	23	2	TCU	UnFA-15
57	Barrow, Lamin	LB	6-1	237	26	3	LSU	WFA-15 (DEN)
71	Becton, Nick	OL	6-6	322	27	3	Virginia Tech	WFA-15 (NO)
11	Bellamy, Joshua	WR	6-0	211	21	2	Louisville	WC-14 (WAS)
22	Bolden, Omar	DB	5-10	200	27	5	Arizona State	UFA-16 (DEN)
46	Brewer, Aaron	LS	6-5	232	22	5	San Diego State	WFA-16 (DEN)
37	Callahan, Bryce	DB	5-9	191	25	2	Rice	UnFA-15
250	Carey, Ka'Deem	RB	5-10	215	28	3	Arizona	D4a-14
73	Chandler, Nate	OL	6-4	306	22	5	UCLA	WFA-16 (CAR)
6	Cutler, Jay	QB	6-3	231	24	11	Vanderbilt	TR-09 (DEN)
12	Fales, David	QB	6-1	212	23	2	San Jose State	D6a-14
95	Ferguson, Ego	DL	6-2	300	27	3	LSU	D2-14
50	Freeman, Jerrell	LB	6-0	236	23	5	Mary Hardin-Baylor	UFA-16 (IND)
23	Fuller, Kyle	DB	5-11	190	22	3	Virginia Tech	D1-14
39	Glenn, Jacoby	DB	6-0	185	22	2	Central Florida	UnFA-15
91	Goldman, Eddie	DL	6-4	320	25	2	Florida State	D2-15
9	Gould, Robbie	K	6-0	190	24	12	Penn State	WFA-05 (BAL)
55	Grasu, Hroniss	OL	6-3	303	29	2	Oregon	D3-15
96	Hicks, Akiem	DL	6-5	336	26	5	Regina	UFA-16 (NE)
88	Housler, Rob	TE	6-5	250	23	6	Florida Atlantic	WFA-15 (CLE)
99	Houston, Lamarr	LB	6-3	274	24	7	Texas	UFA-14 (OAK)
8	Hoyer, Brian	QB	6-2	215	22	8	Michigan State	WFA-16 (HOU)
30	Hurst, Demontre	DB	5-10	191	22	3	Oklahoma	UnFA-13
17	Jeffery, Alshon	WR	6-3	218	24	5	South Carolina	D2-12
29	Jones-Quartey, Harold	DB	5-11	210	23	2	Findlay	WC-15 (ARZ)
52	Jones, Christian	LB	6-3	251	24	3	Florida State	UnFA-14
330	Langford, Jeremy	RB	6-0	211	22	2	Michigan State	D4-15
62	Larsen, Ted	OL	6-2	315	26	7	NC State	UFA-16 (ARZ)
82	Lee, Khari	TE	6-4	253	28	2	Bowie State	TR-15 (HOU)
72	Leno, Jr., Charles	OL	6-3	305	29	3	Boise State	D7-14
75	Long, Kyle	OL	6-6	320	23	4	Oregon	D1-13
80	Mariani, Marc	WR/KR	6-1	190	21	7	Montana	WFA-14 (TEN)
70	Massie, Bobby	OL	6-6	320	30	5	Mississippi	UFA-16 (ARZ)
27	McManis, Sherrick	DB	6-1	192	25	7	Northwestern	TR-12 (HOU)
92	McPhee, Pernell	LB	6-3	273	26	6	Mississippi State	UFA-15 (BAL)
81	Meredith, Cameron	WR	6-3	207	25	2	Illinois State	UnFA-15
86	Miller, Zach	TE	6-5	243	24	7	Nebraska-Omaha	WFA-13 (TB)
440	Moeaki, Tony	TE	6-3	250	29	7	Iowa	UFA-16 (ATL)
16	O'Donnell, Pat	P	6-4	217	26	3	Miami (Fla.)	D6b-14
320	Perry, Seniorise	RB	6-0	211	23	3	Louisville	UnFA-14
21	Porter, Tracy	DB	5-11	200	24	9	Indiana	WFA-15 (WAS)
31	Prosinski, Chris	DB	6-1	213	27	6	Wyoming	WFA-15 (PHI)
35	Rodgers, Jacquizz	RB	5-6	205	26	6	Oregon State	UFA-15 (ATL)
19	Royal, Eddie	WR	5-10	190	28	9	Virginia Tech	UFA-15 (SD)
48	Scales, Patrick	LS	6-4	242	27	2	Utah State	WFA-15 (BAL)
87	Scruggs, Greg	TE	6-3	277	25	4	Louisville	WFA-15 (SEA)
93	Sutton, Will	DL	6-0	297	24	3	Arizona State	D3-14
14	Thompson, Deonte	WR	6-0	205	21	4	Florida	WFA-15 (BUF)
53	Timu, John	LB	6-0	245	22	2	Washington	UnFA-15
59	Trevathan, Danny	LB	6-1	239	29	5	Kentucky	UFA-16 (DEN)
98	Unrein, Mitch	DL	6-4	299	29	6	Wyoming	WFA-15 (SD)
64	Wallace, Martin	OL	6-6	311	22	2	Temple	WFA-15 (TB)
90	Washington, Cornelius	DL	6-4	292	30	4	Georgia	D6-13
78	Weaver, Jason	OL	6-5	309	28	2	Southern Miss	WFA-14 (NO)
13	White, Kevin	WR	6-3	216	25	2	West Virginia	D1-15
10	Wilson, Marquess	WR	6-4	206	23	4	Washington State	D7-13
97	Young, Willie	LB	6-4	258	23	7	NC State	UFA-14 (DET)



HOW THEY GOT TO THE NFL

FIRST ROUND (5)

Leonard Floyd (9), 2016
Kevin White (7), 2015
Kyle Fuller (14), 2014
Kyle Long (20), 2013
Jay Cutler (11), 2006 [DEN]

SECOND ROUND (7)

Cody Whitehair (56), 2016
Eddie Goldman (39), 2015
Ego Ferguson (51), 2014
Alshon Jeffery (45), 2012
Lamarr Houston (44), 2010 [OAK]
Tracy Porter (40), 2008 [NO]
Eddie Royal (42), 2008 [DEN]

THIRD ROUND (6)

Jonathan Bullard (72), 2016
Hroniss Grasu (71), 2015
Will Sutton (82), 2014
Akiem Hicks (89), 2012 [NO]
Rob Housler (69), 2011 [ARI]
Tony Moeaki (93), 2010 [KC]

FOURTH ROUND (9)

Nick Kwiatkoski (113), 2016
Deon Bush (124), 2016
Deiondre' Hall (127), 2016
Jeremy Langford (106), 2015
Ka'Deem Carey (117), 2014
Omar Bolden (101), 2012 [DEN]
Bobbie Massie (112), 2012 [ARI]
Sam Acho (103), 2011 [ARI]
Chris Prosinski (121), 2011 [JAX]

FIFTH ROUND (6)

Jordan Howard (150), 2016
Adrian Amos (142), 2015
Lamin Barrow (156), 2014 [DEN]
Jacquizz Rodgers (145), 2011 [ATL]
Pernell McPhee (165), 2011 [BAL]
Sherrick McManis (144), 2010 [HOU]

SIXTH ROUND (7)

DeAndre Houston-Carson (185), 2016
David Fales (183), 2014
Patrick O'Donnell (191), 2014
Cornelius Washington (188), 2013
Danny Trevathan (188), 2012 [DEN]
Ted Larsen (205), 2010 [NE]
Zach Miller (180), 2009 [JAX]

SEVENTH ROUND (6)

Daniel Braverman (230), 2016
Charles Leno, Jr. (246), 2014
Marquess Wilson (236), 2013
Greg Scruggs (232), 2012 [SEA]
Willie Young (213), 2010 [DET]
Marc Mariani (222), 2010 [TEN]

UNDRAFTED F.A. (43)

Adrian Ballard, 2016
Ben Braunecker, 2016
Taveze Calhoun, 2016
Kieren Duncan, 2016
Jarrett Grace, 2016
Derek Keaton, 2016
John Kling, 2016
Ben LeCompte, 2016
Darrin Peterson, 2016
Kevin Peterson, 2016
Roy Robertson-Harris, 2016
Joseph Sommers, 2016
Dalyn Williams, 2016
Donovan Williams, 2016
Jonathan Anderson, 2015
De'Vante Bausby, 2015 [KC]
Bryce Callahan, 2015
Cornelius Edison, 2015
Jacoby Glenn, 2015
Harold Jones-Quartey, 2015 [ARI]
Paul Lasike, 2015 [ARI]
Khari Lee, 2015 [HOU]
Cameron Meredith, 2015
Gannon Sinclair, 2015 [ARI]
John Timu, 2015
Terry Williams, 2015
Christian Jones, 2014
Senorise Perry, 2014
Nick Becton, 2013 [SD]
Demontre Hurst, 2013
Marquis Jackson, 2013
Martin Wallace, 2013 [CLE]
Jason Weaver, 2013 [MIA]
Joshua Bellamy, 2012 [KC]
Aaron Brewer, 2012 [DEN]
Keith Browner, 2012 [HOU]
Nate Chandler, 2012 [CAR]
Jerrell Freeman, 2012 [IND]
Deonte Thompson, 2012 [BAL]
Patrick Scales, 2011 [BAL]
Mitch Unrein, 2010 [HOU]
Brian Hoyer, 2009 [NE]
Robbie Gould, 2005 [NE]

HOW THEY GOT TO CHICAGO

FIRST ROUND (4)

Leonard Floyd (9), 2016
Kevin White (7), 2015
Kyle Fuller (14), 2014
Kyle Long (20), 2013

SECOND ROUND (3)

Eddie Goldman (39), 2015
Ego Ferguson (51), 2014
Alshon Jeffery (45), 2012

THIRD ROUND (3)

Jonathan Bullard (72), 2016
Hroniss Grasu (71), 2015
Will Sutton (82), 2014

FOURTH ROUND (5)

Nick Kwiatkoski (113), 2016
Deon Bush (124), 2016
Deiondre' Hall (127), 2016
Jeremy Langford (106), 2015
Ka'Deem Carey (117), 2014

FIFTH ROUND (2)

Jordan Howard (150), 2016
Adrian Amos (142), 2015

SIXTH ROUND (4)

DeAndre Houston-Carson (185), 2016
David Fales (183), 2014
Patrick O'Donnell (191), 2014
Cornelius Washington (188), 2013

SEVENTH ROUND (3)

Daniel Braverman (230), 2016
Charles Leno, Jr. (246), 2014
Marquess Wilson (236), 2013

UNRESTRICTED F.A. (13)

Omar Bolden, 2016 [DEN]
Jerrell Freeman, 2016 [IND]
Akiem Hicks, 2016 [NE]
Ted Larsen, 2016 [ARI]
Bobbie Massie, 2016 [ARI]
Tony Moeaki, 2016 [ATL]
Danny Trevathan, 2016 [DEN]
Sam Acho, 2015 [ARZ]
Pernell McPhee, 2015 [BAL]
Jacquizz Rodgers, 2015 [ATL]
Eddie Royal, 2015 [SD]
Lamarr Houston, 2014 [OAK]
Willie Young, 2014 [DET]

UNDRAFTED F.A. (25)

Adrian Ballard, 2016
Ben Braunecker, 2016
Taveze Calhoun, 2016
Kieren Duncan, 2016

Jarrett Grace, 2016
Derek Keaton, 2016
John Kling, 2016
Ben LeCompte, 2016
Darrin Peterson, 2016
Kevin Peterson, 2016
Roy Robertson-Harris, 2016
Joseph Sommers, 2016
Dalyn Williams, 2016
Donovan Williams, 2016
Jonathan Anderson, 2015
Bryce Callahan, 2015
Cornelius Edison, 2015
Jacoby Glenn, 2015
Anthony Jefferson, 2015
Cameron Meredith, 2015
John Timu, 2015
Terry Williams, 2015
Christian Jones, 2014
Senorise Perry, 2014
Demontre Hurst, 2013

WAIVED F.A. (21)

Aaron Brewer, 2016 [DEN]
Keith Browner, 2016 [HOU]
Nate Chandler, 2016 [CAR]
Brian Hoyer, 2016 [HOU]
Lamin Barrow, 2015 [DEN]
De'Vante Bausby, 2015 [KC]
Nick Becton, 2015 [NO]
Rob Housler, 2015 [CLE]
Paul Lasike, 2015 [ARI]
Tracy Porter, 2015 [WAS]
Chris Prosinski, 2015 [PHI]
Patrick Scales, 2015 [BAL]
Greg Scruggs, 2015 [SEA]
Deonte Thompson, 2015 [BUF]
Mitch Unrein, 2015 [SD]
Martin Wallace, 2015 [TB]
Marc Mariani, 2014 [TEN]
Jason Weaver, 2014 [NO]
Marquis Jackson, 2013 [MIN]
Zach Miller, 2013 [TB]
Robbie Gould, 2005 [BAL]

WAIVER CLAIM (3)

Harold Jones-Quartey, 2015 [ARI]
Gannon Sinclair, 2015 [ARI]
Joshua Bellamy, 2014 [WAS]

TRADE (3)

Khari Lee, 2015 [HOU]
Sherrick McManis, 2012 [HOU]
Jay Cutler, 2009 [DEN]



YEAR-IN- REVIEW



CHICAGO BEARS 2015 FINAL STATISTICS

WON 6, LOST 10

09/13	GREEN BAY	L	23-31	62,442
09/20	ARIZONA	L	23-48	62,351
09/27	at Seattle	L	0-26	69,002
10/04	OAKLAND	W	22-20	62,409
10/11	at Kansas City	W	18-17	75,799
10/18	at Detroit	L	34-37 ot	57,648
11/01	MINNESOTA	L	20-23	62,311
11/09	at San Diego	W	22-19	68,033
11/15	at St. Louis	W	37-13	58,653
11/22	DENVER	L	15-17	62,483
11/26	at Green Bay	W	17-13	78,488
12/06	SAN FRANCISCO	L	20-26 ot	62,088
12/13	WASHINGTON	L	21-24	61,026
12/20	at Minnesota	L	17-38	52,421
12/27	at Tampa Bay	W	26-21	63,734
01/03	DETROIT	L	20-24	61,177

	Bears	Opp
Total First Downs	312	307
Rushing	108	103
Passing	177	182
Penalty	27	22
3rd Down: Made/Att	93/219	89/201
3rd Down Pct.	42.5%	44.3%
4th Down: Made/Att	6/10	5/12
4th Down Pct.	60.0%	41.7%
Possession Avg.	31:01	28:59
Total Net Yards	5514	5527
Avg. Per Game	344.6	345.4
Total Plays	1025	980
Avg. Per Play	5.4	5.6
Net Yards Rushing	1854	1934
Avg. Per Game	115.9	120.9
Total Rushes	468	433
Net Yards Passing	3660	3593
Avg. Per Game	228.8	224.6
Sacked/Yards Lost	34/183	35/237
Gross Yards	3843	3830
Attempts/Completions	523/334	512/322
Completion Pct.	63.9%	62.9%
Had Intercepted	12	8
Punts/Average	74/43.7	74/44.2
Net Punting Avg.	74/39.6	74/39.3
Penalties/Yards	99/909	98/895
Fumbles/Ball Lost	20/9	18/9
Touchdowns	34	47
Rushing	13	9
Passing	21	31
Returns	0	7

SCORE BY PERIOD	1	2	3	4	OT	Tot
BEARS	41	125	45	124	0	335
Opponents	110	106	72	100	9	397

SCORING	TDs: Ru-Pa-Rt	K-PAT	FG	2Pt	Pts
Gould	0 0 0 0	28/29	33/39	0	127
Forté	7 4 3 0			1	44
Langford	7 6 1 0			1	44
Miller	5 0 5 0			0	30
Jeffery	4 0 4 0			0	24
Bennett	3 0 3 0			0	18
Carey	3 2 1 0			0	18
Bellamy	2 0 2 0			0	12
Wilson	1 0 1 0			0	6
Cutler	1 1 0 0			0	6
Royal	1 0 1 0			0	6
BEARS	34 13 21 0	28/29	33/39	2	335
Opponents	47 9 31 7	43/46	24/28	0	397
2-Pt. Conversions: Forté 1, Langford 1, BEARS: 2/5, Opponents: 0/0					

RUSHING	No	Yds	Avg	Lg	TD
Matt Forté	218	898	4.1	27	4
Jeremy Langford	148	537	3.6	23	6
Jay Cutler	38	201	5.3	26	1
Ka'Deem Carey	43	159	3.7	11	2
Jacquizz Rodgers	14	41	2.9	5	0
Antone Smith	1	11	11.0	11	0
Jimmy Clausen	5	8	1.6	11	0
Eddie Royal	1	-1	-1.0	-1	0
BEARS	468	1854	4.0	27	13
Opponents	433	1934	4.5	44t	9

RECEIVING	No	Yds	Avg	Lg	TD
Alshon Jeffery	54	807	14.9	50	4
Martellus Bennett	53	439	8.3	24t	3
Matt Forté	44	389	8.8	38	3
Eddie Royal	37	238	6.4	30	1
Zach Miller	34	439	12.9	87t	5
Marquess Wilson	28	464	16.6	50	1
Marc Mariani	22	300	13.6	26	0
Jeremy Langford	22	279	12.7	83t	1
Josh Bellamy	19	224	11.8	48t	2
Cameron Meredith	11	120	10.9	22	0
Rob Housler	3	27	9.0	12	0
Ka'Deem Carey	3	19	6.3	11	1
Deonte Thompson	2	81	40.5	45	0
Jacquizz Rodgers	1	10	10.0	10	0
Khari Lee	1	7	7.0	7	0
BEARS	334	3843	11.5	87t	21
Opponents	322	3830	11.9	71t	31

Fumbles Lost: J.Cutler 5, M.Forté 1, M.Slauson 1, M.Mariani 1, K.Carey 1. Total: 9

Opponent Fumble Recoveries: J.Timu 2, L.Houston 1, S.Acho 1, C.Probinski 1, J.Rodgers 1, S.McClellin 1, J.Bellamy 1, C.Jones 1. Total: 9

INTERCEPTIONS	No	Yds	Avg	Lg	TD
Kyle Fuller	2	24	12.0	15	0
Willie Young	1	39	39.0	39	0
Harold Jones-Quartey	1	23	23.0	23	0
Pernell McPhee	1	13	13.0	13	0
Jared Allen	1	2	2.0	2	0
Tracy Porter	1	2	2.0	2	0
Jonathan Anderson	1	0	0.0	0	0
BEARS	8	103	12.9	39	0
Opponents	12	241	20.1	68t	3

KICK RETURNS	No	Yds	Avg	Lg	TD
Marc Mariani	16	418	26.1	47	0
Deonte Thompson	14	409	29.2	74	0
Ka'Deem Carey	2	38	19.0	22	0
Jacquizz Rodgers	1	15	15.0	15	0
Josh Bellamy	0	12	0.0	12	0
BEARS	33	892	27.0	74	0
Opponents	39	983	25.2	108t	2

Sacks: Houston 8.0, Young 6.5, McPhee 6.0, Goldman 4.5, Jenkins 4.0, Gaston 1.0, Amos 1.0, Unrein 1.0, Scruggs 1.0, Prosinski 1.0, Callahan 1.0. **BEARS: 35.0, Opponents: 34.0**

PUNTING	No	Yds	Avg	Net	TB	In20	Lg	B
Pat O'Donnell	70	3097	44.2	39.7	4	28	72	1
Spencer Lanning	3	136	45.3	35.7	0	1	51	0
BEARS	74	3233	43.7	39.6	4	29	72	1
Opponents	74	3272	44.2	39.3	6	26	64	0

PUNT RETURNS	Ret	FC	Yds	Avg	Lg	TD
Marc Mariani	29	22	192	6.6	20	0
Bryce Callahan	1	0	34	34.0	34	0
Eddie Royal	1	0	16	16.0	16	0
BEARS	31	22	242	7.8	34	0
Opponents	30	22	226	7.5	65t	1

FIELD GOALS	1-19	20-29	30-39	40-49	50+
Robbie Gould	1/1	8/8	10/12	7/9	7/9
BEARS	1/1	8/8	10/12	7/9	7/9
Opponents	0/0	7/8	8/8	6/6	3/6
Gould: (28G,50G,44G) (40G,23G,51G) () (19G,54G,49G) (44G,30G) (27G,23G,38G,29G) (55G,33G,51N) (47N,34N) (35G,37G,36G) (46G,37G,37G) (21G) (40G,51G,40N,36N) (50N) (51G) (26G,27G,50G,39G) (49G,34G)					
Opponents: (37G) () (31G,21G,45G,48G) (29G,41G) (35G,27B,66SH) (39G,32G,27G) (43G,48G,36G) (31G,22G) (26G,38G) (24G) (22G,50G) () (47G) (53G) (52N) (54N,59G)					

PASSING	Att	Cmp	Yds	Cmp%	Yd/Att	TD	TD%	Int	Int%	Lg	Sack/Lost	Rating
Jay Cutler	483	311	3659	64.4%	7.57	21	4.3%	11	2.3%	87t	29/150	92.3
Jimmy Clausen	40	23	184	57.5%	4.60	0	0.0%	1	2.5%	22	4/30	58.8
Marc Mariani	0	0	0	0.0%	0.0	0	0.0	0	0.0%	0	1/3	0.0
BEARS	523	334	3843	63.9%	7.35	21	4.0%	12	2.3%	87t	34/183	89.7
Opponents	512	322	3830	62.9%	7.48	31	6.1%	8	1.6%	71t	35/237	99.3

GOULD STANDARD

Bears K **Robbie Gould** set the franchise record for most field goals made in team history with a 28-yard field goal in the 2015 season opener vs. Green Bay, breaking a tie he had held with Kevin Butler who converted 243 field goals. Gould has converted 276 field goals during his Bears career.

MOST FIELD GOALS MADE (Bears Franchise History)

	Player	Seasons	FGM/A	Pct.	Games
1.	Robbie Gould	2005-15	276/323	85.4	166
2.	Kevin Butler	1985-95	243/332	73.2	171
3.	Bob Thomas	1975-84	128/205	62.4	126
4.	Paul Edinger	2000-04	110/146	75.3	80
5.	Mac Percival	1967-73	99/182	54.4	88

Gould is the sixth-most accurate kicker in NFL history, connecting on 242 of 283 career field goal attempts (85.6 percent). Gould was nine-of-12 (75.0 percent) on field goal attempts in 2014.

CAREER FIELD GOAL ACCURACY (among NFL kickers)

	Player	Team(s)	FGM/A	Pct.	Lg
1.	Dan Bailey	DAL	144/159	90.6	56
2.	Justin Tucker	BAL	130/148	87.8	61
2.	Stephen Gostkowski	NE	276/316	87.3	57
4.	Steven Hauschka	3 teams	158/182	86.8	58
5.	Mike Vanderjagt	IND/DAL	230/266	86.5	54
6.	Nate Kaeding	SD/MIA	181/210	86.2	57
7.	Rob Bironas	TEN	239/279	85.7	60
8.	Shayne Graham	9 teams	277/324	85.5	53
9.	Robbie Gould	CHI	276/323	85.4	58



CHICAGO BEARS 2015 FINAL STATISTICS

Defense	TT	ST	AT	TFL	QBP	S	-	YL	INT	-	YR	PBU	FF	FR	-	YR
Adrian Amos	108	78	30	3	2	1.0	-	7.0	-	-	-	4	-	-	-	-
Christian Jones	98	70	28	2	4	-	-	-	-	-	-	4	-	1	-	0
Shea McClellin	96	65	31	2	6	-	-	-	-	-	-	2	1	1	-	0
Pernell McPhee	64	43	21	10	25	6.0	-	41.0	1	-	13	3	1	-	-	-
Sam Acho	60	31	29	3	4	-	-	-	-	-	-	1	1	1	-	0
Kyle Fuller	56	45	11	-	-	-	-	-	2	-	24	15	-	-	-	-
Lamarr Houston	51	34	17	10	13	8.0	-	63.0	-	-	-	-	-	1	-	0
Willie Young	47	31	16	12	21	6.5	-	50.0	1	-	39	3	-	-	-	-
Antrel Rolle	45	32	13	-	-	-	-	-	-	-	-	1	-	-	-	-
Jonathan Anderson	40	31	9	2	3	-	-	-	1	-	0	5	-	-	-	-
Eddie Goldman	39	23	16	6	19	4.5	-	40.5	-	-	-	-	-	-	-	-
Tracy Porter	38	34	4	-	1	-	-	-	1	-	2	22	1	-	-	-
Will Sutton	37	20	17	2	3	-	-	-	-	-	-	4	-	-	-	-
Chris Prosinski	32	28	4	-	1	1.0	-	0.0	-	-	-	-	1	-	-	-
Jarvis Jenkins	32	22	10	6	17	4.0	-	22.5	-	-	-	1	-	-	-	-
Mitch Unrein	32	19	13	2	6	1.0	-	6.0	-	-	-	1	-	-	-	-
Harold Jones-Quartey	29	21	8	-	1	-	-	-	1	-	23	3	1	-	-	-
John Timu	25	22	3	1	-	-	-	-	-	-	-	-	-	2	-	0
Bryce Callahan	23	18	5	4	1	1.0	-	0.0	-	-	-	7	-	-	-	-
Alan Ball	20	14	6	-	-	-	-	-	-	-	-	5	-	-	-	-
Sherrick McManis	19	12	7	-	-	-	-	-	-	-	-	3	-	-	-	-
Bruce Gaston	12	8	4	1	4	1.0	-	7.0	-	-	-	-	-	-	-	-
Ego Ferguson	9	4	5	-	1	-	-	-	-	-	-	-	-	-	-	-
Jeremiah Ratliff	8	4	4	-	2	-	-	-	-	-	-	-	-	-	-	-
LaRoy Reynolds	7	7	0	1	-	-	-	-	-	-	-	-	-	-	-	-
Jared Allen	7	2	5	-	4	-	-	-	1	-	2	1	-	-	-	-
Demontre Hurst	6	3	3	-	1	-	-	-	-	-	-	1	-	-	-	-
Greg Scruggs	3	3	0	-	1	1.0	-	0.0	-	-	-	-	-	-	-	-
Brandon Dunn	3	2	1	1	-	-	-	-	-	-	-	-	-	-	-	-
D'Anthony Smith	2	0	2	-	-	-	-	-	-	-	-	-	-	-	-	-
Terrance Mitchell	1	1	0	-	-	-	-	-	-	-	-	-	-	-	-	-
Sherrod Martin	1	1	0	-	-	-	-	-	-	-	-	-	-	-	-	-
Ziggy Hood	1	0	1	-	1	-	-	-	-	-	-	-	-	-	-	-
Team Totals	1051	728	323	68	141	35.0	-	237	8	-	103	87	6	6	-	0

KEY: TT=Total Tackles; ST=Solo Tackles; AT=Assisted Tackles; TFL=Tackles for Loss; QBP=QB Pressures; S-YL=Sacks-Yards Lost; INT-YR=Interceptions-Yards Returned; PBU=Pass Break-Ups; FF=Forced Fumbles; FR-YR=Fumbles Recovered-Yards Returned.

Special Teams	TT	ST	AT	BK	FF	FR
McManis	17	11	6	-	-	-
Bellamy	10	8	2	-	-	1
Prosinski	9	6	3	-	-	1
Acho	8	6	2	-	-	-
Barrow	7	3	4	-	-	-
Jones-Quartey	6	5	1	-	-	-
Reynolds	6	5	1	-	-	-
Martin	5	4	1	-	-	-
Rodgers	4	3	1	-	-	-
Jones	4	3	1	-	-	-
Anderson	3	2	1	-	-	-
Gafford	2	2	0	-	-	-
O'Donnell	2	0	2	-	-	-
Gould	1	1	0	-	-	-
Hurst	1	1	0	-	-	-
Langford	1	1	0	-	-	-
Ratliff	1	1	0	-	-	-
Mariani	1	1	0	-	-	-
Amos	1	1	0	-	-	-
Fuller	1	1	0	-	-	-

Special Teams	TT	ST	AT	BK	FF	FR
Carey	1	1	0	-	-	-
Vereen	1	0	1	-	-	-
Mitchell	1	0	1	-	-	-
Goldman	0	0	0	1	-	-
McPhee	0	0	0	1	-	-
Team Totals	120	83	37	3	2	2

KEY: TT=Total Tackles; ST=Solo Tackles; AT=Assisted Tackles; BK=Blocked Kicks; FF=Forced Fumbles; FR=Fumble Recoveries

QUARTERBACKS SACKS (39.0)

L. Houston (8.0): at KC; 2 at SD; at STL; at GB; vs. WAS; 2 vs. DET
W. Young (6.5): at KC; vs. DEN; at GB; 1.5 vs. SF; vs. WAS; at MIN
P. McPhee (6.0): at SEA; at KC; at DET; vs. MIN; at TB
E. Goldman (4.5): vs. OAK; 0.5 at DET; vs. DEN; 2 vs. SF
J. Jenkins (4.0): 2 at SEA; vs. OAK; 0.5 at DET; 0.5 vs. SF
A. Amos (1.0): vs. DEN
B. Gaston (1.0): vs. DEN
B. Callahan (1.0): vs. DET
C. Prosinski (1.0): vs. DEN
G. Scruggs (1.0): vs. DET
M. Unrein (1.0): vs. WAS

OPPONENT FUMBLE RECOVERIES (9)

J. Timu (2): 2 at TB
S. Acho (1): vs. OAK
J. Bellamy (1): at DET (ST)
L. Houston (1): at GB
C. Jones (1): at SD
S. McClellin (1): at STL
C. Prosinski (1): at DET (ST)
J. Rodgers (1): vs. ARZ (ST)

Regular Season		GB	ARZ	@SEA	OAK	@KC	@DET	MIN	@SD	@STL	DEN	@GB	SF	WAS	@MIN	@TB	DET
GP-GS-DNP-INA		9/13	9/20	9/27	10/4	10/11	10/18	11/1	11/9	11/15	11/22	11/26	12/6	12/13	12/20	12/27	1/3
49	Acho, S.	15-7-0-0	nwt	sub	sub	OLB	sub	sub	OLB	sub	OLB	sub	OLB	OLB	OLB	sub	sub
69	Allen, J.	3-3-0-0	OLB	OLB	OLB	Traded to CAR 9/28											
38	Amos, A.	16-16-0-0	S	S	S	S	S	S	S	S	S	S	S	S	S	S	S
58	Anderson, J.	11-3-0-0	ps	ps	ps	ps	ps	OLB	sub	ILB	sub	sub	ILB	sub	sub	sub	sub
24	Ball, A.	15-3-1-0	CB	CB	CB	dnp	sub	sub	sub	sub	sub	sub	sub	sub	sub	sub	sub
57	Barrow, L.	16-0-0-0	sub	sub	sub	sub	sub	sub	sub	sub	sub	sub	sub	sub	sub	sub	sub
11	Bellamy, J.	16-3-0-0	sub	sub	sub	sub	sub	sub	sub	sub	sub	sub	WR	sub	sub	WR	WR
83	Bennett, M.	11-11-0-1	TE	TE	TE	TE	TE	TE	TE	TE	TE	X	TE	Placed on IR 12/8			
71	Becton, N.	5-0-0-7	nwt	nwt	nwt	nwt	sub	X	sub	sub		X	X	X	X	X	sub
52	Bostic, J.	0-0-0-3	X	X	X	Traded to NE 9/29											
74	Bushrod, J.	12-4-0-4	LT	LT	LT	X	X	X	X	sub	sub	sub	sub	sub	sub	sub	TE
37	Callahan, B.	9-3-0-3	sub	sub	ps	ps	ps	ps	sub	CB	sub	sub	CB	sub	X	X	CB
25	Carey, K.	11-1-1-5	X	X	sub	X	sub	sub	X	RB	sub	sub	X	sub	sub	sub	sub
8	Clausen, J.	2-1-8-0	dnp	sub	QB	dnp	dnp	dnp	dnp	dnp	dnp	Waived 11/24					
6	Cutler, J.	15-15-0-1	QB	QB	X	QB	QB	QB	QB	QB	QB	QB	QB	QB	QB	QB	QB
62	Ducasse, V.	16-11-1-0	RG	RG	RG	RG	RG	RG	LG	LG	LG	sub	sub	sub	sub	sub	RG
98	Dunn, B.	1-0-0-1	ps	sub	X	Waived 10/3											
76	Edwards, L.	1-0-0-0	nwt	sub	Waived 9/25												
73	Fabulujje, T.	4-0-0-7	X	X	X	sub	sub	sub	sub	X	sus	sus	sus	sus	exp	X	X
12	Fales, D.	0-0-7-3	X	ps	dnp	X	X	ps	ps	ps	ps	dnp	dnp	dnp	dnp	dnp	dnp
95	Ferguson, E.	4-1-0-1	sub	X	sub	DE	sub	Placed on IR 10/17									
22	Forté, M.	13-13-0-3	RB	RB	RB	RB	RB	RB	X	X	X	RB	RB	RB	RB	RB	RB
23	Fuller, K.	16-16-0-0	CB	CB	CB	CB	CB	CB	CB	CB	CB	CB	CB	CB	CB	CB	CB
43	Gafford, T.	11-0-0-0	sub	sub	sub	sub	sub	sub	sub	sub	sub	sub	Waived 11/30				
76	Gaston, B.	7-0-0-4	nwt	nwt	nwt	nwt	nwt	X	X	sub	sub	sub	X	sub	sub	X	sub
39	Glenn, J.	1-0-0-6	ps	ps	ps	ps	ps	ps	ps	ps	X	X	X	sub	X	X	X
91	Goldman, E.	15-12-0-0	sub	NT	DE	NT	sub	sub	NT	NT	NT	NT	NT	NT	NT	NT	IR 12/30
9	Gould, R.	16-0-0-0	sub	sub	sub	sub	sub	sub	sub	sub	sub	sub	sub	sub	sub	sub	sub
55	Grasu, H.	8-8-0-8	X	X	X	X	C	C	X	X	X	C	C	C	C	C	X
90	Hood, Z.	2-0-0-4	nwt	nwt	nwt	nwt	nwt	dnp	X	X	X	sub	sub	X	Waived 12/15		
88	Housler, R.	4-0-0-0	nwt	nwt	nwt	nwt	nwt	nwt	nwt	nwt	nwt	nwt	nwt	sub	sub	sub	sub
99	Houston, L.	16-2-0-0	sub	sub	sub	sub	sub	sub	sub	sub	sub	sub	sub	sub	sub	OLB	OLB
30	Hurst, D.	7-1-0-0	sub	nwt	ps	ps	sub	ps	ps	ps	ps	ps	ps	sub	sub	CB	sub
17	Jeffery, A.	9-8-0-6	sub	X	X	X	X	WR	WR	WR	WR	X	WR	WR	WR	X	IR 12/30
96	Jenkins, J.	15-15-0-1	DE	DE	DE	DE	DE	DE	DE	DE	DE	DE	DE	DE	DE	DE	X
59	Jones, C.	15-13-0-1	ILB	ILB	sub	ILB	ILB	ILB	ILB	ILB	ILB	sub	ILB	ILB	X	ILB	ILB
29	Jones-Quartey	13-4-1-2	sub	sub	sub	sub	S	S	dnp	X	X	sub	sub	sub	sub	S	S
33	Langford, J.	16-2-0-0	sub	sub	sub	sub	sub	sub	sub	sub	RB	RB	sub	sub	sub	sub	sub
4	Lanning, S.	1-0-0-0	nwt	nwt	nwt	Waived 10/6											
82	Lee, K.	16-7-0-0	TE	sub	TE	TE	sub	sub	sub	sub	sub	TE	TE	sub	sub	TE	TE
72	Leno Jr., C.	16-13-0-0	sub	sub	sub	LT	LT	LT	LT	LT	LT	LT	LT	LT	LT	LT	LT
75	Long, K.	16-16-0-0	RT	RT	RT	RT	RT	RT	RT	RT	RT	RT	RT	RT	RT	RT	RT
80	Mariani, M.	16-5-0-0	sub	sub	sub	sub	WR	sub	sub	WR	sub	sub	sub	sub	WR	sub	WR
36	Martin, S.	12-0-0-0	nwt	nwt	nwt	nwt	sub	sub	sub	sub	sub	sub	sub	sub	sub	sub	sub
50	McClellin, S.	12-11-0-4	ILB	ILB	ILB	ILB	ILB	X	X	ILB	ILB	ILB	ILB	ILB	ILB	X	sub
27	McManis, S.	16-4-0-0	CB	sub	CB	sub	CB	CB	sub	sub	sub	sub	sub	sub	sub	sub	sub
92	McPhee, P.	14-12-0-2	OLB	OLB	OLB	OLB	OLB	OLB	OLB	X	OLB	OLB	OLB	X	OLB	sub	sub
81	Meredith, C.	11-0-1-4	X	sub	sub	sub	sub	sub	X	sub	sub	sub	dnp	sub	X	X	sub
86	Miller, Z.	15-14-0-1	TE	TE	TE	FB	FB	TE	TE	sub	FB	TE	TE	TE	TE	TE	X
20	Mitchell, T.	5-0-2-2	sub	sub	sub	sub	sub	X	X	dnp	dnp	Waived 11/17					
64	Montgomery, W.	4-4-0-0	C	C	C	C	Placed on IR 10/6										
16	O'Donnell, P.	15-0-0-1	sub	sub	sub	X	sub	sub	sub	sub	sub	sub	sub	sub	sub	sub	sub
65	Omameh, P.	14-9-1-1	sub	sub	dnp	sub	X	sub	RG	RG	RG	RG	RG	RG	RG	sub	LG
21	Porter, T.	14-13-0-2	X	X	sub	CB	CB	CB	CB	CB	CB	CB	CB	CB	CB	CB	CB
31	Prosinski, C.	13-5-0-0	nwt	nwt	nwt	sub	sub	sub	sub	sub	S	S	S	S	S	sub	sub
90	Ratliff, J.	2-2-0-1	sus	sus	sus	X	NT	NT	Waived 10/22								
52	Reynolds, L.	13-1-0-0	nwt	nwt	nwt	sub	sub	sub	ILB	sub	sub	sub	sub	sub	sub	sub	sub
35	Rodgers, J.	5-0-0-0	sub	sub	sub	sub	sub	Placed on IR 10/12									
26	Rolle, A.	7-7-0-6	S	S	S	S	X	X	S	S	X	X	X	X	Placed on IR 12/14		
19	Royal, E.	9-9-0-7	WR	WR	WR	WR	X	WR	WR	X	X	X	X	WR	WR	WR	X
48	Scales, P.	5-0-0-0	nwt	nwt	nwt	nwt	nwt	nwt	nwt	nwt	nwt	nwt	sub	sub	sub	sub	sub
90	Scruggs, G.	1-0-0-0	nwt	nwt	nwt	nwt	nwt	nwt	nwt	nwt	nwt	nwt	nwt	nwt	nwt	nwt	sub
68	Slauson, M.	16-16-0-0	LG	LG	LG	LG	LG	C	C	C	LG	LG	LG	LG	LG	LG	C
44	Smith, A.	5-0-0-4	nwt	nwt	nwt	nwt	nwt	X	sub	sub	sub	sub	sub	X	X	Waived 12/22	
70	Smith, D.	2-0-0-0	nwt	nwt	nwt	nwt	nwt	ps	ps	ps	ps	ps	ps	ps	ps	ps	sub

-KEY CAPS=Starter; sub=Reserve; X=inactive; dnp=did not play; 3QB=Third Quarterback; ps=Practice Squad; nwt=Not with Team; sus=Suspended
(CONTINUED ON NEXT PAGE)



CHICAGO BEARS 2015 FINAL STATISTICS

(CONTINUED FROM PREVIOUS PAGE)

Regular Season		GB	ARZ	@SEA	OAK	@KC	@DET	MIN	@SD	@STL	DEN	@GB	SF	WAS	@MIN	@TB	DET
GP-GS-DNP-INA		9/13	9/20	9/27	10/4	10/11	10/18	11/1	11/9	11/15	11/22	11/26	12/6	12/13	12/20	12/27	1/3
93 Sutton, W.	13-7-1-2	NT	DE	NT	dnp	X	sub	DE	sub	DE	DE	X	sub	sub	sub	sub	DE
14 Thompson, D.	7-0-0-1	nwt	nwt	ps	ps	ps	ps	ps	ps	X	sub	sub	sub	sub	sub	sub	sub
53 Timu, J.	7-3-0-0	sub	sub	sub	sub	ps	ps	ps	ps	ps	ps	ps	ps	ps	ILB	ILB	ILB
98 Unrein, M.	14-4-0-0	nwt	nwt	sub	sub	sub	sub	sub	sub	sub	sub	sub	DE	DE	DE	sub	DE
45 Vereen, B.	3-0-0-0	sub	sub	sub	Waived 9/29												
94 Washington, C.	1-0-0-0	sub	Placed on IR 9/14														
79 Williams, T.	0-0-0-1	nwt	nwt	nwt	nwt	nwt	nwt	nwt	nwt	nwt	nwt	nwt	nwt	nwt	nwt	nwt	X
10 Wilson, M.	11-6-0-1	sub	WR	sub	sub	WR	sub	sub	WR	WR	WR	WR	X	Placed on IR 12/12			
97 Young, W.	15-8-0-1	sub	sub	X	sub	OLB	ILB	sub	OLB	OLB	sub	OLB	sub	OLB	sub	DE	OLB

-KEY CAPS=Starter; sub=Reserve; X=Inactive; dnp=did not play; 3QB=Third Quarterback; ps=Practice Squad; nwt=Not with Team; sus=Suspended

CHICAGO BEARS 2015 WEEK-BY-WEEK LEADERS

Date	Opponent	Scoring	Rushing Yards	Receptions	Receiving Yards	Tackles
9/13	vs. GB	Gould - 11	Forté - 141	Bennett - 5 Forté - 5 Jeffery - 5	Jeffery - 78	McClellin - 10
9/20	vs. ARZ	Gould - 11	Forté - 61	Royal - 7	Bennett - 48 Bellamy - 48	McClellin - 11
9/27	@ SEA	-	Forté - 74	Bennett - 4	Miller - 21	Rolle - 10
10/4	vs. OAK	Marshall - 10	Forté - 91	Bennett - 11	Bennett - 83	Amos - 9 McPhee - 9
10/11	@ KC	Gould - 6 Forté - 6 Wilson - 6	Forté - 71	Wilson - 6 Bellamy - 6	Wilson - 85	Acho - 8 Jones - 8
10/18	@ DET	Gould - 14	Forté - 69	Jeffery - 8	Jeffery - 147	Jones - 9
11/1	vs. MIN	Gould - 7	Langford - 46	Jeffery - 10	Jeffery - 116	Amos - 8
11/9	@ SD	Langford - 8	Langford - 72	Jeffery - 10	Jeffery - 151	Anderson - 13
11/15	@ STL	Gould - 13	Langford - 73	Langford - 7	Langford - 109	McClellin - 9
11/22	vs. DEN	Gould - 9	Carey - 32	Wilson - 4 Bellamy - 4	Wilson - 102	Jones - 8 McClellin - 8
11/26	@ GB	Miller - 6	Langford - 48	Jeffery - 7	Jeffery - 90	Amos - 9 Houston - 9 Prosinski - 9
12/6	vs. SF	Gould - 8	Forté - 84	Forté - 5	Jeffery - 85	McClellin - 10
12/13	vs. WAS	Forté - 6 Jeffery - 6 Miller - 6	Forté - 45	Jeffery - 6	Jeffery - 107	Amos - 11
12/20	@ MIN	Forté - 6 Jeffery - 6	Forté - 47	Forté - 6 Miller - 6	Forté - 57 Miller - 57	Timu - 9
12/27	@ TB	Gould - 14	Langford - 83	Miller - 7	Jeffery - 69	Amos - 8
1/3	vs. DET	Gould - 8	Forté - 76	Mariani - 6	Mariani - 80	Timu - 9
Most Times Led or Tied for Lead		Gould - 10	Forté - 10	Jeffery - 6	Jeffery - 7	Amos - 5 McClellin - 5

YEAR-IN-REVIEW

2015 INDIVIDUAL GAME HIGHS

BEARS				OPPONENTS				
Date	Opponent	Player	No	PASSING	No	Player	Opponent	Date
10/11	@ KC	Cutler	45	Attempts	43	Rodgers	@ GB	11/26
10/4	vs. OAK	Cutler	28	Completions	28	Stafford	vs. DET	1/3
10/18	@ DET	Cutler	353	Yards	405	Stafford	@ DET	10/18
11/15	@ STL	Cutler	87t	Long	71t	Gabbert	vs. SF	12/6
11/15	@ STL	Cutler	3	TDs	4	Last: Bridgewater	@ MIN	12/20
1/3	vs. DET	Cutler	3	INTs	1	Last: Cousins	vs. WAS	12/13
Date	Opponent	Player	No	RECEIVING	No	Player	Opponent	Date
10/4	vs. OAK	Bennett	11	Receptions	10	Johnson	vs. DET	1/3
11/9	@ SD	Jeffery	151	Yards	166	Johnson	@ DET	10/18
11/15	@ STL	Miller	87t	Long	71t	Smith	vs. SF	12/6
11/15	@ STL	Miller	2	TDs	3	Fitzgerald	vs. ARI	9/20
Date	Opponent	Player	No	RUSHING	No	Player	Opponent	Date
10/4	vs. OAK	Forte	25	Rushes	21	Hillman	vs. DEN	11/22
9/13	vs. GB	Forte	141	Yards	105	Lacy	@ GB	11/26
9/20	vs. ARI	Forte	27	Long	44t	Gabbert	vs. SF	12/6
12/27	@ TB	Last: Carey	1	TDs	1	Last: Martin	@ TB	12/27
Date	Opponent	Player	No	TACKLES	No	Player	Opponent	Date
11/9	@ SD	Anderson	13	Total Tackles	14	Bowman	vs. SF	12/6
11/9	@ SD	Anderson	11	Solos	13	Bowman	vs. SF	12/6
11/26	@ GB	Last: McClellin	5	Assists	5	Wright, Wagner, Irvin	@ SEA	9/27
12/6	vs. SF	Last: Goldman	2.0	Sacks	1.5	Last: Hunter	@ MIN	12/20
12/13	vs. WAS	Young	3	TFLs	2	Last: Whitehead	vs. DET	1/3
Date	Opponent	Player	No	INTERCEPTIONS	No	Player	Opponent	Date
12/27	@ TB	Last: Jones-Quartey	1	INTs	1	Last: Whitehead, Quin, Ihedigbo	vs. DET	1/3
11/15	@ STL	Young	39	Long Return	68	Verrett	@ SD	11/9
				TDs	1	Last: Ward	vs. SF	12/6
Date	Opponent	Player	No	PUNT RETURNS	No	Player	Opponent	Date
12/6	vs. SF	Mariani	5	Returns	3	Last: Ellington	vs. SF	12/6
12/6	vs. SF	Mariani	38	Yards	77	Sherels	vs. MIN	11/1
12/6	vs. SF	Callahan	34	Long	65	Sherels	vs. MIN	11/1
				TDs	1	Sherels	vs. MIN	11/1
Date	Opponent	Player	No	KICKOFF RETURNS	No	Player	Opponent	Date
12/20	@ MIN	Thompson	5	Returns	4	Last: Abdullah	vs. DET	1/3
12/20	@ MIN	Thompson	153	Yards	108	D.Johnson	vs. ARI	9/20
12/6	vs. SF	Thompson	74	Long	108	D.Johnson	vs. ARI	9/20
				TDs	1	Last: Lockett	@ SEA	9/27
Date	Opponent	Player	No	FIELD GOALS	No	Player	Opponent	Date
12/27	@ TB	Last: Gould	4	Attempts	4	Hauschka	@ SEA	9/27
12/27	@ TB	Last: Gould	4	Made	4	Hauschka	@ SEA	9/27
11/1	vs. MIN	Gould	55	Long	59	Prater	vs. DET	1/3
Date	Opponent	Player	No	PUNTS	No	Player	Opponent	Date
9/27	@ SEA	O'Donnell	10	Punts	9	Pinion	vs. SF	12/6
9/27	@ SEA	O'Donnell	477	Yards	433	Pinion	vs. SF	12/6
1/3	vs. DET	O'Donnell	51.0	Average	55.3	Martin	@ DET	10/18
9/27	@ SEA	O'Donnell	72	Long	62	Pinion	vs. SF	12/6
11/26	@ GB	O'Donnell	4	In-20	4	Colquitt	@ KC	10/11
12/13	vs. WAS	Last: O'Donnell	1	Touchbacks	1	Last: Locke	@ MIN	12/20



CHICAGO BEARS 2015 STARTING LINEUPS

OFFENSE

		<u>WR</u>	<u>LT</u>	<u>LG</u>	<u>C</u>	<u>RG</u>	<u>RT</u>
9/13	vs. GB	Royal	Bushrod	Slauson	Montgomery	Ducasce	Long
9/20	vs. ARI	Royal	Bushrod	Slauson	Montgomery	Ducasce	Long
9/27	@ SEA	Royal	Bushrod	Slauson	Montgomery	Ducasce	Long
10/4	vs. OAK	Royal	Leno	Slauson	Montgomery	Ducasce	Long
10/11	@ KC	Mariani	Leno	Slauson	Grasu	Ducasce	Long
10/18	@ DET	Royal	Leno	Slauson	Grasu	Ducasce	Long
11/1	vs. MIN	Royal	Leno	Ducasce	Slauson	Omameh	Long
11/9	@ SD	Wilson	Leno	Ducasce	Slauson	Omameh	Long
11/15	@ STL	Wilson	Leno	Ducasce	Slauson	Omameh	Long
11/22	vs. DEN	Wilson	Leno	Slauson	Grasu	Omameh	Long
11/26	@ GB	Wilson	Leno	Slauson	Grasu	Omameh	Long
12/6	vs. SF	Bellamy	Leno	Slauson	Grasu	Omameh	Long
12/13	vs. WAS	Royal	Leno	Slauson	Grasu	Omameh	Long
12/20	@ MIN	Royal	Leno	Slauson	Grasu	Omameh	Long
12/27	@ TB	Royal	Leno	Slauson	Grasu	Ducasce	Long
1/3	vs. DET	Bellamy	Leno	Omameh	Slauson	Ducasce	Long

		<u>TE</u>	<u>WR</u>	<u>QB</u>	<u>RB</u>	<u>FB/TE/3WR</u>	<u>K</u>
9/13	vs. GB	Bennett	Lee (2TE)	Cutler	Forte	Miller (3TE)	Gould
9/20	vs. ARI	Bennett	Wilson	Cutler	Forte	Miller (2TE)	Gould
9/27	@ SEA	Bennett	Miller (2TE)	Clausen	Forte	Lee (3TE)	Gould
10/4	vs. OAK	Bennett	Lee (2TE)	Cutler	Forte	Miller (TE/FB)	Gould
10/11	@ KC	Bennett	Wilson	Cutler	Forte	Miller (TE/FB)	Gould
10/18	@ DET	Bennett	Jeffery	Cutler	Forte	Miller (2TE)	Gould
11/1	vs. MIN	Bennett	Jeffery	Cutler	Forte	Miller (2TE)	Gould
11/9	@ SD	Bennett	Jeffery	Cutler	Carey	Mariani (3WR)	Gould
11/15	@ STL	Bennett	Jeffery	Cutler	Langford	Miller (TE/FB)	Gould
11/22	vs. DEN	Bennett	Miller (2TE)	Cutler	Langford	Lee (3TE)	Gould
11/26	@ GB	Lee	Jeffery	Cutler	Forte	Miller (TE/FB)	Gould
12/6	vs. SF	Bennett	Jeffery	Cutler	Forte	Miller (TE/FB)	Gould
12/13	vs. WAS	Miller	Jeffery	Cutler	Forte	Mariani (3WR)	Gould
12/20	@ MIN	Miller	Jeffery	Cutler	Forte	Lee (2TE)	Gould
12/27	@ TB	Miller	Bellamy	Cutler	Forte	Mariani (3WR)	Gould
1/3	vs. DET	Lee	Mariani	Cutler	Forte	Bushrod (2TE)	Gould

DEFENSE

		<u>DE</u>	<u>NT</u>	<u>DE</u>	<u>OLB</u>	<u>ILB</u>	<u>ILB</u>
9/13	vs. GB	McManis (3CB)	Sutton	Jenkins	Allen	McClellin	Jones
9/20	vs. ARI	Sutton	Goldman	Jenkins	Allen	McClellin	Jones
9/27	@ SEA	Goldman	Sutton	Jenkins	Allen	McClellin	McManis (3CB)
10/4	vs. OAK	Ferguson	Goldman	Jenkins	Acho	McClellin	Jones
10/11	@ KC	McManis (3CB)	Ratliff	Jenkins	Young	McClellin	Jones
10/18	@ DET	McManis (3CB)	Ratliff	Jenkins	Anderson	Young	Jones
11/1	vs. MIN	Sutton	Goldman	Jenkins	Acho	Reynolds	Jones
11/9	@ SD	Callahan (3CB)	Goldman	Jenkins	Young	Anderson	Jones
11/15	@ STL	Sutton	Goldman	Jenkins	Acho	McClellin	Jones
11/22	vs. DEN	Sutton	Goldman	Jenkins	Acho	McClellin	Jones
11/26	@ GB	Callahan (3CB)	Goldman	Jenkins	Young	McClellin	Anderson
12/6	vs. SF	Unrein	Goldman	Jenkins	Acho	McClellin	Jones
12/13	vs. WAS	Unrein	Goldman	Jenkins	Acho	McClellin	Jones
12/20	@ MIN	Unrein	Goldman	Jenkins	Acho	McClellin	Timu
12/27	@ TB	Young	Goldman	Jenkins	Houston	Jones	Timu
1/3	vs. DET	Unrein	Callahan (3CB)	Sutton	Houston	Jones	Timu

		<u>OLB</u>	<u>CB</u>	<u>CB</u>	<u>S</u>	<u>S</u>	<u>P</u>
9/13	vs. GB	McPhee	Ball	Fuller	Amos	Rolle	O'Donnell
9/20	vs. ARI	McPhee	Ball	Fuller	Amos	Rolle	O'Donnell
9/27	@ SEA	McPhee	Ball	Fuller	Amos	Rolle	O'Donnell
10/4	vs. OAK	McPhee	Porter	Fuller	Amos	Rolle	O'Donnell
10/11	@ KC	McPhee	Porter	Fuller	Amos	Jones-Quartey	O'Donnell
10/18	@ DET	McPhee	Porter	Fuller	Amos	Jones-Quartey	O'Donnell
11/1	vs. MIN	McPhee	Porter	Fuller	Amos	Rolle	O'Donnell
11/9	@ SD	McPhee	Porter	Fuller	Amos	Rolle	O'Donnell
11/15	@ STL	Young	Porter	Fuller	Amos	Rolle	O'Donnell
11/22	vs. DEN	McPhee	Porter	Fuller	Amos	Prosinski	O'Donnell
11/26	@ GB	McPhee	Porter	Fuller	Amos	Prosinski	O'Donnell
12/6	vs. SF	McPhee	Porter	Fuller	Amos	Prosinski	O'Donnell
12/13	vs. WAS	Young	Porter	Fuller	Amos	Prosinski	O'Donnell
12/20	@ MIN	McPhee	Porter	Fuller	Amos	Prosinski	O'Donnell
12/27	@ TB	Hurst (3CB)	Porter	Fuller	Amos	Jones-Quartey	O'Donnell
1/3	vs. DET	Young	Porter	Fuller	Amos	Jones-Quartey	O'Donnell

WON 3, LOST 1

08/13	MIAMI	W	27-10	60,802
08/22	at Indianapolis	W	23-11	65,933
08/29	at Cincinnati	L	10-21	47,790
09/03	CLEVELAND	W	24-0	60,699

	Bears	Opp
TOTAL FIRST DOWNS	59	66
Rushing	25	19
Passing	27	41
Penalty	7	6
3rd Down: Made/Att	15/49	27/57
3rd Down Pct.	30.6%	47.4%
4th Down: Made/Att	1/1	2/3
4th Down Pct.	100.0%	66.7%
POSSESSION AVG.	29:04	30:56
TOTAL NET YARDS	1117	1052
Avg. Per Game	279.3	263.0
Total Plays	220	248
Avg. Per Play	5.1	4.2
NET YARDS RUSHING	537	426
Avg. Per Game	134.3	106.5
Total Rushes	114	119
NET YARDS PASSING	580	626
Avg. Per Game	145.0	156.5
Sacked/Yards Lost	4/25	14/88
Gross Yards	605	714
Attempts/Completions	102/70	115/66
Completion Pct.	68.6%	57.4%
Had Intercepted	1	5
PUNTS/AVERAGE	23/43.4	23/44.1
NET PUNTING AVG.	38.8	37.9
PENALTIES/YARDS	42/324	36/279
FUMBLES/BALL LOST	0/0	6/5
TOUCHDOWNS	8	5
Rushing	3	3
Passing	3	2
Returns	2	0

SCORE BY PERIOD	1	2	3	4	OT	Tot
BEARS	3	19	42	20	0	84
Opponents	14	28	0	0	0	42

SCORING	TDs:	Ru	Pa	Rt	K	PAT	FG	2Pt	Pts
R.Gould	0	0	0	0	7/7	9/10	0	0	34
I.Umodu	2	0	1	1	0/0	0/0	0	0	12
S.Martin	1	0	0	1	0/0	0/0	0	0	6
M.Mariani	1	0	1	0	0/0	0/0	0	0	6
J.Bellamy	1	0	1	0	0/0	0/0	0	0	6
K.Carey	1	1	0	0	0/0	0/0	0	0	6
S.Perry	1	1	0	0	0/0	0/0	0	0	6
J.Langford	1	1	0	0	0/0	0/0	0	0	6
A.Cruz	0	0	0	0	0/0	0/0	1	2	
BEARS	8	3	3	2	7/7	9/10	1	84	
Opponents	5	3	2	0	4/4	2/2	1	42	

2-Pt. Conversions: BEARS: 1/1, Opponents: 1/1
SACKS: J.Anderson 2.0, S.Acho 2.0, L.Houston 2.0, K.Woestmann 2.0, P.McPhee 1.0, M.Foster 1.0, D.Bass 1.0, W.Sutton 1.0, J.Timu 1.0, W.Young 1.0. BEARS: 14.0, Opponents: 4.0

PUNTING	No	Yds	Avg	Net	TB	In20	Lg	B
P.O'Donnell	23	999	43.4	38.8	0	9	62	0
BEARS	23	999	43.4	38.8	0	9	62	0
Opponents	23	1014	44.1	37.9	1	5	63	1

FIELD GOALS	1-19	20-29	30-39	40-49	50+
Gould	0/0	5/5	2/2	1/2	1/1
BEARS	0/0	5/5	2/2	1/2	1/1
Opponents	0/0	1/1	1/1	0/0	0/0

PASSING	Att	Cmp	Yds	Cmp%	Yd/Att
J.Clausen	44	28	244	63.6%	5.5
J.Cutler	33	25	209	75.8%	6.3
D.Fales	21	16	143	76.2%	6.8
Z.Dysert	4	1	9	25.0%	2.3
BEARS	102	70	605	68.6%	5.9
Opponents	115	66	714	57.4%	6.2

Gould: (48G,23G,21G,27G) (50G,38G,25G) (34G) (43N,28G)
Opponents: (31G) (25G) () ()

RUSHING	No	Yds	Avg	Lg	TD
J.Langford	28	153	5.5	46	1
K.Carey	26	122	4.7	22	1
S.Perry	14	90	6.4	54t	1
J.Rodgers	23	86	3.7	15	0
M.Forté	14	40	2.9	11	0
J.Cutler	2	29	14.5	16	0
D.Thomas	5	9	1.8	6	0
D.Fales	1	6	6.0	6	0
J.Clausen	1	2	2.0	2	0
BEARS	114	537	4.7	54t	3
Opponents	119	426	3.6	27	3

RECEIVING	No	Yds	Avg	Lg	TD
M.Bennett	11	94	8.5	20	0
C.Meredith	9	86	9.6	15	0
R.Lawrence	9	83	9.2	16	0
J.Bellamy	6	62	10.3	29	1
M.Mariani	5	52	10.4	19t	1
I.Umodu	4	35	8.8	11t	1
D.Rosario	4	30	7.5	11	0
J.Langford	3	30	10.0	14	0
A.Cruz	3	26	8.7	15	0
M.Wilson	3	24	8.0	9	0
E.Royal	3	24	8.0	13	0
J.Rodgers	3	14	4.7	7	0
K.Carey	3	11	3.7	11	0
M.Forté	1	12	12.0	12	0
J.Kelley	1	11	11.0	11	0
J.Chiles	1	6	6.0	6	0
L.Norwood	1	5	5.0	5	0
D.Thomas	0	0	0	0	0
BEARS	70	605	8.6	29	3
Opponents	66	714	10.8	45	2

INTERCEPTIONS	No	Yds	Avg	Lg	TD
S.Martin	1	25	25.0	25t	1
S.Acho	1	7	7.0	7	0
M.Bronson	1	6	6.0	6	0
T.Mitchell	1	0	0.0	0	0
J.Timu	1	0	0.0	0	0
BEARS	5	38	7.6	25t	1
Opponents	1	19	19.0	19	0

PUNT RETURNS	Ret	FC	Yds	Avg	Lg	TD
A.Cruz	8	1	37	4.6	11	0
M.Mariani	4	0	55	13.8	29	0
B.Callahan	2	1	20	10.0	14	0
L.Norwood	1	0	11	11.0	11	0
BEARS	15	2	123	8.2	29	0
Opponents	12	10	106	8.8	42	0

KICK RETURNS	No	Yds	Avg	Lg	TD
S.Perry	5	158	31.6	42	0
A.Cruz	1	27	27.0	27	0
T.Mitchell	1	27	27.0	27	0
BEARS	7	212	30.3	42	0
Opponents	13	268	20.6	30	0

	TD	TD%	Int	Int%	Lg	Sack/Lost	Rating
J.Clausen	1	2.3%	1	2.3%	15	1/2	76.3
J.Cutler	0	0.0%	0	0.0%	20	3/23	91.6
D.Fales	2	9.5%	0	0.0%	29	0/0	125.7
Z.Dysert	0	0.0%	0	0.0%	9	0/0	39.6
BEARS	3	2.9%	1	1.0%	29	4/25	89.7
Opponents	2	1.7%	5	4.3%	45	14/88	63.5



CHICAGO BEARS 2015 GAME SUMMARIES



Game 1 Packers 31, Bears 23 Soldier Field (62,442) Sunday, September 13, 2015

GREEN BAY	7	3	7	14	31
CHICAGO	3	10	3	7	23

BEARS - R. Gould 28 FG (11-70, 5:32). **PACKERS** - J. Jones 13 pass from A. Rodgers (M. Crosby kick) (10-77, 4:42). **BEARS** - M. Forte 1 run (R. Gould kick) (15-80, 7:54). **PACKERS** - M. Crosby 37 FG (10-61, 5:17). **BEARS** - R. Gould 50 FG (12-47, 2:24). **PACKERS** - J. Jones 1 pass from A. Rodgers (M. Crosby kick) (6-59, 3:04). **BEARS** - R. Gould 44 FG (12-56, 6:59). **PACKERS** - R. Cobb 5 pass from A. Rodgers (M. Crosby kick) (16-78, 9:31). **PACKERS** - E. Lacy 2 run (M. Crosby kick) (4-48, 1:46). **BEARS** - M. Bennett 24 pass from J. Cutler (R. Gould kick) (6-72, 1:21).

	Packers	Bears
First downs	21	25
Total net yards	322	402
Rushes-yards	30-133	33-189
Att-comp-net	23-18-189	36-18-213
Times thrown-yds lost	0-0	2-12
Int-Total TDs	0-4	1-2
Punts - avg	2-48.5	1-56.0
Penalties-yards	10-74	6-64
Fumbles-lost	0-0	0-0
Time of possession	28:08	31:52

RUSHING

PACKERS - E. Lacy 19-85, TD; A. Rodgers 8-35; R. Rodgers 1-11; J. Starks 2-2.

BEARS - M. Forte 24-141, TD; J. Cutler 4-31; J. Rodgers 4-16; J. Langford 1-1.

RECEIVING

PACKERS - R. Cobb 5-38, TD; D. Adams 4-59; J. Jones 4-51, 2 TDs; R. Rodgers 3-27; E. Lacy 2-14.

BEARS - A. Jeffery 5-78; M. Bennett 5-55, TD; M. Forte 5-25; M. Wilson 2-59; E. Royal 1-8.

PASSING

PACKERS - A. Rodgers 23-18-189, 3 TDs.

BEARS - J. Cutler 36-18-225, TD, INT.

PUNT RETURNS

PACKERS - None.

BEARS - M. Mariani 1-11.

KICKOFF RETURNS

PACKERS - T. Montgomery 3-106; A. Ripkowski 1-0.

BEARS - M. Mariani 2-48; J. Rodgers 1-15.

INTERCEPTIONS


PACKERS - C. Matthews 1-42.

BEARS - None.

SACKS

PACKERS - J. Peppers 1.5-11; B. Raji 0.5-1.

BEARS - None.



Game 2 Cardinals 48, Bears 23 Soldier Field (62,351) Sunday, September 20, 2015

ARIZONA	14	14	14	6	48
CHICAGO	7	13	3	0	23

CARDINALS - D. Johnson 108 kickoff return (C. Catanzaro kick) (0-0, 0:13). **BEARS** - J. Bellamy 48 pass from J. Cutler (R. Gould kick) (6-89, 3:02). **CARDINALS** - J. A. Brown 6 pass from C. Palmer (C. Catanzaro kick) (6-65, 2:07). **BEARS** - J. Langford 1 run (R. Gould kick) (11-80, 6:11). **CARDINALS** - L. Fitzgerald 8 pass from C. Palmer (C. Catanzaro kick) (9-80, 6:11). **CARDINALS** - T. Jefferson 26 interception return (C. Catanzaro kick). **BEARS** - R. Gould 40 FG (4-0, 0:16). **BEARS** - R. Gould 23 FG (4-7, 0:54). **CARDINALS** - L. Fitzgerald 28 pass from C. Palmer (C. Catanzaro kick) (2-32, 0:52). **CARDINALS** - D. Johnson 13 run (C. Catanzaro kick) (8-75, 4:23). **BEARS** - R. Gould 51 FG (7-47, 3:40). **CARDINALS** - L. Fitzgerald 9 pass from C. Palmer (kick failed) (9-46, 5:04).

	Cardinals	Bears
First downs	21	18
Total net yards	300	335
Rushes-yards	28-115	28-109
Att-comp-net	24-17-185	32-22-226
Times thrown-yds lost	0-0	2-15
Int-Total TDs	1-7	2-2
Punts - avg	3-40.3	5-45.8
Penalties-yards	8-58	14-170
Fumbles-lost	1-1	3-0
Time of possession	30:04	29:56

RUSHING

CARDINALS - C. Johnson 20-72; D. Johnson 5-42, TD; K. Williams 1-3; C. Palmer 2-(-2).

BEARS - M. Forte 15-61; J. Cutler 3-24; J. Langford 6-21, TD; J. Rodgers 2-8; J. Clausen 2-(-5).

RECEIVING

CARDINALS - L. Fitzgerald 8-112, 3 TDs; Jo. Brown 5-45; Ja. Brown 2-20, TD; J. Gresham 1-5; D. Johnson 1-3.

BEARS - E. Royal 7-41; M. Bennett 4-48; M. Forte 4-44; C. Meredith 3-36; Z. Miller 2-14; J. Bellamy 1-48, TD; M. Wilson 1-10.

PASSING

CARDINALS - C. Palmer 24-17-185, 4 TDs, INT.

BEARS - J. Clausen 23-14-121, INT; J. Cutler 9-8-120, TD, INT.

PUNT RETURNS

CARDINALS - P. Peterson 1-6; J. Nelson 1-0.

BEARS - M. Mariani 3-86.

KICKOFF RETURNS

CARDINALS - D. Johnson 1-108, TD; K. Williams 1-9.

BEARS - M. Mariani 3-86.

INTERCEPTIONS


CARDINALS - T. Jefferson 1-26, TD; P. Peterson 1-1.

BEARS - J. Allen 1-2.

SACKS

CARDINALS - J. Mauro 1-5; M. Golden 0.5-5; K. Martin 0.5-5.

BEARS - None.



Game 3

Seahawks 26, Bears 0

CenturyLink Field (69,002)

Sunday, September 27, 2015

CHICAGO	0	0	0	0	0
SEATTLE	3	3	14	6	26

SEAHAWKS – S. Hauschka 31 FG (4-6, 1:29). **SEAHAWKS** – S. Hauschka 21 FG (12-77, 2:37). **SEAHAWKS** – T. Lockett 105 kickoff return (S. Hauschka kick) (0-0, 0:12). **SEAHAWKS** – J. Graham 30 pass from R. Wilson (S. Hauschka kick) (7-85, 3:53). **SEAHAWKS** – S. Hauschka 45 FG (8-62, 3:24). **SEAHAWKS** – S. Hauschka 48 FG (12-50, 6:09).

	Bears	Seahawks
First downs	7	17
Total net yards	146	371
Rushes-yards	27-98	29-159
Att-comp-net	17-9-48	30-20-212
Times thrown-yds lost	2-15	4-23
Int-Total TDs	0-0	0-2
Punts - avg	10-47.7	4-41.5
Penalties-yards	6-40	5-41
Fumbles-lost	0-0	0-0
Time of possession	27:24	32:36

RUSHING

BEARS – M. Forte 20-74; J. Clausen 3-13; J. Rodgers 4-11.
SEAHAWKS – T. Rawls 16-104; R. Wilson 6-28; M. Lynch 5-14; F. Jackson 2-13.

RECEIVING

BEARS – M. Bennett 4-15; E. Royal 3-17; Z. Miller 1-21; J. Rodgers 1-10.
SEAHAWKS – J. Graham 7-83, TD; J. Kearse 6-76; D. Baldwin 3-35; F. Jackson 2-9; R. Lockette 1-23; M. Lynch 1-9.

PASSING

BEARS – J. Clausen 17-9-63.
SEAHAWKS – R. Wilson 30-20-235, TD.

PUNT RETURNS

BEARS – None.
SEAHAWKS – T. Lockett 3-9; R. Sherman 1-64.

KICKOFF RETURNS


BEARS – M. Mariani 1-27.
SEAHAWKS – T. Lockett 1-105, TD.

INTERCEPTIONS

BEARS – None.
SEAHAWKS – None.

SACKS

BEARS – P. McPhee 2-15; J. Jenkins 2-8.
SEAHAWKS – C. Avril 1-6; B. Irvin 0.5-4.5; B. Wagner 0.5-4.5.



Game 4

Bears 22, Raiders 20

Soldier Field (62,409)

Sunday, October 4, 2015

OAKLAND	0	14	3	3	20
CHICAGO	6	10	0	6	22

BEARS – E. Royal 7 pass from J. Cutler (kick blocked) (8-80, 4:03). **RAIDERS** – A. Cooper 26 pass from D. Carr (S. Janikowski kick) (7-51, 3:38). **RAIDERS** – R. Helu 4 pass from D. Carr (S. Janikowski kick) (3-25, 1:05). **BEARS** – M. Bennett 5 pass from J. Cutler (R. Gould kick) (7-80, 3:42). **BEARS** – R. Gould 19 FG (6-14, 1:52). **RAIDERS** – S. Janikowski 29 FG (7-35, 2:28). **BEARS** – R. Gould 54 FG (10-54, 5:01). **RAIDERS** – S. Janikowski 41 FG (11-68, 4:36). **BEARS** – R. Gould 49 FG (12-48, 2:03).

	Raiders	Bears
First downs	16	23
Total net yards	243	371
Rushes-yards	22-70	29-98
Att-comp-net	33-20-173	43-28-273
Times thrown-yds lost	2-23	3-8
Int-Total TDs	1-2	1-2
Punts - avg	5-48.4	3-45.3
Penalties-yards	5-47	7-48
Fumbles-lost	1-1	3-2
Time of possession	26:38	33:22

RUSHING

RAIDERS – L. Murray 15-49; R. Helu 5-22; J. Olawale 1-(-1); D. Carr 1-0.
BEARS – M. Forte 25-91; J. Langford 1-4; J. Rodgers 2-3; J. Cutler 1-0.

RECEIVING

RAIDERS – M. Crabtree 5-80; A. Cooper 4-49, TD; L. Murray 3-12; M. Reece 2-16; L. Smith 2-14; R. Helu 2-13; M. Rivera 2-12.
BEARS – M. Bennett 11-83, TD; E. Royal 7-54, TD; M. Wilson 6-80; M. Forte 4-64.

PASSING

RAIDERS – D. Carr 33-20-196, 2 TDs, INT.
BEARS – J. Cutler 43-28-281, 2 TDs, INT.

PUNT RETURNS

RAIDERS – T. Carrie 2-22; A. Cooper 1-7.
BEARS – M. Mariani 2-17.

KICKOFF RETURNS

RAIDERS – R. Helu 3-58.
BEARS – M. Mariani 1-21.

INTERCEPTIONS

RAIDERS – C. Woodson 1-11.
BEARS – P. McPhee 1-13.

SACKS

RAIDERS – A. Smith 1-5; J. Tuck 1-2; K. Mack 1-1.
BEARS – E. Goldman 1-15; J. Jenkins 1-8.



CHICAGO BEARS 2015 GAME SUMMARIES



Game 5 Bears 18, Chiefs 17 Arrowhead Stadium (75,799) Sunday, October 11, 2015

CHICAGO	3	0	3	12	18
KANSAS CITY	7	10	0	0	17

CHIEFS - R. Wilson fumble recovery in end zone (C. Stanos kick). **BEARS** - R. Gould 44 FG (14-54, 7:20). **CHIEFS** - D. Thomas 19 pass from A. Smith (C. Stanos kick) (7-54, 3:28). **CHIEFS** - C. Stanos 35 FG (11-57, 3:00). **BEARS** - R. Gould 30 FG (11-73, 5:13). **BEARS** - M. Wilson 22 pass from J. Cutler (pass failed) (11-88, 4:46). **BEARS** - M. Forte 7 pass from J. Cutler (pass failed) (8-67, 1:46).

	Bears	Chiefs
First downs	21	16
Total net yards	328	287
Rushes-yards	26-87	25-117
Att-comp-net	45-26-241	30-16-170
Times thrown-yds lost	2-11	3-11
Int-Total TDs	0-2	0-2
Punts - avg	5-47.0	7-47.3
Penalties-yards	6-49	3-49
Fumbles-lost	2-1	0-0
Time of possession	33:37	26:23

RUSHING

BEARS - M. Forte 18-71; J. Cutler 4-15; J. Rodgers 2-3; J. Langford 2-(-2).
CHIEFS - J. Charles 12-58; C. West 7-31; A. Smith 3-21; D. Thomas 1-5; K. Davis 2-2.

RECEIVING

BEARS - M. Wilson 6-85, TD; J. Bellamy 6-31; M. Forte 5-38, TD; C. Meredith 4-52; M. Bennett 4-32; J. Langford 1-14.
CHIEFS - J. Maclin 8-85; T. Kelce 3-35; D. Thomas 2-24, TD; J. Charles 1-26; C. Conley 1-6; C. West 1-5.

PASSING

BEARS - J. Cutler 45-26-252, 2 TDs.
CHIEFS - A. Smith 30-16-181, TD.

PUNT RETURNS

BEARS - M. Mariani 3-20.
CHIEFS - D. Thomas 3-17.

KICKOFF RETURNS

BEARS - None.
CHIEFS - D. Thomas 1-19; A. Sherman 1-11.

INTERCEPTIONS

BEARS - None.
CHIEFS - None.

SACKS

BEARS - W. Young 1-8; P. McPhee 1-2; L. Houston 1-1.
CHIEFS - J. Howard 1-8; A. Bailey 1-3.



Game 6 Lions 37, Bears 34 ot Ford Field (57,648) Sunday, October 18, 2015

CHICAGO	3	10	3	18	0	34
DETROIT	7	14	3	10	3	37

LIONS - L. Moore 20 pass from M. Stafford (M. Prater kick) (10-80, 5:31). **BEARS** - R. Gould 27 FG (10-71, 4:41). **BEARS** - J. Langford 1 run (R. Gould kick) (10-67, 4:51). **LIONS** - T. Wright 8 pass from M. Stafford (M. Prater kick) (6-79, 3:31). **BEARS** - R. Gould 23 FG (10-72, 4:27). **LIONS** - G. Tate 2 pass from M. Stafford (M. Prater kick) (12-85, 3:57). **BEARS** - R. Gould 38 FG (4--1, 1:30). **LIONS** - M. Prater 39 FG (6-59, 4:07). **BEARS** - A. Jeffery 11 pass from J. Cutler (R. Gould kick) (3-21, 1:31). **BEARS** - M. Forte 2 run (J. Cutler-M. Forte pass) (7-24, 3:09). **LIONS** - M. Prater 32 FG (13-67, 5:04). **LIONS** - C. Johnson 6 pass from M. Stafford (M. Prater kick) (5-66, 2:02). **BEARS** - R. Gould 29 FG (3-69, 0:21). **LIONS** - M. Prater 27 FG (8-77, 3:54).

	Bears	Lions
First downs	24	26
Total net yards	444	546
Rushes-yards	31-91	32-155
Att-comp-net	41-26-353	42-27-391
Times thrown-yds lost	1-0	2-14
Int-Total TDs	1-3	1-4
Punts - avg	5-44.4	3-55.3
Penalties-yards	9-76	10-98
Fumbles-lost	0-0	3-2
Time of possession	33:34	38:57

RUSHING

BEARS - M. Forte 24-69, TD; J. Cutler 2-12; J. Langford 5-10, TD.
LIONS - A. Abdullah 14-48; M. Stafford 6-37; I. Abdul-Quddus 1-30; T. Riddick 7-28; Z. Zenner 3-15; T. Jones 1-(-3).

RECEIVING

BEARS - A. Jeffery 8-147, TD; M. Bennett 6-59; E. Royal 5-49; M. Forte 3-20; M. Wilson 2-54; J. Langford 1-17; C. Meredith 1-7.
LIONS - C. Johnson 6-166, TD; G. Tate 6-40, TD; L. Moore 5-106, TD; T. Riddick 3-50; A. Abdullah 3-21; T. Wright 3-17, TD; C. Fuller 1-5.

PASSING

BEARS - J. Cutler 41-26-353, TD, INT.
LIONS - M. Stafford 42-27-405, 4 TDs, INT.

PUNT RETURNS

BEARS - M. Mariani 4-27.
LIONS - T. Jones 1-0; C. Fuller 1-0; G. Tate 1-0.

KICKOFF RETURNS


BEARS - M. Mariani 2-50.
LIONS - T. Jones 2-47; A. Abdullah 1-22.

INTERCEPTIONS

BEARS - J. Anderson 1-0.
LIONS - R. Mathis 1-0.

SACKS

BEARS - P. McPhee 1-7; E. Goldman 0.5-3.5; J. Jenkins 0.5-3.5.
LIONS - B. Copeland 0.5-0; J. Wilson 0.5-0.



Game 7

Vikings 23, Bears 20

Soldier Field (62,311)

Sunday, November 1, 2015

MINNESOTA	7	3	0	13	23
CHICAGO	3	7	3	7	20

BEARS - R. Gould 55 FG (6-17, 3:07). **VIKINGS** - M. Sherels 65 punt return (B. Walsh kick). **VIKINGS** - B. Walsh 43 FG (12-51, 6:46). **BEARS** - A. Jeffery 21 pass from J. Cutler (R. Gould kick) (3-34, 0:19). **BEARS** - R. Gould 33 FG (12-68, 6:32). **VIKINGS** - B. Walsh 48 FG (9-29, 3:23). **BEARS** - J. Cutler 4 run (R. Gould kick) (14-74, 8:34). **VIKINGS** - S. Diggs 40 pass from T. Bridgewater (B. Walsh kick) (7-84, 3:06). **VIKINGS** - B. Walsh 36 FG (4-48, 1:00).

	Vikings	Bears
First downs	17	18
Total net yards	327	305
Rushes-yards	25-147	25-97
Att-comp-net	30-17-180	33-22-208
Times thrown-yds lost	1-7	1-3
Int-Total TDs	1-2	0-2
Punts - avg	4-33.5	5-44.2
Penalties-yards	4-35	4-38
Fumbles-lost	1-0	2-0
Time of possession	27:18	32:42

RUSHING

VIKINGS - A. Peterson 20-103; T. Bridgewater 2-21; J. McKinnon 2-18; M. Asiata 1-5.
BEARS - J. Langford 12-46; M. Forte 10-41; J. Cutler 2-11; E. Royal 1-(-1).

RECEIVING

VIKINGS - S. Diggs 6-95, TD; M. Asiata 3-6; K. Rudolph 2-22; M. Pruitt 2-15; A. Peterson 2-6; C. Johnson 1-35; J. Wright 1-8.
BEARS - A. Jeffery 10-116, TD; M. Forte 4-28; M. Bennett 3-32; E. Royal 3-2; M. Mariani 1-19; M. Wilson 1-14.

PASSING

VIKINGS - T. Bridgewater 30-17-187, TD, INT.
BEARS - J. Cutler 33-22-211, TD.

PUNT RETURNS

VIKINGS - M. Sherels 3-77, TD.
BEARS - M. Mariani 2-3.

KICKOFF RETURNS


VIKINGS - C. Patterson 2-43; M. Sherels 1-12.
BEARS - M. Mariani 3-78.

INTERCEPTIONS

VIKINGS - None.
BEARS - K. Fuller 1-15.

SACKS

VIKINGS - D. Hunter 1-3.
BEARS - P. McPhee 1-7.



Game 8

Bears 22, Chargers 19

Qualcomm Stadium (68,033)

Monday, November 9, 2015

CHICAGO	0	7	0	15	22
SAN DIEGO	7	9	0	3	19

CHARGERS - D. Woodhead 14 pass from P. Rivers (J. Lambo kick) (8-63, 4:42). **CHARGERS** - J. Verrett 68 INT return (kick failed). **BEARS** - M. Bennett 1 pass from J. Cutler (R. Gould kick) (7-80, 3:05). **CHARGERS** - J. Lambo 31 FG (11-81, 2:03). **BEARS** - J. Langford 1 run (R. Gould kick) (15-93, 8:16). **CHARGERS** - J. Lambo 22 FG (14-76, 6:09). **BEARS** - Z. Miller 25 pass from J. Cutler (J. Langford run) (10-80, 4:34).

	Bears	Chargers
First downs	25	19
Total net yards	446	339
Rushes-yards	29-109	19-77
Att-comp-net	40-27-337	42-26-262
Times thrown-yds lost	1-8	2-18
Int-Total TDs	1-3	0-2
Punts - avg	2-42.5	4-39.8
Penalties-yards	6-55	8-54
Fumbles-lost	1-1	1-1
Time of possession	33:35	26:25

RUSHING

BEARS - J. Langford 18-72, TD; K. Carey 7-28; A. Smith 1-11; J. Cutler 3-(-2).
CHARGERS - D. Woodhead 6-33; M. Gordon 11-31; D. Brown 2-13.

RECEIVING

BEARS - A. Jeffery 10-151; M. Bennett 8-57, TD; J. Langford 3-70; M. Mariani 2-23; Z. Miller 2-23, TD; M. Wilson 1-15; J. Bellamy 1-6.
CHARGERS - S. Johnson 7-68; D. Woodhead 6-78, TD; A. Gates 6-69; D. Inman 3-28; M. Gordon 3-25; J. Herndon 1-12.

PASSING

BEARS - J. Cutler 40-27-345, 2 TDs, INT.
CHARGERS - P. Rivers 42-26-280, TD.

PUNT RETURNS

BEARS - M. Mariani 2-22.
CHARGERS - None.

KICKOFF RETURNS

BEARS - M. Mariani 1-30; K. Carey 1-16.
CHARGERS - J. Herndon 1-24.

INTERCEPTIONS

BEARS - None.
CHARGERS - J. Verrett 1-68, TD.

SACKS

BEARS - L. Houston 2-18.
CHARGERS - M. Ingram 1-8.



CHICAGO BEARS 2015 GAME SUMMARIES

YEAR-IN-REVIEW



Game 9
Bears 37, Rams 13
Edward Jones Dome (58,653)
Sunday, November 15, 2015

CHICAGO	10	14	0	13	37
ST. LOUIS	10	0	3	0	13

RAMS - T. Gurley 6 run (G. Zuerlein kick) (7-80, 2:59). **BEARS** - Z. Miller 87 pass from J. Cutler (R. Gould kick) (2-86, 0:51). **RAMS** - G. Zuerlein 26 FG (4-9, 2:23). **BEARS** - R. Gould 35 FG (4-2, 0:52). **BEARS** - Z. Miller 2 pass from J. Cutler (R. Gould kick) (12-65, 7:06). **BEARS** - J. Langford 83 pass from J. Cutler (R. Gould kick) (2-86, 0:52). **RAMS** - G. Zuerlein 38 FG (10-63, 4:16). **BEARS** - R. Gould 37 FG (12-61, 6:17). **BEARS** - R. Gould 36 FG (4-5, 2:10). **BEARS** - J. Langford 6 run (R. Gould kick) (5-24, 1:43).

	Bears	Rams
First downs	17	12
Total net yards	397	285
Rushes-yards	37-153	21-94
Att-comp-net	24-19-244	37-17-191
Times thrown-yds lost	2-14	1-9
Int-Total TDs	0-4	1-1
Punts - avg	4-46.8	6-49.3
Penalties-yards	4-44	8-57
Fumbles-lost	2-2	1-1
Time of possession	34:22	25:38

RUSHING

BEARS - J. Langford 20-73, TD; K. Carey 14-56; J. Cutler 3-24.
RAMS - T. Gurley 12-45, TD; T. Mason 6-31; T. Austin 3-18.

RECEIVING

BEARS - J. Langford 7-109, TD; Z. Miller 5-107, 2 TDs; A. Jeffery 3-23; M. Bennett 3-18; M. Wilson 1-1.
RAMS - T. Gurley 3-44; W. Welker 3-32; J. Cook 2-35; B. Marquez 2-19; T. Austin 2-5; B. Quick 1-37; T. Mason 1-16; K. Britt 1-6; L. Kendricks 1-4; B. Cunningham 1-2.

PASSING

BEARS - J. Cuter 24-19-258, 3 TDs.
RAMS - N. Foles 36-17-200, INT; J. Hekker 1-0-0.

PUNT RETURNS

BEARS - M. Mariani 3-9.
RAMS - T. Austin 3-16.

KICKOFF RETURNS

BEARS - M. Mariani 2-31.
RAMS - B. Cunningham 1-27.

INTERCEPTIONS

BEARS - W. Young 1-39.
RAMS - None.

SACKS

BEARS - L. Houston 1-9.
RAMS - A. Donald 1.5-9.5; W. Hayes 0.5-4.5.



Game 10
Broncos 17, Bears 15
Soldier Field (62,483)
Sunday, November 22, 2015

DENVER	7	3	0	7	17
CHICAGO	0	6	3	6	15

BRONCOS - D. Thomas 48 pass from B. Osweiler (B. McManus kick) (4-74, 1:34). **BEARS** - R. Gould 46 FG (10-58, 4:16). **BEARS** - R. Gould 37 FG (7-50, 2:57). **BRONCOS** - B. McManus 24 FG (13-82, 3:40). **BEARS** - R. Gould 37 FG (8-79, 3:33). **BRONCOS** - C. Latimer 10 pass from B. Osweiler (B. McManus kick) (10-71, 4:07). **BEARS** - J. Langford 2 run (run failed) (6-65, 1:25).

	Broncos	Bears
First downs	21	19
Total net yards	389	347
Rushes-yards	36-170	25-86
Att-comp-net	27-20-219	32-18-261
Times thrown-yds lost	5-31	2-4
Int-Total TDs	0-2	1-1
Punts - avg	7-39.6	4-34.3
Penalties-yards	8-118	0-0
Fumbles-lost	0-0	1-1
Time of possession	33:13	26:47

RUSHING

BRONCOS - R. Hillman 21-102; C. Anderson 12-59; C. Latimer 1-5; B. Osweiler 2-4.
BEARS - K. Carey 9-32; J. Cutler 3-29; J. Langford 13-25, TD.

RECEIVING

BRONCOS - V. Davis 6-68; O. Daniels 4-69; D. Thomas 3-59, TD; C. Latimer 2-22, TD; C. Anderson 2-13; V. Green 1-9; J. Norwood 1-8; R. Hillman 1-2.
BEARS - M. Wilson 4-102; J. Bellamy 4-57; Z. Miller 3-47; J. Langford 3-17; M. Bennett 2-26; M. Mariani 1-10; C. Meredith 1-6.

PASSING

BRONCOS - B. Osweiler 27-20-250, 2 TDs.
BEARS - J. Cutler 32-18-265, INT.

PUNT RETURNS

BRONCOS - None.
BEARS - M. Mariani 1-4.

KICKOFF RETURNS

BRONCOS - O. Bolden 3-45.
BEARS - D. Thompson 2-54.

INTERCEPTIONS

BRONCOS - D. Trevathan 1-14.
BEARS - None.

SACKS

BRONCOS - V. Miller 1-2; D. Wolfe 1-2.
BEARS - W. Young 1-9; E. Goldman 1-8; A. Amos 1-7; B. Gaston 1-7; C. Prosinski 1-0.



Game 11
Bears 17, Packers 13
Lambeau Field (78,488)
Thursday, November 26, 2015

CHICAGO	0	14	0	3	17
GREEN BAY	7	6	0	0	13

PACKERS - E. Lacy 25 pass from A. Rodgers (M. Crosby kick) (5-49, 1:44). **BEARS** - Z. Miller 3 pass from J. Cutler (R. Gould kick) (9-34, 4:41). **PACKERS** - M. Crosby 22 FG (7-28, 4:05). **BEARS** - J. Langford 1 run (R. Gould kick) (7-58, 1:28). **PACKERS** - M. Crosby 50 FG (5-36, 0:30). **BEARS** - R. Gould 21 FG (15-83, 7:29).

	Bears	Packers
First downs	17	23
Total net yards	290	365
Rushes-yards	31-101	28-177
Att-comp-net	31-19-189	43-22-188
Times thrown-yds lost	1-11	2-14
Int-Total TDs	0-2	1-1
Punts - avg	8-40.4	5-35.6
Penalties-yards	12-95	3-38
Fumbles-lost	1-0	3-1
Time of possession	31:12	28:48

RUSHING

BEARS - J. Langford 12-48, TD; M. Forte 15-44; J. Cutler 4-9.
PACKERS - E. Lacy 17-105; J. Starks 7-39; A. Rodgers 4-33.

RECEIVING

BEARS - A. Jeffery 7-90; M. Wilson 4-44; M. Mariani 3-35; Z. Miller 2-10, TD; M. Forte 1-9; K. Lee 1-7; J. Langford 1-5.
PACKERS - R. Cobb 6-74; J. Starks 4-41; E. Lacy 4-34, TD; R. Rodgers 4-30; D. Adams 2-14; J. Perillo 2-9.

PASSING

BEARS - J. Cutler 31-19-200, TD.
PACKERS - A. Rodgers 43-22-202, TD, INT.

PUNT RETURNS

BEARS - M. Mariani 2-7.
PACKERS - R. Cobb 2-1.

KICKOFF RETURNS

BEARS - D. Thompson 1-37.
PACKERS - J. Janis 2-82; J. Kuhn 1-0.

INTERCEPTIONS

BEARS - T. Porter 1-2.
PACKERS - None.

SACKS

BEARS - L. Houston 1-10; W. Young 1-4.
PACKERS - Q. Rollins 1-11.



Game 12
49ers 26, Bears 20 at
Soldier Field (62,088)
Sunday, December 6, 2015

SAN FRANCISCO	6	7	0	7	6	26
CHICAGO	6	7	0	7	0	20

BEARS - R. Gould 40 FG (7-19, 3:25). **BEARS** - R. Gould 51 FG (6-20, 2:52). **49ERS** - J. Ward 29 interception return (kick blocked). **BEARS** - M. Forte 5 run (R. Gould kick) (8-80, 4:12). **49ERS** - S. Draughn 1 run (P. Dawson kick) (16-81, 6:44). **BEARS** - K. Carey 4 run (R. Gould kick) (6-83, 3:53). **49ERS** - B. Gabbert 44 run (P. Dawson kick) (6-64, 1:50). **49ERS** - T. Smith 71 pass from B. Gabbert (1-71, 0:11) (1-71, 0:11).

	49ers	Bears
First downs	13	20
Total net yards	291	364
Rushes-yards	23-121	42-170
Att-comp-net	32-18-170	31-18-194
Times thrown-yds lost	4-26	1-8
Int-Total TDs	0-4	1-2
Punts - avg	9-48.1	6-42.8
Penalties-yards	6-50	8-72
Fumbles-lost	0-0	1-0
Time of possession	24:46	37:24

RUSHING

49ERS - B. Gabbert 6-75, TD; S. Draughn 13-36, TD; T. Cadet 3-6; B. Miller 1-4.
BEARS - M. Forte 21-84, TD; J. Langford 12-59; K. Carey 5-17, TD; J. Cutler 4-10.

RECEIVING

49ERS - S. Draughn 5-50; A. Boldin 5-37; T. Smith 2-76, TD; V. McDonald 2-18; T. Cadet 1-6; B. Bell 1-5; B. Miller 1-4; B. Ellington 1-0.
BEARS - M. Forte 5-39; A. Jeffery 4-85; M. Bennett 3-14; M. Mariani 2-33; J. Langford 2-9; J. Bellamy 1-16; Z. Miller 1-6.

PASSING

49ERS - B. Gabbert 32-18-196, TD.
BEARS - J. Cutler 31-18-202, INT.

PUNT RETURNS

49ERS - B. Ellington 3-0.
BEARS - M. Mariani 5-38; B. Callahan 1-34.

KICKOFF RETURNS

49ERS - B. Ellington 4-98; Q. Patton 1-18.
BEARS - D. Thompson 2-92.

INTERCEPTIONS

49ERS - J. Ward 1-29, TD.
BEARS - None.

SACKS

49ERS - J. Tartt 1-8.
BEARS - E. Goldman 2-14; W. Young 1.5-9; J. Jenkins 0.5-3.



CHICAGO BEARS 2015 GAME SUMMARIES



Game 13 Redskins 24, Bears 21 Soldier Field (61,026) Sunday, December 13, 2015

WASHINGTON	7	7	7	3	24
CHICAGO	0	7	14	0	21

REDSKINS – A. Morris 1 run (D. Hopkins kick) (15-80, 8:30). **REDSKINS** – K. Cousins 3 run (D. Hopkins kick) (8-93, 3:18). **BEARS** – A. Jeffery 20 pass from J. Cutler (R. Gould kick) (5-58, 0:52). **REDSKINS** – J. Reed 5 pass from K. Cousins (D. Hopkins kick) (10-62, 5:35). **BEARS** – Z. Miller 9 pass from J. Cutler (R. Gould kick) (10-80, 4:18). **BEARS** – M. Forte 7 run (R. Gould kick) (3-21, 1:18). **REDSKINS** – D. Hopkins 47 FG (7-51, 2:17).

	Redskins	Bears
First downs	24	20
Total net yards	374	377
Rushes-yards	33-99	22-87
Att-comp-net	31-24-275	31-19-290
Times thrown-yds lost	3-25	3-25
Int-Total TDs	1-3	0-3
Punts - avg	4-43.0	5-45.6
Penalties-yards	8-63	7-79
Fumbles-lost	1-0	1-1
Time of possession	34:22	25:38

RUSHING

REDSKINS – M. Jones 18-62; A. Morris 11-24, TD; K. Cousins 4-13, TD.
BEARS – M. Forte 10-45, TD; J. Langford 11-37; J. Cutler 1-5.

RECEIVING

REDSKINS – J. Reed 9-120, TD; P. Garcon 5-52; D. Jackson 2-43; R. Ross 2-27; M. Jones 2-24; J. Crowder 1-13; P. Thomas 1-12; D. Carrier 1-7; D. Young 1-2.
BEARS – A. Jeffery 6-107, TD; Z. Miller 5-85, TD; J. Langford 3-27; M. Mariani 2-37; D. Thompson 1-36; E. Royal 1-15; M. Forte 1-8.

PASSING

REDSKINS – K. Cousins 31-24-300, TD, INT.
BEARS – J. Cutler 31-19-315, 2 TDs.

PUNT RETURNS

REDSKINS – J. Crowder 2-7.
BEARS – E. Royal 1-16.

KICKOFF RETURNS

REDSKINS – R. Ross 2-44.
BEARS – K. Carey 1-22; D. Thompson 1-16.

INTERCEPTIONS

REDSKINS – None.
BEARS – K. Fuller 1-9.

SACKS

REDSKINS – T. Murphy 1-10; R. Kerrigan 1-8; T. Knighton 1-7.
BEARS – W. Young 1-10; L. Houston 1-9; M. Unrein 1-6.



Game 14 Vikings 38, Bears 17 TCF Bank Stadium (52,421) Sunday, December 20, 2015

CHICAGO	0	7	3	7	17
MINNESOTA	7	10	7	14	38

VIKINGS – S. Diggs 15 pass from T. Bridgewater (B. Walsh kick) (13-93, 6:22). **VIKINGS** – B. Walsh 53 FG (8-36, 4:16). **BEARS** – A. Jeffery 10 pass from J. Cutler (R. Gould kick) (6-52, 2:25). **VIKINGS** – J. McKinnon 17 pass from T. Bridgewater (B. Walsh kick) (8-80, 5:14). **VIKINGS** – S. Diggs 33 pass from T. Bridgewater (B. Walsh kick) (6-55, 3:10). **BEARS** – R. Gould 51 FG (15-47, 6:17). **VIKINGS** – T. Bridgewater 12 run (B. Walsh kick) (3-13, 1:10). **BEARS** – M. Forte 4 pass from J. Cutler (R. Gould kick) (9-65, 3:32). **VIKINGS** – Z. Line 4 pass from T. Bridgewater (B. Walsh kick) (8-43, 3:23).

	Bears	Vikings
First downs	21	20
Total net yards	293	350
Rushes-yards	20-94	36-129
Att-comp-net	37-26-199	20-17-221
Times thrown-yds lost	5-32	1-10
Int-Total TDs	1-2	0-5
Punts - avg	4-40.3	3-43.0
Penalties-yards	6-39	4-45
Fumbles-lost	1-1	1-0
Time of possession	27:50	32:10

RUSHING

BEARS – M. Forte 18-47; J. Langford 11-46; J. Cutler 1-1.
VIKINGS – A. Peterson 18-63; M. Asiata 5-28; T. Bridgewater 4-17, TD; J. McKinnon 1-10; A. Thielen 1-8; Z. Line 1-3.

RECEIVING

BEARS – M. Forte 6-57, TD; Z. Miller 6-57; E. Royal 5-31; M. Mariani 3-31; K. Carey 2-18; J. Langford 1-11; A. Jeffery 1-10, TD; R. Housler 1-9; J. Bellamy 1-7.
VIKINGS – J. McKinnon 4-76, TD; S. Diggs 3-55, 2 TDs; M. Wallace 3-37; J. Wright 3-32; K. Rudolph 2-21; M. Asiata 1-6; Z. Line 1-4, TD.

PASSING

BEARS – J. Cutler 37-26-231, 2 TDs, INT.
VIKINGS – T. Bridgewater 20-17-231, 4 TDs.

PUNT RETURNS

BEARS – None.
VIKINGS – None.

KICKOFF RETURNS

BEARS – D. Thompson 5-153.
VIKINGS – S. Diggs 1-22.

INTERCEPTIONS

BEARS – None.
VIKINGS – J. Trattou 1-3.

SACKS

BEARS – W. Young 1-10.
VIKINGS – D. Hunter 1.5-13; T. Johnson 1-8; B. Robison 1-4; C. Greenway 1-3; S. Floyd 0.5-4.



Game 15
Bears 20, Buccaneers 14
Raymond James Stadium (63,734)
Sunday, December 27, 2015

CHICAGO	0	13	0	13	26
TAMPA BAY	7	0	7	7	21

BUCCANEERS - D. Martin 4 run (C. Barth kick) (1-4; 0:07). **BEARS** - K. Carey 1 run (R. Gould kick) (6-68, 3:14). **BEARS** - R. Gould 26 FG (12-47, 6:30). **BEARS** - R. Gould 27 FG (7-40, 1:40). **BUCCANEERS** - C. Sims 50 pass from J. Winston (C. Barth kick) (6-78; 3:36). **BEARS** - K. Carey 1 pass from J. Cutler (R. Gould kick) (5-23, 2:40). **BEARS** - R. Gould 50 FG (10-40, 4:18). **BEARS** - R. Gould 39 FG (10-37, 5:21). **BUCCANEERS** - A. Seferian-Jenkins 43 pass from J. Winston (C. Barth kick) (6-80; 1:06).

	Bears	Buccaneers
First downs	21	19
Total net yards	327	389
Rushes-yards	39-174	25-104
Att-comp-net	27-20-153	29-15-285
Times thrown-yds lost	1-3	1-10
Int-Total TDs	0-2	1-3
Punts - avg	5-35.4	4-43.3
Penalties-yards	3-25	4-47
Fumbles-lost	0-0	5-2
Time of possession	37:03	22:57

RUSHING

BEARS - J. Langford 19-83; M. Forte 11-54; J. Cutler 2-21; K. Carey 7-16, TD.

BUCCANEERS - D. Martin 17-49, TD; C. Sims 4-45; J. Winston 4-10.

RECEIVING

BEARS - Z. Miller 7-69; E. Royal 5-21; M. Forte 3-23; M. Mariani 2-32; J. Bellamy 2-10; K. Carey 1-1, TD.

BUCCANEERS - M. Evans 4-61; C. Sims 3-72, TD; A. Seferian-Jenkins 2-60, TD; C. Brate 1-46; R. Shepard 1-18; D. Dye 1-15; A. Humphries 1-10; L. Stocker 1-7; D. Martin 1-6.

PASSING

BEARS - J. Cutler 27-20-156, TD.

BUCCANEERS - J. Winston 29-15-295, 2 TDs, INT.

PUNT RETURNS

BEARS - M. Mariani 1-5.

BUCCANEERS - B. Rainey 2-3.

KICKOFF RETURNS

BEARS - None.

BUCCANEERS - D. Dye 1-19.

INTERCEPTIONS

BEARS - H. Jones-Quartey 1-23.

BUCCANEERS - None.

SACKS

BEARS - P. McPhee 1-10.

BUCCANEERS - G. McCoy 1-3.



Game 16
Lions 24, Bears 20
Soldier Field (61,177)
Sunday, January 3, 2016

DETROIT	7	3	7	7	24
CHICAGO	0	0	10	10	20

LIONS - T. Wright 9 pass from M. Stafford (M. Prater kick) (9-77, 4:46). **LIONS** - M. Prater 59 FG (3--2, 0:11). **BEARS** - R. Gould 49 FG (10-52, 5:57). **BEARS** - J. Bellamy 34 pass from J. Cutler (R. Gould kick) (3-41, 1:22). **LIONS** - C. Johnson 36 pass from M. Stafford (M. Prater kick) (8-72, 4:21). **BEARS** - M. Forte 23 pass from J. Cutler (R. Gould kick) (6-83, 2:47). **LIONS** - E. Ebron 1 pass from M. Stafford (M. Prater kick) (8-80, 4:34). **BEARS** - R. Gould 34 FG (7-37, 3:07).

	Lions	Bears
First downs	22	16
Total net yards	349	342
Rushes-yards	21-67	24-111
Att-comp-net	39-28-282	23-17-231
Times thrown-yds lost	4-16	5-14
Int-Total TDs	0-3	3-2
Punts - avg	3-47.7	2-51.0
Penalties-yards	4-21	1-15
Fumbles-lost	0-0	0-0
Time of possession	32:30	27:30

RUSHING

LIONS - A. Abdullah 10-44; M. Stafford 6-10; J. Bell 3-9; T. Riddick 2-4

BEARS - M. Forte 17-76; J. Langford 5-14; J. Cutler 1-11; K. Carey 1-10.

RECEIVING

LIONS - C. Johnson 10-137, TD; E. Ebron 5-25, TD; G. Tate 4-34; T. Riddick 4-29; J. Bell 2-49; T. Wright 1-9, TD; M. Burton 1-8; A. Abdullah 1-7.

BEARS - M. Mariani 6-80; J. Bellamy 3-49, TD; M. Forte 3-34, TD; C. Meredith 2-19; R. Housler 2-18; D. Thompson 1-45.

PASSING

LIONS - M. Stafford 39-28-298, 3 TDs.

BEARS - J. Cutler 23-17-245, 2 TDs, 3 INTs.

PUNT RETURNS

LIONS - None.

BEARS - M. Mariani 2-9.

KICKOFF RETURNS

LIONS - A. Abdullah 4-64.

BEARS - D. Thompson 3-57; M. Mariani 1-47; J. Bellamy 0-12.

INTERCEPTIONS

LIONS - T. Whitehead 1-26; G. Quin 1-21; J. Ihedigbo 1-0.

BEARS - None.

SACKS

LIONS - D. Taylor 1-5; E. Ansah 1-3; T. Whitehead 1-3; C. Wilson 1-3; H. Ngata 1-0.

BEARS - L. Houston 2-16; B. Callahan 1-0; G. Scruggs 1-0.



CHICAGO BEARS 2015 NFL STANDINGS

NATIONAL FOOTBALL CONFERENCE

North Division

	W	L	T	Pct.	PF	PA
Minnesota-z	11	5	0	.688	365	302
Green Bay-y	10	6	0	.625	368	323
Detroit	7	9	0	.438	358	400
CHICAGO	6	10	0	.375	335	397

East Division

Washington-z	9	7	0	.563	388	379
Philadelphia	7	9	0	.438	377	430
N.Y. Giants	6	10	0	.375	420	442
Dallas	4	12	0	.250	275	374

South Division

Carolina-z	15	1	0	.938	500	308
Atlanta	8	8	0	.500	339	345
New Orleans	7	9	0	.438	408	476
Tampa Bay	6	10	0	.375	342	417

West Division

Arizona-z	13	3	0	.813	489	313
Seattle-y	10	6	0	.625	423	277
St. Louis	7	9	0	.438	280	330
San Francisco	5	11	0	.313	238	387

z-Division Winner

AMERICAN FOOTBALL CONFERENCE

North Division

	W	L	T	Pct.	PF	PA
Cincinnati-z	12	4	0	.750	419	279
Pittsburgh-y	10	6	0	.625	423	319
Baltimore	5	11	0	.313	328	401
Cleveland	3	13	0	.188	278	432

East Division

New England-z	12	4	0	.750	465	315
N.Y. Jets	10	6	0	.625	387	314
Buffalo	8	8	0	.500	379	359
Miami	6	10	0	.375	310	389

South Division

Houston-z	9	7	0	.563	339	313
Indianapolis	8	8	0	.500	333	408
Jacksonville	5	11	0	.313	376	448
Tennessee	3	13	0	.188	299	423

West Division

Denver-z	12	4	0	.750	355	296
Kansas City-y	11	5	0	.668	405	287
Oakland	7	9	0	.438	359	399
San Diego	4	12	0	.250	320	398

y-Wild Card qualifier for playoffs

2015 NFL POST-SEASON

Home team in CAPS

NFC Wild Card Playoff Games

Seattle 10, MINNESOTA 9
Green Bay 35, WASHINGTON 18

NFC Divisional Playoff Games

CAROLINA 31, Seattle 24
ARIZONA 26, Green Bay 20

NFC Championship Game

CAROLINA 49, Arizona 15

AFC Wild Card Playoff Games

Kansas City 30, HOUSTON 0
Pittsburgh 18, CINCINNATI 16

AFC Divisional Playoff Games

NEW ENGLAND 27, Kansas City 20
DENVER 23, Pittsburgh 16

AFC Championship Game

DENVER 20, New England 18

PRO BOWL at Aloha Stadium, Honolulu, Hawaii

Team Irvin 49, Team Rice (Kyle Long) 27

SUPER BOWL 50 at Levi's Stadium, Santa Clara, California

Denver Broncos (AFC) 24, Carolina Panthers (NFC) 10

- Denver wins tie break over New England and Cincinnati based on head-to-head sweep.
- New England wins tie break over Cincinnati based on best win percentage in common games.
- Pittsburgh wins tie break over New York Jets based on best win percentage in common games.
- Buffalo wins tie break over Indianapolis based on head-to-head win percentage.
- Jacksonville wins tie break over Baltimore based on head-to-head win percentage.
- Cleveland wins tie break over Tennessee based on head-to-head win percentage.
- Green Bay wins tie break over Seattle based on head-to-head win percentage.
- St. Louis wins tie break over Detroit based on head-to-head win percentage. Wins tie break over New Orleans and Philadelphia based on best win percentage in conference games.
- Detroit wins tie break over New Orleans and Philadelphia based on head-to-head sweep.
- Philadelphia wins tie break over New Orleans based on head-to-head win percentage.
- New York Giants wins tie break over Chicago based on best win percentage in conference games. Wins tie break over Tampa Bay based on head-to-head sweep.
- Chicago wins tie break over Tampa Bay based on head-to-head win percentage.



BEARS

RECORDS



TEAM

Won in Overtime:

- By BEARS — 11/17/2013 vs. Baltimore (23-20)
- By Opp. — 12/6/2015 vs. San Francisco (26-20)

Won in Regulation by Scoring Go-Ahead Points in the Last 2 Minutes

- By BEARS — 10/11/2015 at KC (18-17, M. Forte 7-yd TD pass from J. Cutler with :18 remaining)
- By Opp. — 11/1/2015 vs. MIN (23-20, B. Walsh 36-yd FG with 0:00 remaining)

Sent Game to Overtime by Scoring in the Last Two Minutes of Regulation

- By BEARS — 10/18/2014 at Detroit (R. Gould 29-yd FG with :00 remaining; DET won 37-34 in OT)
- By Opp. — 12/6/2015 vs. SF (B. Gabbert 44-yd run/P.Dawson kick with 1:42 remaining; SF won 26-20 in OT)

Shutout

- By BEARS — 11/18/2010 at Miami (16-0)
- By Opp. — 9/27/2015 at Seattle (26-0)

Did Not Allow Opponent to Score a Touchdown (non-shutout)

- By BEARS — 10/7/2012 at Jacksonville (held Jacksonville to 1 FG; 41-3 CHI)
- By Opp. — 12/28/2014 at Minnesota (held Chicago to 3 FGs; 13-9 MIN)

Won By 20-or-More Points

- By BEARS — 11/15/2015 at St. Louis (24 points; 37-13)
- By Opp. — 12/20/2015 at Minnesota (21 points; 38-17)

Won Game After Trailing by 20-or-More Points

- By BEARS — 10/16/2006 at Arizona (24-23 after trailing 20-0 and 23-3)
- By Opp. — 11/10/2002 vs. New England (33-30 after trailing 27-6)

Won After Trailing at End of the 1st Quarter

- By BEARS — 12/27/2015 at Tampa Bay (26-21 after trailing 7-0)
- By Opp. — 11/27/2014 at Detroit (34-17 after trailing 14-3)

Won After Trailing at Halftime

- By BEARS — 11/9/2015 at San Diego (22-19 after trailing 16-7)
- By Opp. — 9/13/2015 vs. Green Bay (31-23 after trailing 13-10)

Won After Trailing at End of the 3rd Quarter

- By BEARS — 12/27/2015 at Tampa Bay (26-21 after trailing 14-13)
- By Opp. — 11/1/2015 vs. Minnesota (23-20 after trailing 13-10)

Won After Trailing By 10-Plus Points in 4th Quarter

- By BEARS — 10/11/2015 at Kansas City (18-17 after trailing by 11, 17-6)
- By Opp. — 12/1/2013 at Minnesota (23-20 in OT after trailing by 10, 20-10)

* NFL Record

[†] Tied NFL Record

Regular season games only

Scored 20 or More Points in a Quarter

- By BEARS – 12/4/2014 vs. Dallas (21 in 4th quarter; 41-28 DAL)
 By Opp. – 12/4/2014 vs. Dallas (21 in 3rd quarter; 41-28 DAL)

Scored 30 or More Points in a Half

- By BEARS – 11/4/2012 at Tennessee (31 in 1st half; 51-20 CHI)
 By Opp. – 11/9/2014 at Green Bay (42 in 1st half; 55-14 GB)

Scored Touchdowns on Offense and Defense

- By BEARS – 9/22/2014 at N.Y. Jets (2 offense; 1 defense; 27-19 CHI)
 By Opp. – 12/6/2015 vs. San Francisco (3 offense; 1 defense; 26-20 SF, OT)

Scored Touchdowns on Offense, Defense and Special Teams

- By BEARS – 11/4/2012 at Tennessee (4 offense; 1 defense; 1 special teams; 51-20 CHI)
 By Opp. – 9/20/2015 vs. Arizona (5 offense; 1 defense; 1 special teams; 48-23 ARZ)

Won on Monday Night Football

- By BEARS – 11/9/2015 at San Diego (22-19 on ESPN's Monday Night Football)
 By Opp. – 12/15/2014 vs. New Orleans (31-15 on ESPN's Monday Night Football)

Won on Sunday Night Football

- By BEARS – 9/14/2014 at San Francisco (28-20 on NBC's Sunday Night Football)
 By Opp. – 11/9/2014 at Green Bay (55-14 on NBC's Sunday Night Football)

Won on Thursday Night Football

- By BEARS – 11/26/2015 at Green Bay (17-13 CHI on NBC's Thursday Night Football)
 By Opp. – 12/4/2014 vs. Dallas (41-28 on NFLN's Thursday Night Football)

No Turnovers

- By BEARS – 12/27/2015 at Tampa Bay (CHI 26-21)
 By Opp. – 1/3/2016 vs. Detroit (DET 24-20)

OFFENSE**Touchdown Scored on First Offensive Possession to Start Game**

- By BEARS – 11/15/2015 at St. Louis (Z. Miller 87-yd pass from J. Cutler; 37-13 CHI)
 By Opp. – 1/3/2016 vs. Detroit (T. Wright 9-yd pass from M. Stafford; 24-20 DET)

Touchdown Scored on First Offensive Possession of 2nd Half

- By BEARS – 12/21/2014 vs. Detroit (A. Jeffery 20-yd pass from J. Clausen; DET 20-14)
 By Opp. – 12/27/15 at Tampa Bay (C. Sims 50-yd pass from J. Winston; 26-21 CHI)

No Sacks Allowed

- By BEARS – 12/4/2014 vs. Dallas
 By Opp. – 9/20/2015 vs. Arizona

No Turnovers and No Sacks Allowed

- By BEARS – 10/10/2013 vs. N.Y. Giants
 By Opp. – 9/13/2015 vs. Green Bay



CHICAGO BEARS THE LAST TIME...

Successful Two-Point Conversion

- By BEARS – 11/9/2015 at San Diego (J. Langford run)
- By Opp. – 11/24/2013 at St. Louis (I. Pead pass from K. Clemens)

Failed Two-Point Conversion

- By BEARS – 11/22/2015 vs. Denver (run failed)
- By Opp. – 12/29/2013 vs. Green Bay (pass failed)

500-or-More Total Net Yards of Offense

- By BEARS – 10/7/2012 at Jacksonville (501; 214 rushing, 287 passing)
- By Opp. – 10/18/2015 at Detroit (546; 155 rushing, 391 passing)

400-or-More Total Net Yards of Offense

- By BEARS – 11/9/2015 at SD (446; 109 rushing, 337 passing)
- By Opp. – 10/18/2015 at Detroit (546; 155 rushing, 391 passing)

300-or-More Net Rushing Yards by Team

- By BEARS – 9/9/1984 vs. Denver (302 yds on 50 carries, 2 TDs)
- By Opp. – 10/14/2007 vs. Minnesota (311 yds on 43 carries, 3 TDs)

200-or-More Net Rushing Yards by Team

- By BEARS – 9/28/2014 vs. Green Bay (235 on 41 carries, 0 TDs)
- By Opp. – 12/22/2013 at Philadelphia (289 yards on 36 carries, 4 TDs)

Individual 200-Yard Rushing Game

- By BEARS – 10/2/2011 vs. Carolina (Matt Forte, 205 yds on 25 carries, TD)
- By Opp. – 12/1/2013 at Minnesota (Adrian Peterson, 211 yds on 35 carries, 0 TDs)

Individual 150-Yard Rushing Game

- By BEARS – 10/2/2011 vs. Carolina (Matt Forte, 205 yds on 25 carries, TD)
- By Opp. – 12/4/2014 vs. Dallas (DeMarco Murray, 179 yds on 32 carries, 1 TD)

Individual 100-Yard Rushing Game

- By BEARS – 9/13/2015 vs. Green Bay (Matt Forte, 141 yds on 24 carries, 1 TD)
- By Opp. – 11/26/2015 at Green Bay (Eddie Lacy, 105 yds on 17 carries, 0 TDs)

Two 100-Yard Rushers in the Same Game

- By BEARS – 11/10/1985 vs. Detroit (207 total; Walter Payton - 105, Matt Suhey - 102)
- By Opp. – 12/22/2013 at Philadelphia (248 total; LeSean McCoy - 133, Bryce Brown - 115)

Consecutive 100-Yard Rushing Games

- By BEARS – 12/9/2013 vs. DAL & 12/15/2013 at CLE (Matt Forte. 102 vs. DAL, 127 at CLE)
- By Opp. – 12/1/2013 at MIN & 12/9/2013 vs. DAL (A. Peterson, MIN - 211; D. Murray, DAL - 146)

Combined 200-Yards Rushing by Two Players (Non 200-Yard rusher, top 2 rushers)

- By BEARS – 10/10/2010 at Carolina (209 total; Matt Forte - 166 and Chester Taylor - 43)
- By Opp. – 12/22/2013 at Philadelphia (249 total; LeSean McCoy - 133, Bryce Brown - 115)

60 Team Rushing Attempts

- By BEARS — 11/8/1981 at Kansas City (61 for 201 yards, 0 TDs)
 By Opp. — Never

50 Team Rushing Attempts

- By BEARS — 9/25/1988 at Green Bay (51 for 252 yards, 3 TDs)
 By Opp. — 10/30/1988 at New England (54 for 185 yards, 0 TDs)

40 Team Rushing Attempts

- By BEARS — 12/6/2015 vs. San Francisco (42 for 170 yards, 2 TDs)
 By Opp. — 12/1/2013 at Minnesota (40 for 246 yards, 1 TD)

Individual 40 Rushing Attempts

- By BEARS — 11/20/1977 vs. Minnesota (Walter Payton, 40 for 275 yards, TD)
 By Opp. — Never

Individual 30 Rushing Attempts

- By BEARS — 12/23/2007 vs. Green Bay (Adrian Peterson, 30 for 102 yards, TD)
 By Opp. — 12/4/2014 vs. Dallas (DeMarco Murray, 32 for 179 yards, 1 TD)

Individual 20 Rushing Attempts

- By BEARS — 12/6/2015 vs. San Francisco (Matt Forte, 21 for 84 yards, 1 TD)
 By Opp. — 11/22/2015 vs. Denver (Ronnie Hillman, 21 for 102 yards, 0 TDs)

Rushing Play of 75-Plus Yards

- By BEARS — 11/27/1988 vs. Green Bay (Neal Anderson, 80-yard TD run)
 By Opp. — 11/4/2012 at Tennessee (Chris Johnson, 80-yard TD run)

Rushing Play of 50-Plus Yards

- By BEARS — 10/20/2013 at Washington (Matt Forte, 50-yard TD run)
 By Opp. — 12/22/2013 at Philadelphia (B. Brown, 65-yard TD run)

Rushing Play of 25-Plus Yards

- By BEARS — 11/15/2015 at St. Louis (Jay Cutler, 26-yard run)
 By Opp. — 12/27/2015 at Tampa Bay (Charles Sims, 29-yard run)

3-Plus Rushing Touchdowns by Team

- By BEARS — 10/20/2013 at Washington (3, M. Forte - 3)
 By Opp. — 12/22/2013 at Philadelphia (4, L. McCoy - 2, C. Polk - 1, B. Brown - 1)

3-Plus Rushing Touchdowns by Individual

- By BEARS — 10/20/2013 at Washington (Matt Forte, 3)
 By Opp. — 10/20/2013 at Washington (Roy Helu, 3)

2-Plus Rushing Touchdowns by Individual

- By BEARS — 11/23/2014 vs. Tampa Bay (Matt Forte, 23 for 89 yards, 2 TDs)
 By Opp. — 11/27/2014 at Detroit (Joique Bell, 23 for 91 yards, 2 TDs)



CHICAGO BEARS THE LAST TIME...

400 Gross Yards Passing by Team

- By BEARS — 11/14/1999 vs. Minnesota (422; 34 of 48, 3 TDs, 1 INT)
By Opp. — 10/18/2015 at Detroit (405; 27 of 42, 4 TDs, 1 INT)

300 Gross Yards Passing by Team

- By BEARS — 12/13/2015 vs. Washington (315; 19 of 31, 2 TDs, 0 INTs)
By Opp. — 12/13/2015 vs. Washington (300; 24 of 31, 1 TD, 1 INT)

400 Yards Passing by Individual

- By BEARS — 11/14/1999 vs. Minnesota (Jim Miller - 422; 34 of 48, 3 TDs, 1 INT)
By Opp. — 10/18/2015 at Detroit (Matthew Stafford - 405; 27 of 42, 4 TDs, 1 INT)

300 Yards Passing by Individual

- By BEARS — 12/13/2015 vs. Washington (Jay Cutler - 315; 19 of 31, 2 TDs, 0 INTs)
By Opp. — 12/13/2015 vs. Washington (Kirk Cousins - 300; 24 of 31, 1 TD, 1 INT)

Consecutive 300 Yards Passing by Individual

- By BEARS — 12/11/2013 at MIN & 12/9/2013 vs. DAL (Josh McCown 355 at MIN, 348 vs. DAL)
By Opp. — 11/23/14 vs. TB & 11/27/14 at DET (J. McCown 341 vs. TB, M. Stafford 390 at DET)

60-Plus Passing Attempts by Individual

- By BEARS — 11/16/1997 vs. NY Jets (Erik Kramer - 60; 32 of 60, 354 yards, 2 TDs, 3 INTs)
By Opp. — 11/13/2011 vs. Detroit (Matthew Stafford - 63; 33 of 63, 329 yards, 1 TD, 4 INTs)

50-Plus Passing Attempts by Individual

- By BEARS — 11/12/2009 at San Francisco (Jay Cutler - 52; 29 of 52, 307 yards, 0 TDs, 5 INTs)
By Opp. — 11/13/2011 vs. Detroit (Matthew Stafford - 63; 33 of 63, 329 yards, 1 TD, 4 INTs)

40-Plus Passing Attempts by Individual

- By BEARS — 11/9/2015 at San Diego (Jay Cutler - 40, 27 of 40, 345 yards, 2 TDs, 1 INT)
By Opp. — 11/26/2015 at Green Bay (Aaron Rodgers - 43; 22 of 43, 202 yards, 1 TD, 1 INT)

30-Plus Passing Completions by Individual

- By BEARS — 12/4/2014 vs. Dallas (Jay Cutler - 32; 32 of 46, 341 yards, 2 TDs, 1 INT)
By Opp. — 11/27/2014 at Detroit (Matthew Stafford - 34; 34 of 45, 390 yards, 2 TDs, 0 INTs)

25-Plus Passing Completions by Individual

- By BEARS — 12/20/2015 at Minnesota (Jay Cutler - 26, 26 of 37, 231 yards, 2 TDs, 1 INT)
By Opp. — 1/3/2016 vs. Detroit (Matthew Stafford - 28; 28 of 39, 298, 3 TDs, 0 INTs)

4-Or-More Passing Touchdowns by Individual

- By BEARS — 9/14/2014 at San Francisco (Jay Cutler - 4, 23 of 34, 176 yards, 4 TDs, 0 INTs)
By Opp. — 12/20/2015 at Minnesota (Teddy Bridgewater - 4; 17 of 20, 231 yards, 4 TDs, 0 INTs)

3-Or-More Passing Touchdowns by Individual

- By BEARS — 11/15/2015 at St. Louis (Jay Cutler - 3, 19 of 24, 258 yards, 3 TDs, 0 INTs)
By Opp. — 1/3/2016 vs. Detroit (Matthew Stafford - 3; 28 of 39, 405 yards, 3 TDs, 0 INTs)

10-Or-More Receptions by Individual

- By BEARS — 11/9/2015 at San Diego (Alshon Jeffery, 10 receptions, 151 yards, 0 TDs)
 By Opp. — 1/3/2016 vs. Detroit (Calvin Johnson, 10 receptions, 137 yards, 1 TD)

200-Plus Receiving Yards by Individual

- By BEARS — 12/1/2013 at Minnesota (Alshon Jeffery, 245 yards, 12 receptions, 2 TDs)
 By Opp. — 12/17/2000 at San Francisco (Terrell Owens, 283 yards, 20 receptions, 1 TD)

150-Plus Receiving Yards by Individual

- By BEARS — 11/9/2015 at San Diego (Alshon Jeffery, 151 yards, 10 receptions, 0 TDs)
 By Opp. — 11/9/2014 at Green Bay (Jordy Nelson, 152 yards, 6 receptions, 2 TDs)

100-Plus Receiving Yards by Individual

- By BEARS — 12/13/2015 vs. Washington (Alshon Jeffery, 107 yards, 6 receptions, 1 TD)
 By Opp. — 1/3/2016 vs. Detroit (Calvin Johnson, 137 yards, 10 receptions, 1 TD)

Two 100-Yard Receivers

- By BEARS — 11/15/2015 at St. Louis (Jeremy Langford 109 yards and Zach Miller 107 yards)
 By Opp. — 11/23/2014 vs. Tampa Bay (Vincent Jackson 117 yards and Louis Murphy 113 yards)

Three 100-Yard Receivers

- By BEARS — Never
 By Opp. — 12/26/1982 at L.A. Rams (George Farmer 183, Preston Dennard 122 & Wendell Tyler 102)

Consecutive 100 Yards Receiving by Individual

- By BEARS — 11/1/15 vs. MIN & 11/9/15 at SD (Alshon Jeffery 116 vs. MIN; 151 at SD)
 By Opp. — 11/23/14 vs. TB & 11/27 at DET (V. Jackson 117 L. Murphy 113 vs. TB; C. Johnson 146 at DET)

Pass Play of 80-Plus Yards

- By BEARS — 11/15/2015 at St. Louis (Jay Cutler to Jeremy Langford, 83 yards, TD)
 By Opp. — 11/30/2008 at Minnesota (Gus Frerotte to Bernard Berrian, 99 yards, TD)

Pass Play of 60-Plus Yards

- By BEARS — 11/15/2015 at St. Louis (Jay Cutler to Jeremy Langford, 83 yards, TD)
 By Opp. — 12/6/2015 vs. San Francisco (Blaine Gabbert to Torrey Smith, 71 yards, TD)

Pass Play of 40-Plus Yards

- By BEARS — 12/13/2015 vs. Washington (Jay Cutler to Alshon Jeffery, 50 yards)
 By Opp. — 12/27/2015 at Tampa Bay (Jameis Winston to Austin Seferian-Jenkins, 43 yards, TD)

Offensive Lineman Caught a Pass

- By BEARS — 12/1/2013 at Minnesota (Josh McCown to Kyle Long, -1 yard)
 By Opp. — 11/16/2003 vs. St. Louis (Marc Bulger to Adam Timmerman, -7 yards)

Quarterback Caught a Pass

- By Bears — 9/10/2006 at Green Bay (Rex Grossman from Thomas Jones, -4 yards)
 By Opp. — 12/16/2012 vs. Green Bay (Aaron Rodgers from Rodgers, -1 yard)



CHICAGO BEARS THE LAST TIME...

3-Plus Receiving Touchdowns by Team

- By BEARS — 11/15/2015 at St. Louis (3, Zach Miller - 2, Jeremy Langford - 1)
By Opp. — 1/3/2016 vs. Detroit (3, C. Johnson, E. Ebron and T. Wright - 1 each)

3-Plus Receiving Touchdowns by Individual

- By BEARS — 9/14/2014 at San Francisco (Brandon Marshall, 3)
By Opp. — 9/20/2015 vs. Arizona (Larry Fitzgerald, 3)

2-Plus Receiving Touchdowns by Individual

- By BEARS — 11/15/2015 at St. Louis (Zach Miller, 2)
By Opp. — 12/20/2015 at Minnesota (Stefon Diggs, 2)

Offensive Lineman Scored a Touchdown

- By BEARS — 12/25/2011 at Green Bay, Edwin Williams (fumble recovery in end zone)
By Opp. — 11/16/1969 at Atlanta, Mal Snider (48-yard kickoff return)

DEFENSE

Held Opponent Under 150 Total Net Yards

- By BEARS — 10/10/2010 at Carolina (147 total; 85 rushing & 62 passing)
By Opp. — 9/27/2015 at Seattle (146 total; 98 rushing & 48 passing)

Held Opponent Under 100 Total Net Yards

- By BEARS — 11/26/1978 vs. Tampa Bay (92 total; 99 rushing & -7 passing)
By Opp. — 12/27/1992 at Dallas (92 total; 28 rushing & 64 passing)

Held Opponent Under 50 Net Rushing Yards

- By BEARS — 10/12/2014 at Atlanta (42)
By Opp. — 12/4/2014 vs. Dallas (35)

Held Opponent Under 25 Net Rushing Yards

- By BEARS — 9/12/2010 vs. Detroit (20)
By Opp. — 11/27/2014 at Detroit (13)

Held Opponent Under 100 Net Passing Yards

- By BEARS — 12/9/2012 at Minnesota (77)
By Opp. — 9/27/2015 at Seattle (48)

Held Opponent Under 50 Net Passing Yards

- By BEARS — 11/13/2005 vs. San Francisco (28)
By Opp. — 9/27/2015 at Seattle (48)

Held Opponent Under 100 Gross Passing Yards

- By BEARS — 12/9/2012 at Minnesota (91)
By Opp. — 9/27/2015 at Seattle (63)

Held Opponent Under 50 Gross Passing Yards

- By BEARS — 11/13/2005 vs. San Francisco (28)
By Opp. — 12/3/2006 vs. Minnesota (34)

8-Plus Takeaways by Team

- By BEARS — 9/2/1984 vs. Tampa Bay (8; 6 INTs, 2 FRs; CHI 34-14)
 By Opp. — 10/11/1998 at Arizona (8; 4 INTs, 4 FRs; ARZ 20-7)

7-Plus Takeaways by Team

- By BEARS — 9/17/1995 at Tampa Bay (7; 4 INTs, 3 FRs; CHI 25-6)
 By Opp. — 10/11/1998 at Arizona (8; 4 INTs, 4 FRs; ARZ 20-7)

6-Plus Takeaways by Team

- By BEARS — 11/13/2011 vs. Detroit (6; 4 INTs, 2 FRs; CHI 37-13)
 By Opp. — 10/24/2010 vs. Washington (6; 4 INTs, 2 FRs; WAS 17-14)

5-Plus Interceptions by Team

- By BEARS — 10/01/2012 at Dallas (5; CHI 34-18)
 By Opp. — 11/12/2009 at San Francisco (5; SF 10-6)

4-Plus Interceptions by Team

- By BEARS — 10/01/2012 at Dallas (5; CHI 34-18)
 By Opp. — 9/13/2012 at Green Bay (4; GB 23-10)

2-Plus Interceptions by Individual

- By BEARS — 9/14/2014 at San Francisco (Kyle Fuller, 2)
 By Opp. — 12/15/2014 vs. New Orleans (Pierre Warren, 2)

2-Plus Opponent Fumble Recoveries by Individual

- By BEARS — 12/27/2015 at Tampa Bay (John Timu, 2)
 By Opp. — Unknown

Intercepted Pass Returned for a Touchdown

- By BEARS — 9/22/2014 at N.Y. Jets (Ryan Mundy, 45 yards)
 By Opp. — 12/6/2015 vs. San Francisco (Jimmie Ward, 29 yards)

Opponent Fumble Returned for a Touchdown

- By BEARS — 9/22/2013 at Pittsburgh (Julius Peppers, 42 yards)
 By Opp. — 10/11/2015 at Kansas City (Ramik Wilson, recovered in end zone)

Defensive Lineman Scored a Touchdown

- By BEARS — 11/17/2013 vs. Baltimore (David Bass, 24-yard interception return)
 By Opp. — 10/26/2014 at New England (Rob Ninkovich, 15-yard fumble return)

Linebacker Scored a Touchdown

- By BEARS — 11/4/2012 at Tennessee (Brian Urlacher, 46-yard INT return)
 By Opp. — 10/11/2015 at Kansas City (Ramik Wilson, fumble recovered in end zone)

Defensive Back Scored a Touchdown

- By BEARS — 9/22/2014 at N.Y. Jets (Ryan Mundy, 45-yard INT return)
 By Opp. — 12/6/2015 vs. San Francisco (Jimmie Ward, 29-yard INT return)



CHICAGO BEARS THE LAST TIME...

Safety

- By Bears — 10/16/2011 vs. Minnesota (Stephen Paea sacked Donovan McNabb in end zone)
- By Opp. — 12/22/2013 at Philadelphia (Matt Forte tackled in end zone by Cedric Thornton)

8-Plus Sacks by Team

- By BEARS — 11/20/2005 vs. Carolina (8; CHI 13-3)
- By Opp. — 10/3/2010 at N.Y. Giants (10; NYG 17-3)

7-Plus Sacks by Team

- By BEARS — 11/20/2005 vs. Carolina (8; CHI 13-3)
- By Opp. — 12/15/2014 vs. New Orleans (7; NO 31-15)

3-Plus Sacks by Individual

- By BEARS — 10/19/2014 vs. Miami (Jeremiah Ratliff, 3.5)
- By Opp. — 12/15/2014 vs. New Orleans (David Hawthorne, 3)

2-Plus Sacks by Individual

- By BEARS — 1/3/2016 vs. Detroit (Lamarr Houston, 2)
- By Opp. — 12/21/2014 vs. Detroit (Ndamukong Suh, 2)

SPECIAL TEAMS

Blocked Extra Point

- By BEARS — 12/6/2015 vs. San Francisco (Eddie Goldman, Phil Dawson was the kicker)
- By Opp. — 10/4/2015 vs. Oakland (Denico Autry, Robbie Gould was the kicker)

Blocked Field Goal

- By BEARS — 10/11/2015 at Kansas City (Pernell McPhee blocked Cairo Santos' 27-yard attempt)
- By Opp. — 12/23/2012 at Arizona (Adrian Wilson blocked Olindo Mare's 20-yard attempt)

Blocked Field Goal for TD

- By BEARS — 10/1/1978 vs. Oakland (Mike Spivey 71-yard return; blocked by Virgil Livers)
- By Opp. — 12/23/2012 at Arizona (Justin Bethel 82-yard return; blocked by Adrian Wilson)

Blocked Punt

- By BEARS — 11/4/2012 at Tennessee (Sherrick McManis blocked Brett Kern's punt)
- By Opp. — 12/27/2015 at Tampa Bay (Jeremiah George blocked Pat O'Donnell's punt)

Blocked Punt for TD

- By BEARS — 11/4/2012 at Tennessee (Corey Wootton 5-yard return; blocked by Sherrick McManis)
- By Opp. — 9/14/1987 vs. N.Y. Giants (Tom Flynn recovered in end zone; blocked by Eric Howard)

Fake Field Goal for TD

- By BEARS — 12/1/2002 at Green Bay (Brad Maynard 12-yard pass to Dustin Lyman)
- By Opp. — 9/13/2012 at Green Bay (Tim Masthay 27-yard pass to Tom Crabtree)

Missed Extra Point (kick not blocked)

- By BEARS — 12/11/2005 at Pittsburgh (Robbie Gould, wide left)
- By Opp. — 11/9/2015 at San Diego (Josh Lambo, wide left)

Missed Field Goal Returned

- By BEARS — 11/12/2006 at N.Y. Giants (Devin Hester, 108-yard TD)
- By Opp. — 11/8/2009 vs. Arizona (Antrel Rolle, 59 yards)

Muff Recovered for TD

- By BEARS — 10/19/2008 vs. Minnesota (Zackary Bowman, muffed punt recovered in end zone)
- By Opp. — Never

Punt Returned for TD

- By BEARS — 10/20/2013 at Washington (Devin Hester, 81 yards)
- By Opp. — 11/1/2015 vs. Minnesota (Marcus Sherels, 65 yards)

100 or More Punt Return Yards by Individual

- By BEARS — 11/13/2011 vs. Detroit (Devin Hester, 122 yards, TD on 3 returns)
- By Opp. — 12/21/1997 at Tampa Bay (Karl Williams, 116 yards, TD on 6 returns)

Kickoff Returned for TD

- By BEARS — 11/9/2014 at Green Bay (Chris Williams, 101 yards)
- By Opp. — 9/27/2015 at Seattle (Tyler Lockett, 105 yards)

150 or More Kickoff Return Yards by Individual

- By BEARS — 12/20/2015 at Minnesota (Deonte Thompson, 153 yards on 5 returns)
- By Opp. — 12/10/2010 at Minnesota (Lorenzo Booker, 187 yards on 8 returns)

Recovered Own Onside Kick

- By BEARS — 12/20/2015 at Minnesota (Sherrick McManis recovered Robbie Gould kick)
- By Opp. — 12/4/2013 at Green Bay (Jamari Lattimore recovered Mason Crosby kick)

5 Field Goals Made

- By BEARS — 10/20/1968 at Philadelphia (Mac Percival, 5 for 5)
- By Opp. — 10/28/2012 vs. Carolina (Justin Medlock, 5 for 5)

4 Field Goals Made

- By BEARS — 12/27/2015 at Tampa Bay (Robbie Gould, 4 of 4)
- By Opp. — 9/27/2015 at Seattle (Steven Hauschka, 4 for 4)

3 Field Goals Made

- By BEARS — 12/27/2015 at Tampa Bay (Robbie Gould, 4 of 4)
- By Opp. — 11/1/2015 vs. Minnesota (Blair Walsh, 3 for 3)

FG Made of 50-or-More Yards

- By BEARS — 12/27/2015 at Tampa Bay (Robbie Gould, 50 yards)
- By Opp. — 1/3/2016 vs. Detroit (Matt Prater, 59 yards)



SCORING

Points

- *144 Kevin Butler, 1985 (51 XPs, 31 FGs)
- 132 Gale Sayers, 1965 (22 TDs)
- 84 Paul Edinger, 2000 (21 XPs, 21 FGs)

Touchdowns

- *22 Gale Sayers, 1965
- 12 Matt Forté, 2008
- Mike Ditka, 1961
- Harlon Hill, 1954

Field Goals

- 31 Kevin Butler, 1985
- 21 Robbie Gould, 2005
- Paul Edinger, 2000

RUSHING

Attempts

- 316 Matt Forté, 2008
- 296 Rashaan Salaam, 1995
- 278 Anthony Thomas, 2001

Yards

- 1,238 Matt Forté, 2008
- 1,183 Anthony Thomas, 2001
- 1,074 Rashaan Salaam, 1995

Touchdowns

- 14 Gale Sayers, 1965
- 10 Rashaan Salaam, 1995
- 8 Matt Forté, 2008
- Hugh Gallarneau, 1941
- Beattie Feathers, 1934



Rashaan Salaam



Jim McMahon

PASSING

Attempts

- 368 Kyle Orton, 2005
- 235 Cade McNown, 1999
- 210 Jim McMahon, 1982

Completions

- 190 Kyle Orton, 2005
- 127 Cade McNown, 1999
- 120 Jim McMahon, 1982

Yards

- 1,869 Kyle Orton, 2005
- 1,501 Jim McMahon, 1982
- 1,465 Cade McNown, 1999

Touchdowns

- 9 Kyle Orton, 2005
- Jim McMahon, 1982
- 8 Cade McNown, 1999
- Zeke Bratkowski, 1954

Interceptions

- 17 Zeke Bratkowski, 1954
- 13 Kyle Orton, 2005
- 11 Bob Avellini, 1975

* NFL Record

† Tied NFL Record

RECEIVING

Receptions

- 63 Matt Forté, 2008
- 56 Mike Ditka, 1961
- 45 Johnny Knox, 2009
- Harlon Hill, 1954

Yards

- 1,124 Harlon Hill, 1954
- 1,076 Mike Ditka, 1961
- 836 Willie Gault, 1983

Touchdowns

- 12 Mike Ditka, 1961
- Harlon Hill, 1954
- 8 Willie Gault, 1983

SACKS

- 12.0 Mark Anderson, DE, 2006
- 9.0 Wally Chambers, DT, 1973#
- 8.0 Brian Urlacher, LB, 2000

All sack statistics prior to 1982 are unofficial.

INTERCEPTIONS

- 10 Mark Carrier, 1990
- 8 Johnny Lujack, 1948
- 7 Charlie Sumner, 1955

PUNTS

Punts

- 83 Dave Finzer, 1984
- 71 Pat O'Donnell, 2014
- 57 Fred Morrison, 1950



Brian Baschnagel

Mike Ditka



Average

- 44.8 George Gulyanics, 1947
- 43.8 Pat O'Donnell, 2014
- 43.3 Sid Luckman, 1939
- Fred Morrison, 1950

PUNT RETURNS

Returns

- *57 Lew Barnes, 1986
- 47 Devin Hester, 2006
- 43 Jeff Fisher, 1981

Yards

- 600 Devin Hester, 2006
- 509 Jeff Fisher, 1981
- 482 Lew Barnes, 1986

Touchdowns

- 3 Devin Hester, 2006
- 1 Four; Last: Johnny Bailey, 1990

KICKOFF RETURNS

Returns

- 32 Johnny Knox, 2009
- 29 Brian Baschnagel, 1976
- 27 Ike Hill, 1973

Yards

- 927 Johnny Knox, 2009
- 754 Brian Baschnagel, 1976
- 660 Gale Sayers, 1965

Touchdowns

- 2 Devin Hester, 2006
- 1 Four; Last: Johnny Knox, 2009



SERVICE

PLAYER

Pro Bowls (Years are when Pro Bowl was played)

- 10 Mike Singletary, 1984-93
- 9 Walter Payton, 1976; 78-81; 84-87
- 8 Brian Urlacher, 2001-04; 06-07; 11-12
- Dick Butkus, 1966-73
- Doug Atkins, 1958-64; 66
- Bill George, 1955-62

Seasons

- 16 Patrick Mannelly, 1998-2013
- 14 Doug Buffone, 1966-79
- Bill George, 1952-65
- 13 Brian Urlacher, 2000-12
- Olin Kreutz, 1998-2010
- Keith Van Horne, 1981-93
- Steve McMichael, 1981-93
- Walter Payton, 1975-87
- Jim Osborne, 1972-84
- Clyde (Bulldog) Turner, 1940-52
- George Trafton, 1920-32

Games

- 245 Patrick Mannelly, 1998-2013
- 191 Olin Kreutz, 1998-2010
- Steve McMichael, 1981-93

Starts

- 184 Walter Payton, 1975-87
- 183 Olin Kreutz, 1998-2010
- 180 Brian Urlacher, 2000-12

Consecutive games

- 191 Steve McMichael, 1981-93
- 186 Walter Payton, 1975-87
- 179 Mike Hartenstine, 1975-86

COACH

Seasons

- *40 George Halas, 1920-29, 1933-42, 1946-55, 1958-67
- 11 Mike Ditka, 1982-92
- 9 Lovie Smith, 2004-12

Consecutive seasons

- 11 Mike Ditka, 1982-92
- 10 George Halas, 1958-67
- George Halas, 1946-55
- George Halas, 1933-42
- George Halas, 1920-29
- 9 Lovie Smith, 2004-12

SCORING

POINTS

Lifetime

- 1,207 Robbie Gould, 2005-15 (379 XP, 276 FG)
- 1,116 Kevin Butler, 1985-95 (387 XP, 243 FG)
- 750 Walter Payton, 1975-87 (125 TD)

Season

- 144 Kevin Butler, 1985 (51 XP, 31 FG)
- 143 Robbie Gould, 2006 (47 XP, 32 FG)
- 132 Gale Sayers, 1965 (22 TD)

Game

- 36 Gale Sayers, vs. SF, 12/12/65 (6 TD)
- 24 Last: Bobby Douglass, at GB, 11/4/73 (4 TD)

Consecutive games

- 150 Robbie Gould, 10/9/05-11/27/14
- 83 George Blanda, 10/28/51-11/9/58
- 66 Kevin Butler, 9/9/90-9/12/94



Patrick Mannelly

TOUCHDOWNS

(Rushes, receptions, & returns)

Lifetime

- 125 Walter Payton, 1975-87 (110-15-0)
- 71 Neal Anderson, 1986-93 (51-20-0)
- 59 Rick Casares, 1955-64 (49-10-0)

Season

- 22 Gale Sayers, 1965 (14-6-2)
- 16 Walter Payton, 1977; 1979 (14-2-0)
- 15 Neal Anderson, 1989 (11-4-0)

Game

- †6 Gale Sayers, vs. SF, 12/12/65 (4-1-1)
- 4 Last: Bobby Douglass, at GB, 11/4/73 (4-0-0)

Consecutive games

- 8 Rick Casares, 11/1/59-9/25/60
- 7 Last: Curtis Conway, 9/24-11/12/95

EXTRA POINTS MADE

Lifetime

- 387 Kevin Butler, 1985-95
- 379 Robbie Gould, 2005-15
- 247 George Blanda, 1949-58

Season

- 52 Roger Leclerc, 1965
- 51 Kevin Butler, 1985
- 47 Robbie Gould, 2006

Game

- 8 Bob Snyder, at NYG, 11/14/43
- 7 Last: Bob Thomas, vs. GB, 12/7/80

EXTRA POINT ATTEMPTS

Lifetime

- 397 Kevin Butler, 1985-95
- 383 Robbie Gould, 2005-15
- 268 Bob Thomas, 1975-84

Season

- 52 Roger Leclerc, 1965
- Ray (Scooter) McLean, 1947
- 51 Kevin Butler, 1985
- 47 Robbie Gould, 2006
- George Blanda, 1956

Game

- 9 Bob Thomas, vs. GB, 12/7/80
- 8 Roger Leclerc, at BAL, 11/25/62
- George Blanda, vs. BAL, 10/21/56
- Bob Snyder, at NYG, 11/14/43

CONSECUTIVE EXTRA POINTS

Lifetime

- 275 Robbie Gould, 12/18/05 - 9/22/13
- 156 George Blanda, 10/28/51 - 10/21/56
- 143 Mac Percival, 11/19/67 - 11/4/73

Season

- 52 Roger Leclerc, 1965
- 51 Kevin Butler, 1985
- 47 Robbie Gould, 2006

Game

- 8 Bob Snyder, at NYG, 11/14/43
- 7 Last: Bob Jencks, at LA Rams, 10/13/63

FIELD GOALS MADE

Lifetime

- 276 Robbie Gould, 2005-15
- 243 Kevin Butler, 1985-95
- 128 Bob Thomas, 1975-84

Season

- 33 Robbie Gould, 2015
- 32 Robbie Gould, 2006
- 31 Robbie Gould, 2007
- Kevin Butler, 1985

Game

- 5 Mac Percival, at PHI, 10/20/68
- Roger Leclerc, vs. DET, 12/3/61
- 4 Last: Robbie Gould, at TB, 12/27/15

Long

- 58 Robbie Gould, vs. CIN, 9/8/13
- 57 Robbie Gould, at DEN, 12/11/11
- 55 Robbie Gould, vs. MIN, 11/1/15
- Kevin Butler, at TB, 12/12/93
- Kevin Butler, vs. MIN, 10/25/93
- Bob Thomas, at LA Rams, 11/23/75

50+ Yards (lifetime)

- 23 Robbie Gould, 2005-15
- 16 Kevin Butler, 1985-95
- 13 Paul Edinger, 2000-04

50+ Yards (season)

- 7 Robbie Gould, 2015
- 6 Robbie Gould, 2011
- 5 Paul Edinger, 2002
- Kevin Butler, 1993

FIELD GOAL ATTEMPTS

Lifetime

- 332 Kevin Butler, 1985-95
- 323 Robbie Gould, 2005-15
- 205 Bob Thomas, 1975-84

Season

- 41 Kevin Butler, 1986
- 39 Robbie Gould, 2015
- 38 Kevin Butler, 1985

Game

- 7 Roger Leclerc, vs. GB, 11/17/63
- 6 Last: Kevin Butler, at GB, 11/8/87
- 5 Last: Olindo Mare, vs. DET, 12/30/12

* NFL Record

† Tied NFL Record



CHICAGO BEARS INDIVIDUAL RECORDS

CONSECUTIVE FIELD GOALS

Lifetime

- 26 Robbie Gould, 12/25/05 - 11/19/06
- 24 Kevin Butler, 10/16/88 - 12/3/89
- 21 Jeff Jaeger, 11/3/96 - 11/16/97

Game (no misses)

- 5 Mac Percival, at PHI, 10/20/68
Roger Leclerc, vs. DET, 12/3/61
- 4 Last: Robbie Gould, at TB, 12/27/15

Games

- 22 Robbie Gould, 10/23/05 - 11/26/06
- 16 Robbie Gould, 11/11/07 - 11/6/08
Robbie Gould, 12/20/10 - 12/11/11
- 13 Kevin Butler, 9/9 - 12/9/90
Kevin Butler, 11/10/85 - 10/12/86

FIELD GOAL PCT.

Lifetime (25+ attempts)

- 85.4 Robbie Gould, 2005-15 (276-of-323)
- 75.9 Jeff Jaeger, 1996-99 (63-of-83)
- 75.3 Paul Edinger, 2000-04 (110-of-146)

Season (10+)

- 89.7 Robbie Gould, 2013 (26-of-29)
Robbie Gould, 2008 (26-of-29)
- 88.9 Robbie Gould, 2006 (32-of-36)

MISSED FIELD GOAL RETURNS

Touchdowns

- 1 Nathan Vasher, vs. SF, 11/13/05 (108 yards)
Devin Hester, at NYG, 11/12/06 (108 yards)

TWO-POINT CONVERSIONS (Since 1994)

Lifetime

- 6 Matt Forté, 2008-15
- 2 Martellus Bennett, 2013-15
Brandon Marshall, 2012-14
Earl Bennett, 2008-13
- 1 20 times, Last: Jeremy Langford, 2015

Season

- 2 Matt Forté, 2014
Martellus Bennett, 2014
Brandon Marshall, 2013
- 1 26 times, Last: Jeremy Langford, 2015

Game

- 1 32 times, Last: Jeremy Langford, at SD 11/9/15

SAFETIES

Lifetime

- 3 Steve McMichael, 1981-93

NET YARDS

(Rushes, receptions, & returns)

ATTEMPTS

Lifetime

- 4,368 Walter Payton, 1975-87
- 2,522 Matt Forté, 2008-15
- 1,619 Neal Anderson, 1986-93

Season

- 427 Walter Payton, 1984
- 402 Walter Payton, 1979
- 383 Walter Payton, 1978

Game

- 41 Walter Payton, vs. MIN, 11/20/77;
at BUF, 10/7/79
- 40 James Allen, vs. NE, 12/10/00
Walter Payton, at DAL, 11/26/81
- 39 Walter Payton, vs. SD, 10/25/81

YARDS

Lifetime

- 21,803 Walter Payton, 1975-87
- 12,718 Matt Forté, 2008-15
- 10,196 Devin Hester, 2006-13

Season

- 2,440 Gale Sayers, 1966
- 2,272 Gale Sayers, 1965
- 2,216 Walter Payton, 1977

Game

- 339 Gale Sayers, vs. MIN, 12/18/66
- 336 Gale Sayers, vs. SF, 12/12/65
- 317 Devin Hester, at DET, 9/30/07

RUSHING

ATTEMPTS

Lifetime

- 3,838 Walter Payton, 1975-87
- 2,035 Matt Forté, 2008-15
- 1,515 Neal Anderson, 1986-93

Season

- 381 Walter Payton, 1984
- 369 Walter Payton, 1979
- 339 Walter Payton, 1977; 1981

INJURED RESERVE

Chicago finished the 2015 season with 13 players on the team's Injured Reserve list. The following is a year-by-year breakdown (since 2001) of the number of Bears players to conclude their seasons on Injured Reserve.

2015: 13	2012: 8	2009: 8	2006: 7	2003: 10
2014: 10	2011: 10	2008: 8	2005: 7	2002: 11
2013: 4	2010: 2	2007: 13	2004: 12	2001: 1

Game

- 40 Walter Payton, vs. MIN, 11/20/77
- 39 Walter Payton, at BUF, 10/7/79
- 38 Walter Payton, at DAL, 11/26/81

YARDS GAINED

Lifetime

- 16,726 Walter Payton, 1975-87
- 8,602 Matt Forté, 2008-15
- 6,166 Neal Anderson, 1986-93

Season

- 1,852 Walter Payton, 1977
- 1,684 Walter Payton, 1984
- 1,610 Walter Payton, 1979

Game

- 275 Walter Payton, vs. MIN, 11/20/77
- 205 Matt Forté, vs. CAR, 10/2/11
- Walter Payton, at GB, 10/30/77
- Gale Sayers, at GB, 11/3/68

Long

- 86 Bill Osmanski, (TD) 10/15/39
- 85 Pete Stinchcomb, (TD) 11/20/21
- 82 Beattie Feathers, (TD) 10/10/34

1,000 YARDS

Seasons

- 10 Walter Payton, 1976-81, 1983-86
- 5 Matt Forté, 2008, 2010, 2012-14
- 3 Neal Anderson, 1988-90
- 2 Thomas Jones, 2005-06
- Anthony Thomas, 2001, 2003
- Gale Sayers, 1966, 1969

Consecutive seasons

- 6 Walter Payton, 1976-81
- 4 Walter Payton, 1983-86
- 3 Neal Anderson, 1988-90
- Matt Forté, 2012-14

200-YARD GAMES

Lifetime

- 2 Walter Payton, 1975-87
- 1 Matt Forté, 2008-15
- Gale Sayers, 1965-71

Season

- 2 Walter Payton, 1977
- 1 Matt Forté, 2011
- Gale Sayers, 1968

100-YARD GAMES

Lifetime

- 77 Walter Payton, 1975-87
- 24 Matt Forté, 2008-15
- 20 Gale Sayers, 1965-71

Season

- 10 Walter Payton, 1977, 1985
- 9 Walter Payton, 1979, 1984
- 8 Walter Payton, 1980

Consecutive games

- 10 Walter Payton, 10/13-12/8/85
- 6 Walter Payton, 9/9-10/14/84
- 5 Walter Payton, 11/13-12/11/77

AVERAGE GAIN

Lifetime (250+ attempts)

- 6.6 Bobby Douglass, 1969-75
- 5.8 Beattie Feathers, 1934-37
- 5.0 Gale Sayers, 1965-71

Season (100+)

- *8.4 Beattie Feathers, 1934
- 6.9 Bobby Douglass, 1972
- 6.2 Gale Sayers, 1968

Game (10+)

- 11.8 Joe Maniaci, at PIT, 10/2/39
- 11.6 Gale Sayers, vs. MIN, 12/18/66
- 11.2 Rick Casares, vs. DET, 12/16/56

TOUCHDOWNS

Lifetime

- 110 Walter Payton, 1975-87
- 51 Neal Anderson, 1986-93
- 49 Rick Casares, 1955-64

Season

- 14 Walter Payton, 1977; 1979
- Gale Sayers, 1965
- 13 Walter Payton, 1976
- 12 Neal Anderson, 1988
- Rick Casares, 1956

Game

- 4 Bobby Douglass, at GB, 11/4/73
- Gale Sayers, vs. SF, 12/12/65
- Rick Casares, vs. PIT, 12/6/59 at SF, 10/28/56
- 3 Last: Matt Forté, at WAS, 10/20/13

Consecutive games

- 7 Walter Payton, 10/3-11/14/76
- Gale Sayers, 10/26-12/6/69
- 6 Gale Sayers, 11/14-12/19/65
- Rick Casares, 11/1-12/6/59
- Johnny Lujack, 10/1-11/12/50
- Beattie Feathers, 9/30-10/28/34
- 5 Last: Neal Anderson, 10/7-11/11/90

* NFL Record

† Tied NFL Record



PASSING

QB RATING

Lifetime (400+ attempts)

- 85.5 Jay Cutler, 2009-15
- 80.7 Erik Kramer, 1994-98
- 80.4 Jim McMahon, 1982-88

Season (100+ attempts)

- 109.0 Josh McCown, 2013
- 107.8 Sid Luckman, 1943
- 97.8 Jim McMahon, 1984

ATTEMPTS

Lifetime

- 3,134 Jay Cutler, 2009-15
- 1,759 Jim Harbaugh, 1987-93
- 1,744 Sid Luckman, 1939-50

Season

- 561 Jay Cutler, 2014
- 555 Jay Cutler, 2009
- 522 Erik Kramer, 1995

Game

- 60 Erik Kramer, vs NYJ, 11/16/97
- 57 Bill Wade, at WAS, 10/25/64
- 52 Jay Cutler, at SF, 11/12/09
- Brian Griese, at DET, 9/30/07
- Johnny Lujack, at NYG, 10/23/49



Jim Harbaugh

COMPLETIONS

Lifetime

- 1,939 Jay Cutler, 2009-15
- 1,023 Jim Harbaugh, 1987-93
- 913 Erik Kramer, 1994-98

Season

- 370 Jay Cutler, 2014
- 336 Jay Cutler, 2009
- 315 Erik Kramer, 1995

Game

- 36 Josh McCown, at STL, 11/24/13
- 34 Jay Cutler, vs. BUF, 9/7/14
- Brian Griese, at DET, 9/30/07
- Jim Miller, vs MIN, 11/14/99
- 33 Bill Wade, at WAS, 10/25/64

Consecutive

- 15 Shane Matthews, vs. NE, 12/10/00
- 14 Steve Walsh, at MIN, 12/1/94
- 13 Jim Harbaugh, at GB, 10/23/92
- Rudy Bukich, 11/22-11/26/64

Long

- 98 Bill Wade, at DET, 10/8/61 (TD to Farrington)
- 93 Jack Concannon, vs. StL Cards, 11/19/67
- (TD to Gordon)
- 91 Ed Brown, vs. SF, 10/16/60 (TD to Dewveall)

COMPLETION PERCENTAGE

Lifetime (300+ completions)

- 61.9 Jay Cutler, 2009-15 (1,939 of 3,134)
- 61.1 Shane Matthews, 1996, 99-01 (366 of 599)
- 58.6 Erik Kramer, 1994-98 (913 of 1,557)

Season (75+ completions)

- 66.5 Josh McCown, 2013 (149 of 224)
- 66.0 Jay Cutler, 2014 (370 of 561)
- 65.1 Shane Matthews, 2001 (84 of 129)

Game (10+ completions)

- 86.7 Bob Williams, vs. DAL, 10/12/52 (13 of 15)
- 83.3 Bill Wade, vs. BAL, 11/8/64 (10 of 12)
- Ed Brown, at DET, 11/20/55 (15 of 18)
- Gene Ronzani, vs. DET, 10/22/44 (10 of 12)

YARDS

Lifetime

- 22,384 Jay Cutler, 2009-15
- 14,686 Sid Luckman, 1939-50
- 11,567 Jim Harbaugh, 1987-93

Season

- 3,838 Erik Kramer, 1995
- 3,812 Jay Cutler, 2014
- 3,666 Jay Cutler, 2009

Game

- 468 Johnny Lujack, vs. Chi. Cards, 12/11/49
- 466 Bill Wade, at DAL, 11/18/62
- 433 Sid Luckman, at NYG, 11/14/43

* NFL Record

† Tied NFL Record

300-YARD GAMES

Lifetime

- 16 Jay Cutler, 2009-15
- 9 Bill Wade, 1961-66
- 7 Erik Kramer, 1994-98

Season

- 4 Jay Cutler, 2014
- Bill Wade, 1962
- 3 Jay Cutler, 2015
- Josh McCown, 2013
- Jay Cutler, 2009
- Erik Kramer, 1995
- Bill Wade, 1961

Consecutive games

- 3 Josh McCown, 11/24-12/9/13
- 2 Last: Jay Cutler, 9/29-10/6/13

TOUCHDOWN PASSES

Lifetime

- 150 Jay Cutler, 2009-15
- 137 Sid Luckman, 1939-50
- 68 Bill Wade, 1961-66

Season

- 29 Erik Kramer, 1995
- 28 Jay Cutler, 2014
- Sid Luckman, 1943
- 27 Jay Cutler, 2009

Game

- [†]7 Sid Luckman, at NYG, 11/14/43
- 6 Johnny Lujack, vs. Chi. Cards, 12/11/49
- 5 Ray Buivid, vs. Chi. Cards, 12/5/37

Consecutive games

- 19 Sid Luckman, 11/22/42-11/26/44
- 18 Jay Cutler, 11/10/2013-12/15/14
- 14 Sid Luckman, 10/12/47-10/17/48

PASSES INTERCEPTED

Lifetime

- 132 Sid Luckman, 1939-50
- 104 Jay Cutler, 2009-15
- 88 Ed Brown, 1954-61

Season

- 31 Sid Luckman, 1947
- 26 Jay Cutler, 2009
- 24 Bill Wade, 1962
- George Blanda, 1953

Game

- 7 Edmund (Zeke) Bratkowski, at BAL, 10/2/60
- 5 Last: Jay Cutler, at SF, 11/12/09

PASSES NOT INTERCEPTED

Consecutive

- 205 Kyle Orton, 9/28-11/30/08
- 174 Erik Kramer, 11/19-12/24/95
- 173 Jim Harbaugh, 10/28-12/9/90

Game

- 50 Erik Kramer, at MIA, 10/27/97
- 47 Jim Miller, vs. GB, 11/11/01
- 46 Rex Grossman, vs. NYG, 12/2/07
- Bill Wade, vs. LA Rams, 10/11/64

LOWEST INTERCEPTION PCT.

Lifetime (400+ attempts)

- 2.69 Jim Miller, 1998-2002 (26 int, 965 att)
- 2.89 Erik Kramer, 1994-98 (45 int, 1,557 att)
- 2.95 Kyle Orton, 2005-08 (27 int, 913 att)

Season (100+)

- 0.40 Josh McCown, 2013 (1 int, 224 att)
- 1.40 Jim McMahon, 1984 (2 int, 143 att)
- 1.90 Chad Hutchinson, 2004 (3 int, 161 att)

AVERAGE GAIN PER ATTEMPT

Lifetime (400+ passes)

- 8.42 Sid Luckman, 1939-50
- 8.23 Bernie Masterson, 1934-40
- 7.79 Johnny Lujack, 1948-51

Season (100+)

- 10.860 Sid Luckman, 1943
- 9.924 Sid Luckman, 1941
- 9.923 Ed Brown, 1956

Game (10+)

- 17.1 Charlie O'Rourke, at DET, 11/22/42
- 16.9 Sid Luckman, at Cle. Rams, 10/5/41
- 16.7 Gene Ronzani, vs. DET, 10/22/44

RECEIVING

RECEPTIONS

Lifetime

- 492 Walter Payton, 1975-87
- 356 Johnny Morris, 1958-67
- 329 Marty Booker, 1999-2003; 2008
- Curtis Conway, 1993-99

Season

- 118 Brandon Marshall, 2012
- 100 Brandon Marshall, 2013
- Marty Booker, 2001
- 97 Marty Booker, 2002

Game

- 14 Jim Keane, at NYG, 10/23/49
- 13 Bobby Engram, at STL, 12/26/99
- Mike Ditka, at WAS, 10/25/64
- 12 Last: Martellus Bennett, vs. DAL, 12/4/14

* NFL Record

[†] Tied NFL Record



CHICAGO BEARS INDIVIDUAL RECORDS

Consecutive Games

- 60 Marty Booker, 9/24/00-12/28/03; 9/7-9/21/08
- 57 Bobby Engram, 10/6/96-9/17/00
- 49 Mike Ditka, 12/3/61-10/10/65

YARDS

Lifetime

- 5,059 Johnny Morris, 1958-67
- 4,616 Harlon Hill, 1954-61
- 4,538 Walter Payton, 1975-87

Season

- 1,508 Brandon Marshall, 2012
- 1,421 Alshon Jeffery, 2013
- 1,400 Marcus Robinson, 1999

Game

- 249 Alshon Jeffery, at MIN, 12/1/13
- 218 Alshon Jeffery, vs. NO, 10/6/13
- 214 Harlon Hill, at SF, 10/31/54

Long

- 98 John Farrington (TD), 10/8/61
- 93 Dick Gordon (TD), 11/19/67
- 91 Willard Dewveall (TD), 10/16/60

1,000 YARDS

Seasons

- 2 Alshon Jeffery, 2013-14
- Brandon Marshall, 2012-13
- Marty Booker, 2001-02
- Curtis Conway, 1995-96
- Harlon Hill, 1954, 1956
- 1 Last: Marcus Robinson, 1999

100-YARD GAMES

Lifetime

- 19 Harlon Hill, 1954-61
- 15 Brandon Marshall, 2012-14
- Johnny Morris, 1958-67
- 14 Mike Ditka, 1961-66

Season

- 7 Brandon Marshall, 2012
- Jeff Graham, 1995
- Harlon Hill, 1954
- Ken Kavanaugh, 1947
- 6 Brandon Marshall, 2013
- Johnny Morris, 1964
- Harlon Hill, 1956
- 5 Alshon Jeffery, 2013
- Marcus Robinson, 1999
- Mike Ditka, 1961

Consecutive Games

- 3 Alshon Jeffery, 10/18-11/9/15
- Jeff Graham, 11/5-11/19/95
- Harlon Hill, 11/11-11/25/56
- 2 Last: Brandon Marshall, 11/4-11/10/13

AVERAGE GAIN

Lifetime (100+ attempts)

- 22.4 Ken Kavanaugh, 1940-41, 45-50
- 21.7 Ray (Scooter) McLean, 1940-47
- 20.4 Harlon Hill, 1954-61

Season (30+)

- 25.6 Ken Kavanaugh, 1947
- 25.0 Harlon Hill, 1954
- 24.0 Harlon Hill, 1956

Game (4+)

- 44.8 Dick Gordon, vs. StL Cards, 11/19/67
- 41.0 Ricky Proehl, at DET, 11/27/97
- 37.5 Gene Schroeder, vs. Chi. Cards, 12/16/51

TOUCHDOWNS

Lifetime

- 50 Ken Kavanaugh, 1940-41, 45-50
- 40 Harlon Hill, 1954-61
- 35 Dick Gordon, 1965-71

Season

- 13 Dick Gordon, 1970
- Ken Kavanaugh, 1947
- 12 Brandon Marshall, 2013
- Curtis Conway, 1995
- Mike Ditka, 1961
- Harlon Hill, 1954

Game

- 4 Mike Ditka, at L.A. Rams, 10/13/63
- Harlon Hill, at SF, 10/31/54
- 3 Last: Brandon Marshall, at SF, 9/14/14

Consecutive Games

- 7 Curtis Conway, 9/24-11/12/95
- Ken Kavanaugh, 11/2-12/14/47
- 5 Dennis McKinnon, 9/8-10/5/85
- Mike Ditka, 10/22-11/19/61

INTERCEPTIONS

INTERCEPTIONS BY

Lifetime

- 38 Gary Fencik, 1976-87
- 37 Richie Petitbon, 1959-68
- 36 Charles Tillman, 2003-14

Season

- 10 Mark Carrier, 1990
- 9 Tim Jennings, 2012
- Roosevelt Taylor, 1963
- 8 Nathan Vasher, 2005
- Vestee Jackson, 1988
- Richie Petitbon, 1963
- Johnny Lujack, 1948
- Clyde (Bulldog) Turner, 1942

Game

- 3 Mark Carrier, at WAS, 12/9/90
Ross Brupbacher, vs. DEN, 12/12/76
Curtis Gentry, vs. StL Cards, 11/19/67
Richie Petitbon, at GB, 9/24/67
Johnny Lujack, at GB, 9/26/48
Bob Margarita, vs. DET, 11/11/45
- 2 Last: Kyle Fuller, at SF, 9/14/14

Consecutive Games

- 4 Last: Tim Jennings, 1/1-9/23/12

YARDS RETURNED

Lifetime

- 675 Charles Tillman, 2003-14
- 643 Richie Petitbon, 1959-68
- 485 Bennie McRae, 1962-70

Season


- 212 Richie Petitbon, 1962
- 182 J.C. Caroline, 1956
- 177 Nathan Vasher, 2004

Game

- 101 Richie Petitbon, vs. LA Rams, 12/9/62 (TD)
- 96 Roosevelt Taylor, at PHI, 10/20/68 (TD)
Clyde (Bulldog) Turner, at WAS, 10/26/47 (TD)
- 95 Charles Tillman, vs. GB, 12/4/05

Long

(Same as "Game")



Richie Petitbon

TOUCHDOWNS

Lifetime

- 8 Charles Tillman, 2003-14
- 5 Lance Briggs, 2003-14
- 4 Mike Brown, 2000-07
Bennie McRae, 1962-70

Season

- 3 Charles Tillman, 2012
- 2 Last: Tim Jennings, 2013

Game

- 1 Last: Ryan Mundy, at NYJ, 9/22/14

PUNTING

PUNTS

Lifetime

- 884 Bob Parsons, 1972-83
- 878 Brad Maynard, 2001-10
- 833 Bobby Joe Green, 1962-73

Season

- †114 Bob Parsons, 1981
- 108 Brad Maynard, 2004
- 99 Bob Parsons, 1976

Game

- 14 Keith Molesworth, 12/10/33
- 12 Todd Sauerbrun, 10/5/97
- 11 Last: Adam Podlesh, 12/11/11

YARDS

Lifetime

- 36,781 Brad Maynard, 2001-10
- 35,057 Bobby Joe Green, 1962-73
- 34,180 Bob Parsons, 1972-83

Season

- 4,638 Brad Maynard, 2004
- 4,531 Bob Parsons, 1981
- 4,059 Todd Sauerbrun, 1997

Game

- 526 Adam Podlesh, at DEN, 12/11/11
- 524 Todd Sauerbrun, vs. NO, 10/5/97
- 517 Keith Molesworth, vs. GB, 12/10/33

Long

- 94 Joe Lintzenich, vs. NYG, 11/15/31
- 87 Dave Finzer, vs. NO, 10/7/84
- 81 Bob Parsons, vs. NE, 12/5/82

GROSS AVERAGE

Lifetime (75+ punts)

- 44.5 George Gulyanics, 1947-52
- 44.0 Pat O'Donnell, 2014-15
- 42.3 Adam Podlesh, 2011-13



CHICAGO BEARS INDIVIDUAL RECORDS

Season (30+)

- 46.5 Bobby Joe Green, 1963
- 44.8 Todd Sauerbrun, 1996
- 44.5 Bobby Joe Green, 1964

Game (4+)

- 57.3 Fred Morrison, vs. LA Rams, 11/16/52
- 54.6 Maury Buford, vs. GB, 10/21/85
- 54.0 Maury Buford, at TB, 10/6/85

INSIDE 20

Lifetime

- 284 Brad Maynard, 2001-10
- 158 Bob Parsons, 1972-83
- 94 Maury Buford, 1985-86; 89-91

Season

- 40 Brad Maynard, 2008
- 36 Brad Maynard, 2001
- 34 Adam Podlesh, 2012
- Brad Maynard, 2004

Game

- 6 Brad Maynard, at GB, 12/9/01
- 5 Brad Maynard, at MIN, 11/30/08
- Brad Maynard, vs. TB, 12/17/06
- Bob Parsons, at HOU, 11/6/77

HAD BLOCKED

Lifetime

- 5 Ed Brown, 1954-61
- Bob Parsons, 1972-83
- Maury Buford, 1985-86; 89-91
- 4 Fred (Curley) Morrison, 1950-53

Season

- 2 Brad Maynard, 2003
- Ray Stachowicz, 1983
- Jon Kilgore, 1968

Game

- 2 Ray Stachowicz, at MIN, 12/11/83
- Jon Kilgore, at LA Rams, 12/8/68
- 1 Last: Pat O'Donnell, at TB, 12/27/15

PUNT RETURNS

RETURNS

Lifetime

- 264 Devin Hester, 2006-13
- 127 Dennis McKinnon, 1983-85; 87-89
- 123 Jeff Fisher, 1981-84

Season

- 58 Jeff Fisher, 1984
- 57 Lew Barnes, 1986
- 47 Devin Hester, 2006

Game

- 8 Jeff Fisher, at DET, 12/16/84
- 7 R.W. McQuarters, vs. WAS, 10/17/04

Dennis McKinnon, at GB, 12/4/83

Steve Schubert, at TB, 12/4/77

Ron Smith, at CLE, 10/15/72

George McAfee, vs. GB, 10/15/50

6 Last: Devin Hester, at OAK, 11/11/07

YARDS

Lifetime

- 3,241 Devin Hester, 2006-13
- 1,431 George McAfee, 1940-41; 45-50
- 1,171 Dennis McKinnon, 1983-85; 87-89

Season

- 651 Devin Hester, 2007
- 600 Devin Hester, 2006
- 564 Devin Hester, 2010

Game

- 152 Devin Hester, at ARZ, 10/16/06
- 143 Devin Hester, vs. KC, 9/16/07
- 134 Gale Sayers, vs. SF, 12/12/65
- Dennis McKinnon, vs. NYG, 9/14/87

Long

- 95 Johnny Bailey (TD), vs. KC, 12/29/90
- 94 Dennis McKinnon (TD), vs. NYG, 9/14/87
- 93 Glyn Milburn (TD), at TB, 9/20/98



Devin Hester

AVERAGE

Lifetime (50+ returns)

- *12.8 George McAfee, 1940-41; 45-50
- 12.3 Devin Hester, 2006-13
- 11.3 J.R. Boone, 1948-51

Season (15+ returns)

- 17.1 Devin Hester, 2010
- 16.2 Devin Hester, 2011
- 15.5 Devin Hester, 2007

Game (3+)

- 40.7 Devin Hester, vs. DET, 11/13/11
- 36.0 George McAfee, vs. LA Rams, 10/10/48
- 34.0 Ray (Scooter) McLean, vs. Chi. Cards 10/11/42

TOUCHDOWNS

Lifetime

- *13 Devin Hester, 2006-13
- 3 Dennis McKinnon, 1983-85; 87-89
Steve Schubert, 1975-79
Ray (Scooter) McLean, 1940-47
- 2 R.W. McQuarters, 2000-04
Gale Sayers, 1965-71
George McAfee, 1940-41; 45-50

Season

- †4 Devin Hester, 2007
- 3 Devin Hester, 2010
Devin Hester, 2006
- 2 Devin Hester, 2011
Dennis McKinnon, 1987

Game

- 1 Last: Devin Hester, at WAS, 10/20/13

FAIR CATCHES

Lifetime

- 79 Devin Hester, 2006-13
- 66 Glyn Milburn, 1998-2001
- 47 Steve Schubert, 1975-79

Season

- 26 Glyn Milburn, 2000
- 22 Marc Mariani, 2015
- 21 Steve Schubert, 1978

Game

- 6 Bobby Engram, vs. MIN, 9/15/96
- 5 Last: Devin Hester, at DEN, 12/11/11
- 4 Last: Marc Mariani, vs. DEN, 11/22/15

KICKOFF RETURNS

RETURNS

Lifetime

- 222 Devin Hester, 2006-13
- 192 Glyn Milburn, 1998-2001
Dennis Gentry, 1982-92
- 119 Jerry Azumah, 1999-2005

Season

- 63 Glyn Milburn, 2000
- 62 Glyn Milburn, 1998
- 61 Glyn Milburn, 1999

Game

- 10 Chris Williams, at GB, 11/9/14
- 9 Ahmad Merritt, at SF, 9/7/03
- 8 Brian Baschnagel, at HOU, 11/6/77

YARDS

Lifetime

- 5,504 Devin Hester, 2006-13
- 4,596 Glyn Milburn, 1998-2001
- 4,353 Dennis Gentry, 1982-92

Season

- 1,550 Glyn Milburn, 1998
- 1,468 Glyn Milburn, 2000
- 1,436 Devin Hester, 2013

Game

- 288 Chris Williams, at GB, 11/9/14
- 249 Devin Hester, vs. MIN, 9/15/13
- 225 Devin Hester, at STL, 12/11/06

Long

- 103 Gale Sayers, at PIT, 9/17/67 (TD)
- 102 Johnny Knox, vs. DET, 10/4/09 (TD)
- 101 Chris Williams, at GB, 11/9/14 (TD)

AVERAGE

Lifetime (50+ returns)

- *30.6 Gale Sayers, 1965-71
- 26.8 Danieal Manning, 2006-10
- 26.6 Ron Smith, 1965; 70-72

Season (1+ per game)

- 37.7 Gale Sayers, 1967
- 32.7 Cecil Turner, 1970
- 31.7 Walter Payton, 1975

Game (3+)

- 56.3 Devin Hester, at STL, 12/11/06
- 52.0 Cecil Turner, at NYG, 9/19/70
- 48.7 Dick Gordon, at LA Rams, 9/16/66

TOUCHDOWNS

Lifetime

- †6 Gale Sayers, 1965-71
- 5 Devin Hester, 2006-13
- 4 Cecil Turner, 1968-73

Season

- †4 Cecil Turner, 1970
- 3 Gale Sayers, 1967
- 2 Last: Devin Hester, 2007

Game

- †2 Devin Hester, at STL, 12/11/06
- 1 Last: Chris Williams, at GB, 11/9/14

COMBINED RETURNS

RETURNS

Season

- 98 Glyn Milburn, 2000, p-35, k-63
- 91 Glyn Milburn, 1999, p-30, k-61
- 87 Glyn Milburn, 1998, p-25, k-62



CHICAGO BEARS INDIVIDUAL RECORDS

YARDS

Lifetime

- 8,745 Devin Hester, 2006-13, p-3,241, k-5,504
- 5,566 Glyn Milburn, 1998-2001, p-970, k-4,596
- 4,477 Dennis Gentry, 1982-92, p-124, k-4,353

Season

- 1,841 Glyn Milburn, 1999, p-291, k-1,550
- 1,772 Glyn Milburn, 1998, p-346, k-1,426
- 1,768 Glyn Milburn, 2000, p-300, k-1,468

Game

- 314 Devin Hester, at DET, 9/30/07, p-95, k-219
- 249 Devin Hester, vs. MIN, 9/15/13, p-0, k-249
- 246 Devin Hester, at STL, 12/11/06, p-21, k-225

TOUCHDOWNS

Lifetime

- *18 Devin Hester, 2006-13, p-13, k-5
- 8 Gale Sayers, 1965-71, p-2, k-6
- 4 Cecil Turner, 1968-73, p-0, k-4

Season

- *6 Devin Hester, 2007, p-4, k-2
- 5 Devin Hester, 2006, p-3, k-2
- 4 Cecil Turner, 1970, k-4
- Gale Sayers, 1967, p-1, k-3

Game

- †2 Devin Hester, vs. DEN, 11/25/07
- Devin Hester, at STL, 12/11/06

FUMBLES

FUMBLES

Lifetime

- 85 Walter Payton, 1975-87
- 59 Jay Cutler, 2009-15
- 38 Jim Harbaugh, 1987-93

Season

- 15 Jim Harbaugh, 1993
- 14 Gary Huff, 1974
- 13 Carl Garrett, 1973

Game

- 4 Last: Bobby Wade, vs. SF, 11/13/05
- 3 Last: Jay Cutler, at NYG, 10/3/10

OWN TEAM RECOVERED

Lifetime

- 18 Walter Payton, 1975-87
- 14 Devin Hester, 2006-13
- 13 Gale Sayers, 1965-71

Season

- 7 Gary Huff, 1974
- 6 Jack Concannon, 1970
- 5 Jay Cutler, 2009
- Walter Payton, 1977
- Bobby Douglass, 1972

Game

- 3 Gary Huff, vs. DET, 9/15/74

OPPONENTS' RECOVERED

Lifetime

- 25 Dick Butkus, 1965-73
- 22 Joe Fortunato, 1955-66
- 17 Mike Hartenstine, 1975-86

Season

- 6 Dick Butkus, 1965
- 5 Ed O'Bradovich, 1962
- 4 Last: Julius Peppers & Kelvin Hayden, 2012

Game

- †3 John Thierry, vs. HOU, 10/22/95
- Virgil Livers, at MIN, 10/5/75
- 2 Last: John Timu, at TB, 12/27/15

YARDS RETURNED OWN FUMBLES

Lifetime

- 47 Roosevelt Williams, 2002
- 36 John Adams, 1959-62
- 24 Ike Hill, 1973-74

Season

- 47 Roosevelt Williams, 2002
- 36 John Adams, 1959-62
- 24 Ike Hill, 1973-74

Game (Same as "Season")

Long (Same as "Season")

YARDS RETURNED OPPONENTS' FUMBLES

Lifetime

- 221 Mike Brown, 2000-08
- 191 Brian Urlacher, 2000-12
- 128 Charlie Sumner, 1955; 58-60

Season

- 106 Mike Brown, 2002
- 101 Brian Urlacher, 2001
- Charlie Sumner, 1958

Game

- 98 George Halas, (TD) vs. Oorang, 11/4/23
- 95 Mike Brown, (TD) at GB, 9/19/04
- 90 Brian Urlacher, (TD) at ATL, 11/7/01

Long (Same as "Game")

TOUCHDOWNS OWN FUMBLES

Lifetime

- †2 Ken Kavanaugh, 1940-41; 45-50
- Mike Ditka, 1961-66

Season

- 1 Last: Edwin Williams, 2011

Game

- 1 Last: Edwin Williams, at GB 12/25/11

TOUCHDOWNS OPPONENTS' FUMBLES

Lifetime

- 3 Mike Brown, 2000-08
- 2 Brian Urlacher, 2000-12
- Fred Evans, 1948
- Ed Sprinkle, 1944-55
- Zack Bowman, 2008-13

Season

- 2 Fred Evans, 1948

Game

- 2 Fred Evans, vs. WAS, 11/28/48
- 1 Last: Julius Peppers, at PIT, 9/22/13

SACKS

(Since 1970)

Lifetime

- 124.5 Richard Dent, 1983-93; 95
- 92.5 Steve McMichael, 1981-93
- 82.0 Dan Hampton, 1979-90

Season

- 17.5 Richard Dent, 1984 (16 games)
- 17.0 Richard Dent, 1985 (16 games)
- 15.0 Jim Osborne, 1976 (14 games)

Game

- 4.5 Richard Dent, vs. LA Raiders, 11/4/84; at LA Raiders, 12/27/87
- 4.0 Jim Osborne, vs. MIN, 9/23/73
- Alex Brown, at NYG, 11/7/04

Consecutive games (at least .5 sack)

- 8 Rosevelt Colvin, 12/23/01-10/7/02
- 7 Alonzo Spellman, 12/1/94-9/17/95
- 6 Steve McMichael, 10/29-12/3/89

TAKEAWAYS

(Int & Opp. Fumbles Recovered)

Lifetime


- 50 Gary Fencik, 1976-87 (38 int, 12 fum)
- 47 Dick Butkus, 1965-73 (22 int, 25 fum)
- 44 Charles Tillman, 2003-14 (36 int, 8 fum)
- Richie Petitbon, 1959-68 (37 int, 7 fum)

Season

- 12 Mark Carrier, 1990 (10 int, 2 fum)
- Roosevelt Taylor, 1963 (9 int, 3 fum)
- 11 Dick Butkus, 1965 (5 int, 6 fum)

Game

- 4 Bill George, vs. DET, 12/3/61 (2 int, 2 fum)
- 3 Last: John Thierry, vs. HOU, 10/22/95 (3 fum)



Gary Fencik

RECORDS

SHUTOUTS

The Bears have been involved in 193 shutouts in their 96-year history. Chicago has won 118 of the shutouts and lost 58, while 17 of the blankings resulted in a 0-0 tie (all before 1933). The Bears were shutout at Seattle in the third game of the 2015 season, breaking a string of 200 consecutive games (includes six postseason games) without being shut out. The last time the Bears shutout an opponent was a 16-0 win at Miami (11/18/10) during the 2010 season.

By Month:

September	11-13-4
October	43-15-4
November	45-14-4
December	17-15-5
January	2-1-0
TOTAL	118-58-17

At home:	67-23-10
On the road:	51-35-7

By Decade:

1920-29	48-15-13
1930-39	25-10-4
1940-49	12-2-0
1950-59	2-1-0
1960-69	5-11-0
1970-79	7-11-0
1980-89	10-4-0
1990-99	4-0-0
2000-09	4-3-0
2010-15	1-1-0
TOTAL	118-58-17

The above breakdowns include playoff games; the Bears are 4-1 in postseason shutouts.



CHICAGO BEARS OPPONENT'S INDIVIDUAL RECORDS

SCORING

Points

- *40 Ernie Nevers, at Chi. Cards, 11/28/29
- 36 Dub Jones, at CLE, 11/25/51
- 24 Jim Taylor, vs. GB, 11/4/62
- Lenny Moore, at BAL, 10/4/58

Touchdowns

- †6 Dub Jones, at CLE, 11/25/51
- Ernie Nevers, at Chi. Cards, 11/28/29
- 4 Jim Taylor, vs. GB, 11/4/62
- Lenny Moore, at BAL, 10/4/58

Field goals

- 6 Sebastian Janikowski, at OAK, 11/27/11
- 5 Last: Justin Medlock, vs. CAR, 10/28/12
- 4 Last: Nick Folk, at NYJ, 9/22/14

Field goal attempts

- 7 Mike Clark, vs. DAL, 11/24/68
- 6 Last: Sebastian Janikowski, at OAK, 11/27/11
- 5 Last: Justin Medlock, vs. CAR, 10/28/12

Long field goal

- 60 Morten Andersen, at NO, 10/27/91
- 59 Matt Prater, vs. DET, 1/3/16
- Matt Prater, at DEN, 12/11/11
- 57 Adam Vinatieri, vs. NE, 11/10/02

RUSHING

Attempts

- 39 Jerome Bettis, at LA Rams, 1/2/94
- 37 Cedric Benson, at CIN, 10/25/09
- 36 Edgerrin James, at ARZ, 10/16/06
- Clinton Portis, vs. WAS, 10/17/04

Yards

- 224 Adrian Peterson, vs. MIN, 10/14/07
- 216 Ricky Williams, at MIA, 12/9/02
- 211 Adrian Peterson, at MIN, 12/1/13

Touchdowns

- †6 Ernie Nevers, at Chi. Cards, 11/28/29
- 4 Jim Taylor, vs. GB, 11/4/62
- Dub Jones, at CLE, 11/25/51
- 3 Last: Roy Helu, at WAS, 10/20/13

Long

- 97 Bobby Gage, vs. PIT, 12/4/49 (TD)
- 90 Johnny Johnson, at NYJ, 9/25/94
- 88 Jahvid Best, at DET, 10/10/11 (TD)

PASSING

Attempts

- 67 Brian Griese, vs. TB, 9/21/08
- 63 Matthew Stafford, vs. DET, 11/13/11
- 62 Randall Cunningham, vs. PHI, 10/2/89

Completions

- 40 Brad Johnson, at TB, 11/18/01
- 38 Brian Griese, vs. TB, 9/21/08
- 36 Tom Brady, vs. NE, 11/10/02
- Jeff Garcia, at SF, 12/17/00
- Brett Favre, vs. GB, 12/5/93

Yards

- 509 Vince Ferragamo, at LA Rams, 12/26/82
- 436 Tommy Kramer, at MIN, 9/19/85
- 407 Brian Griese, vs. TB, 9/21/08

Touchdowns

- 6 Aaron Rodgers, at GB, 11/9/14
- 5 Tom Brady, at NE, 10/26/14
- Aaron Rodgers, at GB, 12/25/11
- Kurt Warner, vs. ARZ, 11/8/09
- Carson Palmer, at CIN, 10/25/09
- Brett Favre, at GB, 11/12/95
- Tommy Kramer, at MIN, 11/28/82
- Steve Spurrier, vs. SF, 11/19/72
- 4 Last: Teddy Bridgewater, at MIN, 12/20/15

LONGEST PLAYS AT SOLDIER FIELD

(Bears moved from Wrigley Field after the 1970 season and played in Champaign in 2002.)

RUN

- Bears** - 80 Neal Anderson, vs GB, 11/27/88
- Opp.** - 73 Adrian Peterson, MIN, 10/14/07

PASS

- Bears** - 89 Jay Cutler, vs. DET, 9/12/10
- Vince Evans, vs. MIN, 9/21/80
- Opp.** - 99† Brett Favre, GB, 9/11/95

CATCH

- Bears** - 89 Matt Forté, vs. DET, 9/12/10
- Rickey Watts, vs. MIN, 9/21/80
- Opp.** - 99† Robert Brooks, GB, 9/11/95

PUNT

- Bears** - 87 Dave Finzer, vs. NO, 10/7/84
- Opp.** - 75 Harold Alexander, ATL, 10/3/93

† Tied NFL Record

* NFL record

PUNT RETURN

- Bears** - 95 Johnny Bailey, vs KC, 12/29/90
- Opp.** - 77 Lee Nelson, StL Cards, 12/16/79

KICKOFF RETURN

- Bears** - 102 Johnny Knox, vs DET, 10/4/09
- Opp.** - 108† David Johnson, MIN, 11/1/15

INTERCEPTION RETURN

- Bears** - 95 Charles Tillman, vs. GB, 12/4/05
- Opp.** - 99 Rick Sanford, NE, 12/5/82

FIELD GOAL

- Bears** - 58 Robbie Gould, vs CIN, 9/8/13
- Opp.** - 59 Matt Prater, DET, 1/3/16

MISSED FIELD GOAL RETURNED

- Bears** - 108 Nathan Vasher, vs SF, 11/13/05
- Opp.** - Never

Interceptions

- 5 Last: Tony Romo, at DAL, 10/1/12
- 4 Last: Matthew Stafford, vs. DET, 11/13/11

Consecutive completions

- 12 Brad Johnson, at MIN, 1/1/06
- Jim Hart, at StL Cards, 9/25/77

Long

- [†]99 Gus Frerotte, at MIN, 11/30/08 (TD)
- Brett Favre, vs. GB, 9/11/95 (TD)
- Sonny Jurgensen, vs. WAS, 9/15/68 (TD)
- 98 Charlie Batch, vs. DET, 10/4/98 (TD)
- 97 Bernie Kosar, at CLE, 10/23/89 (TD)
- Pat Coffee, vs. Chi. Cards, 12/5/37 (TD)

Times sacked

- 11 Archie Manning, vs. MIN, 10/28/84
- 10 Guido Merkins, at PHI, 10/4/87
- 9 Fran Tarkenton, vs. MIN, 12/17/61

RECEIVING

Receptions

- 20 Terrell Owens, at SF, 12/17/00
- 14 Steve Smith, vs. CAR, 11/20/05
- Herman Moore, at DET, 12/4/95
- 13 Jason Witten, at DAL, 10/1/12
- Bob Anderson, at DEN, 9/30/73

Yards

- 283 Terrell Owens, at SF, 12/17/00
- 225 Bernie Casey, vs. SF, 11/13/66
- 204 Marshall Faulk, at STL, 12/26/99
- Randy Moss, vs. MIN, 11/14/99

Touchdowns

- 3 Last: Larry Fitzgerald, vs. ARZ, 9/20/15

Long

- [†]99 Bernard Berrian, at MIN, 11/30/08 (TD)
- Robert Brooks, vs. GB, 9/11/95 (TD)
- Gerry Allen, vs. WAS, 9/15/68 (TD)
- 98 Johnnie Morton, vs. DET, 10/4/98 (TD)
- 97 Webster Slaughter, at CLE, 10/23/89 (TD)
- Gaynell Tinsley, vs. Chi. Cards, 12/5/37 (TD)

INTERCEPTIONS

Interceptions

- 4 DeAngelo Hall, vs. WAS, 10/24/10
- 3 Last: Kurt Schulz, vs. DET, 9/24/00

Yards

- 167 Dick Jauron, vs. DET, 11/18/73
- 121 Milt Davis, vs. BAL, 11/17/57
- 115 Bernie Parrish, at CLE, 12/11/60

Touchdowns

- [†]2 Bobby Franklin, at CLE, 12/11/60

Long

- 102 Bob Smith, at DET, 11/24/49 (TD)
- 99 Rick Sanford, vs. NE, 12/5/82 (TD)
- 98 Darryll Lewis, vs. HOU, 10/22/95 (TD)

PUNTING

Punts

- 14 Dick Nesbitt, vs. Chi. Cards, 11/30/33
- 11 Last: Dustin Colquitt, vs. KC, 12/4/11

Average

- *61.8 Bob Cifers, vs. DET, 11/24/46
- 57.5 Craig Hentrich, at TEN, 10/25/98
- 56.7 Jeff Locke, vs. MIN, 9/15/13

Long

- 84 Doug Russell, vs. Chi. Cards, 9/11/38
- 80 Shane Lechler, at OAK, 11/27/11
- 79 Tommy Davis, at SF, 11/19/61

PUNT RETURNS

Returns

- 8 Quan Cosby, at DEN, 12/11/11
- 7 Mark Jones, vs. TB, 12/17/06
- Nate Jacquet, at MIN, 11/25/01
- Danny Reece, at TB, 12/2/79

Yards

- 122 Hugh McElhenny, vs. SF, 10/19/52
- 118 Jon Arnett, at LA Rams, 11/2/58
- 116 Karl Williams, at TB, 12/21/97

LONGEST WINNING/LOSING STREAKS

Bears Longest Winning Streaks

Gms	Team	Years
13	Pittsburgh Pirates/Steelers	1934-49
12	Tampa Bay Buccaneers	1983-88
11	Detroit Lions	1946-51
	Philadelphia Eagles	1935-47
Current:	4 New York Jets	2002-15
	2 Several teams	

Bears Longest Losing Streaks

Gms	Team	Years
10	Green Bay Packers	1994-98
8	Minnesota Vikings	1972-76
7	Baltimore Colts	1966-83
	Green Bay Packers	1928-30
Current:	6 Washington Redskins	2004-15
	Detroit Lions	2013-15
	4 New England Patriots	2002-15



CHICAGO BEARS OPPONENT'S INDIVIDUAL RECORDS

Fair catches

- 7 Lem Barney, at DET, 11/21/76
- 5 Marcus Sherels, at MIN, 1/1/12
- Darren Sproles, at NO, 9/18/11
- Vai Sikahema, at PHI, 10/10/93
- Willie Wood, at GB, 11/15/70

Long

- 95 Steve Odom, at GB, 11/10/74 (TD)
- 94 Hugh McElhenny, vs. SF, 10/19/52 (TD)
- 93 Veryl Switzer, vs. GB, 11/7/54 (TD)

KICKOFF RETURNS

Returns

- 8 Lorenzo Booker, at MIN, 12/20/10
- Aaron Brown, vs. DET, 10/4/09
- 7 Last: Darius Reynaud, at TEN, 11/4/12

Yards

- 202 Carver Shannon, at LA Rams, 10/13/63
- 195 Derek Stanley, at STL, 11/23/08
- 184 Al Carmichael, at GB, 10/2/55

Long

- †108 David Johnson, vs. ARZ, 9/20/15 (TD)
- 106 Al Carmichael, at GB, 10/7/56 (TD)
- 105 Cordarrelle Patterson, vs. MIN, 9/15/13 (TD)

1,000-YARD RUSHING SEASONS

The Bears have had 29 1,000-yard rushing seasons with Walter Payton accounting for 10 of those including the top eight single-season rushing totals in team history.

CHICAGO BEARS 1,000-YARD RUSHING SEASONS

Player	Season	Rush Yds	Player	Season	Rush Yds	Player	Season	Rush Yds
1. Walter Payton	1977	1,852	11. Walter Payton	1986	1,333	21. Matt Fortè	2012	1,094
2. Walter Payton	1984	1,684	12. Neal Anderson	1989	1,275	22. Neal Anderson	1990	1,078
3. Walter Payton	1979	1,610	13. Matt Fortè	2008	1,238	23. Rashaan Salaam	1995	1,074
4. Walter Payton	1985	1,551	14. Gale Sayers	1966	1,231	24. Matt Fortè	2010	1,069
5. Walter Payton	1980	1,460	15. Walter Payton	1981	1,222	25. Matt Fortè	2014	1,038
6. Walter Payton	1983	1,421	16. Thomas Jones	2006	1,210	26. Raymont Harris	1997	1,033
7. Walter Payton	1978	1,395	17. Anthony Thomas	2001	1,183	27. Gale Sayers	1969	1,032
8. Walter Payton	1976	1,390	18. Rick Casares	1956	1,126	28. Anthony Thomas	2003	1,024
9. Matt Fortè	2013	1,339	19. James Allen	2000	1,120	29. Beattie Feathers	1934	1,004
10. Thomas Jones	2005	1,335	20. Neal Anderson	1988	1,106			

Number of 1,000-yard rushing seasons: Walter Payton-10, (1976-81, '83-86); Matt Fortè-5, (2008, '10, '12-'14); Neal Anderson-3, (1988-90); Thomas Jones-2, (2005 & '06); Gale Sayers-2, (1966 & '69); Anthony Thomas-2, (2001 & '03); James Allen-1, (2000); Rick Casares-1, (1956); Beattie Feathers-1, (1934); Raymont Harris-1, (1997); Rashaan Salaam-1, (1995).

WON - LOST

WINS

Highest winning percentage, season

- †1.000 1942 (11 games) 11-0
- 1934 (13 games) 13-0
- .938 1985 (16 games) 15-1
- .923 1926 (16 games) 12-1-3

Lowest winning percentage, season

- .071 1969 (14 games) 1-13
- .214 1973 (14 games) 3-11
- .250 Last: 2002 (16 games) 4-12

Wins at home, season

- 9 1926 (11 games at Wrigley Field)
- 8 1985 (8 games at Soldier Field)
- 1922 (9 games at Wrigley Field)
- 1921 (10 games at Wrigley Field)
- 7 2005 (8 games at Soldier Field)
- 2001 (8 games at Soldier Field)
- 1990 (8 games at Soldier Field)
- 1988 (8 games at Soldier Field)
- 1986 (8 games at Soldier Field)
- 1933 (7 games at Wrigley Field)

Wins on the road, season

- 7 2006 (8 road games)
- 1986 (8 road games)
- 1985 (8 road games)
- 1934 (7 road games)
- 1920 (9 road games)

CONSECUTIVE GAMES

Won

- 17 11/26/33-12/2/34
- 16 11/9/41-12/6/42

Without losing

- 24 11/9/41-11/14/43 (23-0-1)

Wins at home

- 19 11/20/32-10/20/35

Wins on the road

- 10 9/28/41-12/6/42

Lost

- 8 Last: 9/22/02-11/18/02

Without winning

- 11 11/3/29-10/5/30 (0-9-2)

Losses at home

- 8 11/23/69-11/8/70

Losses on the road

- 16 11/12/73-11/30/75

**Indicates 16-game record, reflecting NFL schedule format since 1978. If a 16-game record does not fall within the top three listed, the 16-game record is also included.

SCORING

POINTS

Most, season

- 456 1985 (16 games)
- 445 2013 (16 games)
- 427 2006 (16 games)

Fewest, season

- 119 1929 (15 games)
- 123 1922 (12 games)
- 1923 (12 games)
- 216 2000 (16 games)**

Most, game

- 61 vs. GB, 12/7/80 (win, 61-7)
- vs. SF, 12/12/65 (win, 61-20)
- 58 vs. BAL, 10/21/56 (win, 58-27)
- 57 at BAL, 11/25/62 (win, 57-0)

Most, first half

- 41 vs. SF, 10/29/06 (24, 17)
- vs. WAS, 11/28/48 (20, 21)
- 31 at TEN, 11/4/12 (28,3)
- vs. DET, 9/18/05 (10, 21)
- vs. WAS, 9/29/85 (0, 31)

Most, second half

- 49 at PHI, 11/30/41 (21, 28)
- 38 at JAX, 10/7/12 (10, 28)

Most, first quarter

- 28 at TEN, 11/4/12
- 24 vs. SF, 10/29/06
- 21 vs. CIN, 9/28/86
- vs. CLE, 9/7/86
- vs. WAS, 11/9/80
- vs. Chi. Cards, 10/11/42

Most, second quarter

- 31 vs. WAS, 9/29/85
- 28 vs. TB, 9/26/93
- vs. GB, 12/7/80

Most, third quarter

- 27 vs. Chi. Cards, 9/5/37
- 24 at MIN, 9/19/85

Most, fourth quarter

- 28 Last: at JAX, 10/7/12
- 22 at PHI, 9/12/94
- 21 Last: vs. DAL 12/4/14

Margin of victory

- 57 at BAL, 11/25/62 (57-0)
- 54 vs. GB, 12/7/80 (61-7)
- 49 at NYG, 11/14/43 (56-7)
- vs. DET, 10/19/41 (49-0)

Margin of defeat

- 52 at BAL, 9/27/64 (52-0)
- 49 at GB, 9/30/62 (49-0)
- 47 at HOU, 11/6/77 (47-0)



CHICAGO BEARS TEAM RECORDS - OFFENSE

TOUCHDOWNS

Most, season

- 56 1941 (11 games)
- 54 1965 (14 games)
- 53 1942 (11 games)
- 1947 (12 games)
- 1948 (12 games)
- 52 2013 (16 games)**

Fewest, season

- 16 1982 (9 games)
- 1933 (13 games)
- 18 1974 (14 games)
- 22 2000 (16 games)**
- 1993 (16 games)**

Most, game

- 9 vs. GB, 12/7/80
- vs. SF, 12/12/65
- 8 at WAS, 10/26/47
- at NYG, 11/14/43

EXTRA POINTS MADE

Most, season

- 52 1965 (14 games)
- 51 1985 (16 games)**
- 1948 (12 games)
- 50 2013 (16 games)

Fewest, season

- 15 1933 (13 games)
- 1932 (14 games)
- 16 1982 (9 games)
- 20 1997 (16 games)**

Most, game

- 8 at WAS, 10/26/47 (8 of 8)
- at NYG, 11/14/43 (8 of 8)
- 7 vs. GB, 12/7/80 (7 of 9)
- vs. SF, 12/12/65 (7 of 9)
- at Rams, 10/13/63 (7 of 7)
- 6 Last: at TEN, 11/4/12 (6 of 6)

Most, season (no misses)

- 51 1985 (16 games)
- 47 2006 (16 games)
- 45 1995 (16 games)

EXTRA POINTS MISSED

Most, season

- 11 1941 (11 games)
- 1939 (11 games)
- 4 1976 (14 games) 27 of 31
- 1975 (14 games) 18 of 22
- 3 1983 (16 games) 35 of 38
- 1979 (16 games) 34 of 37
- 1978 (16 games) 26 of 29
- 1977 (14 games) 27 of 30

Most, game

- 3 Last: vs. CLE, 11/9/41
- 2 Last: vs. GB, 12/7/80

FIELD GOALS MADE

Most, season

- 33 2015 (16 games)
- 32 2006 (16 games)
- 31 2007 (16 games)
- 1985 (16 games)

Fewest, season

- [†]0 1947 (12 games)
- 1944 (10 games)
- 8 1969 (14 games)
- 9 1982 (9 games)
- 1974 (14 games)
- 12 2014 (16 games)**

Most, game

- 5 at PHI, 10/20/68
- vs. DET, 12/3/61
- 4 Last: at TB, 12/27/15

FIELD GOALS ATTEMPTED

Most, season

- 41 1986 (16 games)
- 39 2015 (16 games)
- 38 1985 (16 games)

Fewest, season

- 0 1944 (10 games)
- 13 1974 (14 games)
- 16 2014 (16 games)**

Most, game

- 7 vs. GB, 11/17/63
- 6 Last: at GB, 11/8/87

FIELD GOALS MISSED

Most, season

- 18 1971 (14 games) 15 of 33 made
- 15 1999 (16 games) 17 of 32 made**
- 1965 (14 games) 11 of 26 made
- 14 1970 (14 games) 20 of 34 made

Fewest, season

- 3 2013 (16 games) 26 of 29 made
- 2008 (16 games) 26 of 29 made
- 4 2014 (16 games) 12 of 16 made
- 2011 (16 games) 28 of 32 made
- 2009 (16 games) 24 of 28 made
- 2006 (16 games) 32 of 36 made
- 1989 (16 games) 15 of 19 made
- 1988 (16 games) 15 of 19 made
- 1974 (14 games) 9 of 13 made

* NFL Record

[†] Tied NFL Record

Most, game

- 4 Last: vs. PHI, 9/14/86 (2 of 6)
- 3 Last: at MIN, 10/10/99 (1 of 4)

TWO-POINT CONVERSIONS (since 1994)

Most, season

- 5 Last: 2014 (16 games)
- 2 Last: 2015 (16 games)

Most, game

- 2 at NE, 10/26/14
- 1 Last: at SD, 11/9/15

SAFETIES

Most, season

- 3 2004 (16 games)
- 1985 (16 games)
- 2 Last: 1986 (16 games)

Most, game

- 2 vs. PIT, 11/9/69
- 1 Last: vs. MIN, 10/16/11

TIME OF POSSESSION

(since 1978)

Highest average, season

- 35:08 1984 (16 games)
- 34:33 1985 (16 games)
- 33:38 1994 (16 games)

Lowest average, season

- 27:42 2002 (16 games)
- 28:07 2008 (16 games)
- 28:20 2004 (16 games)

Highest, game

- 48:50 vs. SD, 10/25/81 (OT)
- 45:32 vs. MIA, 9/4/88
- 44:53 at MIA, 10/27/97 (OT)

Lowest, game

- 18:01 at DAL, 12/27/92
- 18:57 at MIN, 10/27/02
- 19:05 at MIN, 11/29/09

FIRST DOWNS

TOTAL

Most, season

- 344 2013 (16 games)
- 343 1985 (16 games)
- 340 1995 (16 games)

Fewest, season

- 114 1937 (11 games)
- 115 1933 (13 games)
- 140 1944 (10 games)
- 226 1993 (16 games)**

Most, game

- 33 Last: vs. GB, 9/28/14
- 30 Last: at STL, 11/24/13
- 29 Last: vs. BUF, 9/7/14

Fewest, game

- 2 vs. GB, 12/10/33
- 4 vs. DET, 11/22/81
- 5 vs. NE, 10/14/79

RUSHING

Most, season

- 176 1985 (16 games)
- 166 1986 (16 games)
- 164 1984 (16 games)

Fewest, season

- 55 1970 (14 games)
- 56 1982 (9 games)
- 63 1954 (12 games)
- 71 2009 (16 games)**

Most, game

- 19 at GB, 10/30/77
- vs. GB, 11/6/55
- 18 vs. DET, 11/10/85
- 17 Last: vs. MIA, 9/4/88

Fewest, game

- 0 at DET, 11/27/14
- at MIN, 11/29/09
- at JAX, 12/12/04
- at GB, 12/11/94
- at BAL, 10/5/57
- vs. Chi. Cards, 10/14/45
- 1 Eight times; last vs. DET, 11/10/13

PASSING

Most, season

- 215 2013 (16 games)
- 203 1999 (16 games)
- 201 1995 (16 games)

Fewest, season

- 41 1940 (11 games)
- 48 1942 (11 games)
- 54 1972 (14 games)
- 98 1979 (16 games)**

Most, game

- 21 vs. NYJ, 11/16/97
- at DAL, 11/18/62
- 20 at SD, 11/9/15
- vs. CLE, 11/4/01
- at STL, 12/26/99
- 19 vs. BUF, 9/7/14
- vs. DAL, 12/9/13
- at STL, 11/24/13

**Indicates 16-game record



CHICAGO BEARS TEAM RECORDS - OFFENSE

Fewest, game

- 0 at GB, 9/28/41
vs. GB, 11/7/37
- 1 vs. MIN, 12/3/06
- 2 Last: at SEA, 9/27/15

BY PENALTY

Most, season

- *42 1987 (15 games)
- 37 2014 (16 games)
- 36 2006 (16 games)**

Fewest, season

- 5 1939 (11 games)
- 7 2000 (16 games)**
- 9 1942 (11 games)

Most, game

- 9 at CLE, 11/25/51
- 7 at TB, 9/8/91
- 6 at SF, 9/14/14
vs. MIA, 11/5/06
at GB, 10/25/92
vs. DET, 11/22/87

NET YARDS

(Rushing and passing)

YARDS

Most, season

- 6,109 2013 (16 games)
- 5,837 1985 (16 games)
- 5,830 1983 (16 games)

Fewest, season

- 2,493 1982 (9 games)
- 2,591 1932 (14 games)
- 2,626 1937 (11 games)
- 3,717 1993 (16 games)**

Most, game

- 682 at NYG, 11/14/43
- 596 vs. Chi. Cards, 12/11/49
- 594 vs. GB, 12/7/80

Fewest, game

- 24 vs. DET, 11/22/81
- 66 at DEN, 12/5/71
- 75 at DET, 10/28/62

RUSHING

ATTEMPTS

Most, season

- 674 1984 (16 games)
- 634 1978 (16 games)
- 627 1979 (16 games)

Fewest, season

- 275 1982 (9 games)
- 353 1970 (14 games)
1954 (12 games)
- 355 2014 (16 games)**

Most, game

- *72 vs. Brooklyn, 10/20/35
- 63 vs. MIN, 10/20/77
- 62 vs. BUF, 10/7/79

Fewest, game

- 8 at DET, 11/27/14
- 11 at MIN, 11/29/09
at PHI, 9/12/94
- 12 Six times; last vs. GB, 9/25/11

YARDS

Most, season

- 2,974 1984 (16 games)
- 2,847 1934 (13 games)
- 2,811 1977 (14 games)

Fewest, season

- 988 1982 (9 games)
- 1,092 1970 (14 games)
- 1,142 1954 (12 games)
- 1,330 2007 (16 games)**

Most, game

- 408 vs. Brooklyn, 10/20/35
- 406 vs. GB, 11/6/55
- 375 at GB, 10/30/77

Fewest, game

- 1 at LA Rams, 10/26/52
- 12 at NYG, 11/25/56
- 13 at DET, 11/27/14
vs. GB, 9/25/11

AVERAGE

Highest, season

- 5.02 1934 (13 games)
- 4.90 1955 (12 games)
- 4.75 1968 (14 games)
- 4.67 1983 (16 games)**

Lowest, season

- 3.08 1953 (12 games)
- 3.09 1970 (14 games)
- 3.14 2007 (16 games)**

Highest, game

- 13.75 at CIN Reds, 9/30/34
- 8.18 at DET, 9/29/13 (16 for 131)
- 7.55 vs. DET, 10/4/09 (20 for 151)

Lowest, game

- 0.03 at LA Rams, 10/26/52 (33 for 1)
- 1.08 vs. GB, 9/35/11 (12 for 13)
- 1.62 at DET, 11/27/14 (8 for 13)

**Indicates 16-game record

TOUCHDOWNS

Most, season

- 30 1941 (11 games)
- 27 1985 (16 games)**
- 1965 (14 games)

Fewest, season

- 3 1970 (14 games)
- 1933 (13 games)
- 4 1999 (16 games)**

Most, game

- 6 vs. DET, 10/19/41
- 5 vs. MIA, 9/4/88
- 4 Last: vs. TB, 12/14/91

FUMBLES

Most, season

- [†]56 1938 (11 games)
- 40 1973 (14 games)
- 1972 (14 games)
- 37 1988 (16 games)**

Fewest, season

- 16 1982 (9 games)
- 1963 (14 games)
- 19 2014 (16 games)**
- 2010 (16 games)
- 2008 (16 games)
- 20 2015 (16 games)

Most, game

- 8 at NYG, 12/18/77
- at Chi. Cards, 9/11/38
- 7 vs. GB, 10/21/85
- at BAL, 12/5/65

FUMBLES LOST

Most, season

- 26 1973 (14 games)
- 22 1986 (16 games)**

Fewest, season

- 7 2009 (16 games)
- 8 2012 (16 games)
- 2001 (16 games)
- 1982 (9 games)
- 1978 (16 games)
- 9 2015 (16 games)
- 2011 (16 games)
- 2003 (16 games)
- 1996 (16 games)

Most, game

- 5 vs. DET, 10/4/98
- vs. DAL, 9/16/73
- 4 Last: at CAR, 12/22/02

OWN RECOVERED

Most, season

- *37 1938 (11 games)
- 21 2007 (16 games)**
- 20 1981 (16 games)

Fewest, season

- 5 1963 (14 games)
- 1955 (12 games)
- 6 2008 (16 games)**
- 1989 (16 games)**

Most, game

- 7 at NYG, 12/18/77
- at Chi. Cards, 9/11/38
- 6 at GB, 11/15/81
- 5 at DET, 9/30/07
- at MIN, 10/5/75

PASSING

ATTEMPTS

Most, season

- 684 1999 (16 games)
- 609 2014 (16 games)
- 595 1997 (16 games)

Fewest, season

- 147 1937 (11 games)
- 148 1932 (14 games)
- 170 1936 (12 games)
- 352 1978 (16 games)**

Most, game

- 65 vs NYJ, 11/16/97
- 63 at WAS, 10/31/99
- 59 at NYG, 10/23/49

Fewest, game

- 4 vs. DET, 10/15/67
- 7 vs. TB, 11/26/78
- 8 vs. DET, 10/19/80
- vs. BUF, 10/7/79

COMPLETIONS

Most, season

- 404 1999 (16 games)
- 396 2014 (16 games)
- 373 2013 (16 games)

Fewest, season

- 56 1937 (11 games)
- 57 1934 (13 games)
- 58 1936 (12 games)
- 186 1978 (16 games)**

**Indicates 16-game record



CHICAGO BEARS TEAM RECORDS - OFFENSE

Most, game

- 36 at STL, 11/24/13
- at WAS, 10/31/99
- 34 Last: at BUF, 9/7/14
- 33 vs. NYJ, 11/16/97
- at WAS, 10/25/64

Fewest, game

- 1 Last: at PHI, 12/10/72

COMPLETION PERCENTAGE

Highest, season

- 65.0 2014 (16 games) 396 of 609
- 64.4 2013 (16 games) 373 of 579
- 63.9 2015 (16 games) 334 of 523

Lowest, season

- 29.7 1934 (13 games) 57 of 192
- 33.2 1935 (12 games) 73 of 220
- 34.1 1936 (12 games) 58 of 170
- 45.4 1981 (16 games) 222 of 469**

Highest, game (10+)

- 83.3 vs. GB, 12/7/80 (20 of 24)
- 81.5 vs. NYJ, 12/15/02 (22 of 27)
- vs. NE, 12/10/00 (22 of 27)
- 80.8 at DET, 12/5/10 (21 of 26)

Lowest, game (10+)

- 11.7 vs. DEN, 12/12/76 (2 of 17)
- 16.7 vs. GB, 12/31/06 (2 of 12)
- 21.7 vs. KC, 12/29/90 (5 of 23)



Jay Cutler and Jimmy Clausen combined to establish a franchise record 65.0 completion percentage in 2014 while throwing 30 touchdowns (Cutler-28, Clausen-2) which ranks second all time.

NET YARDS (Gross yards minus sack yards)

Most, season

- 4,281 2013 (16 games)
- 4,136 1999 (16 games)
- 3,792 2014 (16 games)

Fewest, season

- 955 1934 (13 games)
- 971 1932 (14 games)
- 1,014 1937 (11 games)
- 1,933 1978 (16 games)**

Most, game

- 488 at NYG, 11/14/43
- 468 vs. Chi. Cards, 12/11/49

Fewest, game

- 20 vs. DET, 11/22/81
- 16 at HOU, 11/6/77

TIMES SACKED

Most, season

- 66 2004 (16 games)
- 56 2010 (16 games)
- 55 1969 (14 games)

Fewest, season

- 15 1995 (16 games)
- 17 2001 (16 games)
- 20 1963 (14 games)

Most, game

- 10 at NYG, 10/3/10
- 9 vs. GB, 1/2/05
- vs. MIN, 10/25/93
- at DEN, 12/5/71
- at MIN, 11/2/69

YARDS LOST

Most, season

- 449 2004 (16 games)
- 439 1969 (14 games)
- 395 1973 (14 games)

Fewest, season

- 95 1995 (16 games)
- 109 1947 (12 games)
- 120 2001 (16 games)

Most, game

- 78 at MIN, 11/2/69
- 70 at DEN, 12/5/71

TOUCHDOWN PASSES

Most, season

- 32 2013 (16 games)
- 30 2014 (16 games)
- 29 1995 (16 games)
- 1947 (12 games)

**Indicates 16-game record

Fewest, season

- 5 1950 (12 games)
- 7 1993 (16 games)**
- 1978 (16 games)**

Most, game

- †7 at NYG, 11/14/43
- 4 Last: at SF, 9/14/14

HAD INTERCEPTED

Most, season

- 35 1954 (12 games)
- 1947 (12 games)
- 32 1960 (14 games)
- 28 1978 (16 games)**

Fewest, season

- 7 1932 (14 games)
- 10 1995 (16 games)**
- 11 1982 (9 games)
- 1941 (11 games)

Most, game

- 8 at DET, 9/22/68
- 7 at CLE, 12/22/60
- at BAL, 10/2/60
- vs. LA Rams, 10/9/49

Returned for TD, season

- *6 1992 (16 games)

INTERCEPTION PERCENTAGE

Highest, season

- 14.95 1942 (11 games) 29 int., 194 att.
- 13.67 1933 (13 games) 29 int., 212 att.
- 7.95 1978 (16 games) 28 int., 352 att.

Lowest, season

- 1.91 1995 (16 games) 10 int., 523 att.
- 2.24 2013 (16 games) 13 int., 579 att.
- 2.58 2008 (16 games) 12 int., 465 att.

PUNTING

PUNTS

Most, season

- 114 1981 (16 games)
- 110 2004 (16 games)
- 100 1976 (14 games)

Fewest, season

- 32 1941 (11 games)
- 38 1947 (12 games)
- 44 1945 (10 games)
- 58 1995 (16 games)**

Most, game

- 17 vs. GB, 10/22/33
- 14 vs. GB, 12/10/33
- 12 vs NO, 10/5/97

Fewest, game

- 0 vs. GB, 9/28/14
- vs. DAL, 12/9/13
- vs. DET, 10/1/72
- at NYG, 11/28/65
- vs. GB, 11/6/55

GROSS AVERAGE

Highest, season

- 46.5 1963 (14 games)
- 44.8 1996 (16 games)**
- 44.5 1964 (14 games)

Lowest, season

- 35.7 1945 (10 games)
- 36.2 1983 (16 games)**
- 36.9 1976 (14 games)

Highest, game (4+ punts)

- 57.3 vs. LA Rams, 11/16/52
- 54.6 vs. GB, 10/21/85
- 54.0 at TB, 10/6/85

Lowest, game (4+)

- 22.1 at MIN, 10/10/76
- 25.0 at Card-Pitt, 12/3/44
- 26.4 vs. GB, 10/21/74

PUNT RETURNS

RETURNS

Most, season

- 64 1984 (16 games)
- 60 1950 (12 games)
- 57 1986 (16 games)

Fewest, season

- 18 2013 (16 games)
- 19 1968 (14 games)
- 21 2014 (16 games)

Most, game

- 11 vs. Chi. Cards, 10/8/50
- 8 vs. NE, 9/16/85
- at DET, 12/16/84

YARDS

Most, season

- 781 1948 (12 games)
- 651 2007 (16 games)**
- 607 2006 (16 games)

Fewest, season

- 81 1968 (14 games)
- 97 1966 (14 games)
- 109 2014 (16 games)**

Most, game

- 152 at ARZ, 10/16/06
- 151 vs. Chi. Cards, 10/12/41
- 143 vs. KC, 9/16/07

* NFL Record

† Tied NFL Record



CHICAGO BEARS TEAM RECORDS - OFFENSE

Fewest, game

- 6 vs. MIN, 12/19/65
- 5 at DAL, 9/19/10
- vs. DAL, 11/24/68
- vs. GB, 10/16/66

AVERAGE

Highest, season

- 20.2 1941 (11 games)
- 17.1 2010 (16 games)**
- 15.7 2011 (16 games)

Lowest, season

- 3.4 1957 (12 games)
- 3.8 1953 (12 games)
- 3.9 1966 (14 games)
- 5.2 2014 (16 games)**

TOUCHDOWNS

Most, season

- 4 2007 (16 games)
- 3 2010 (16 games)
- 2006 (16 games)
- 2 2011 (16 games)
- 1987 (15 games)
- 1941 (11 games)

Most, game

- 1 Last: at WAS, 10/20/13

FAIR CATCHES

Most, season

- 28 1967 (14 games)

Fewest, season

- 3 1975 (14 games)

Most, game

- 6 vs. MIN, 9/15/96
- vs. MIN, 12/10/67
- at StL Cards, 10/31/66
- 5 Last: at DEN, 12/11/11

KICK RETURNS

RETURNS

Most, season

- 83 2002 (16 games)
- 80 2009 (16 games)
- 79 1997 (16 games)

Fewest, season

- 20 1942 (11 games)
- 26 1963 (14 games)
- 29 1941 (11 games)
- 1948 (12 games)
- 1943 (10 games)
- 33 2015 (16 games)**

Most, game

- 10 at GB, 11/9/14
- at Chi. Cards, 11/27/55
- 9 at SF, 9/7/03
- at GB, 12/11/94
- at SF, 12/23/91
- 8 Last: at MIN, 11/29/09

Fewest, game

- 0 Last: at TB, 11/6/94

YARDS

Most, season

- 1,999 2009 (16 games)
- 1,919 2008 (16 games)
- 1,762 2002 (16 games)

Fewest, season

- 424 1963 (14 games)
- 537 1942 (11 games)
- 632 1982 (9 games)
- 763 1991 (16 games)**

Most, game

- 304 vs. GB, 11/9/52
- 288 at GB, 11/9/14
- 263 vs. MIN, 9/15/13

Fewest, game

- 1 vs. GB, 12/23/07

AVERAGE

Highest, season

- *29.4 1972 (14 games)
- 27.9 1966 (14 games)
- 26.9 1942 (11 games)
- 27.0 2015 (16 games)**

Lowest, season

- 16.3 1990 (16 games)
- 1963 (14 games)
- 16.4 1983 (16 games)

TOUCHDOWNS

Most, season

- [†]4 1970 (14 games)
- 3 1967 (14 games)
- 2 Last: 2007 (16 games)**

Most, game

- [†]2 at STL, 12/11/06
- vs. GB, 11/9/52
- at GB, 9/22/40

* NFL Record

[†] Tied NFL Record

PENALTIES

Most, season

124	2004 (16 games)
122	1948 (12 games)
121	1981 (16 games)
	1944 (10 games)

Fewest, season

57	1955 (12 games)
58	1982 (9 games)
61	1953 (12 games)
63	2001 (16 games)**

Most, game

[†] 22	at PHI, 11/26/44
17	at OAK, 9/26/99
16	at TB, 10/21/84
	at DEN, 10/16/78
	at BAL, 12/5/65

Fewest, game

[†] 0	6 times, last vs. DEN, 11/22/15
1	Last: vs. DET, 1/3/16

YARDS PENALIZED

Most, season

1,194	1968 (14 games)
1,107	1951 (12 games)
1,066	1948 (12 games)
966	1981 (16 games)**

Fewest, season

350	1938 (11 games)
354	1935 (12 games)
416	1939 (11 games)
503	1994 (16 games)**

Most, game

170	vs. ARZ, 9/20/15
	at PHI, 11/26/44
163	at GB, 11/9/14
147	at DEN, 10/16/78
	vs. WAS, 10/3/67

Fewest, game

[†] 0	vs. DEN, 11/22/15
	vs. PHI, 12/24/95
	at STL, 9/24/95
	at DET, 11/28/91
	vs. MIN, 10/23/72
	at CLE, 10/9/38
5	Last: vs. JAX, 12/7/08

SPECIAL TEAMS IN THE RANKINGS

The Bears special teams unit finished 12th in the NFL during the 2015 regular season according to a composite ranking system based on the one used by Rick Gosselin of the *Dallas Morning News*. The system ranks each of the special teams units of every NFL team by way of 22 statistical categories. The rankings focus on return yards, coverage, drive starting point, punting categories, field goals, extra points, turnovers, blocked kicks, points and penalties.

Special teams leaders since 1990 below along with where Chicago finished each year since 1990.

Year	Bears Rank	Champion	Year	Bears Rank	Champion
2015	12	Baltimore	2002	14	New Orleans
2014	26	Philadelphia	2001	2	Philadelphia
2013	11	Kansas City	2000	15	Miami
2012	9	Minnesota	1999	4	Seattle
2011	3	San Francisco	1998	4	Dallas
2010	4	New England	1997	28	Jacksonville
2009	6	Cleveland	1996	19	Buffalo
2008	8	Buffalo	1995	17	Washington
2007	1	Chicago	1994	9	Cleveland
2006	1	Chicago	1993	8	New Orleans
2005	11	Buffalo	1992	8	Indianapolis
2004	10	Buffalo	1991	25	LA Raiders
2003	7	Philadelphia	1990	13	Atlanta



SCORING

POINTS ALLOWED

Most, season

- 478 2013 (16 games)
- 442 2014 (16 games)
- 421 1997 (16 games)

Fewest, season

- 21 1920 (13 games)
- 35 1923 (12 games)
- *44 1932 (14 games) *Modern Era Record
- 1922 (12 games)
- 187 1986 (16 games)**

Most, game

- 55 at GB, 11/9/14
- at DET, 11/27/97
- 54 at PHI, 12/22/13
- 53 at Chi. Cards, 11/27/55

Most, first half

- 42 at GB, 11/9/14 (14, 28)
- 38 at NE, 10/26/14 (7, 31)
- 34 at BAL, 10/4/58 (27, 7)

Most, second half

- 38 at DET, 11/27/97 (17, 21)
- 35 at GB, 9/30/62 (21, 14)
- 34 at DET, 9/30/07 (0, 34)

Most, first quarter

- 27 at BAL, 10/4/58
- 21 at PHI, 12/22/13
- at STL, 11/24/13
- 20 at TB, 10/25/87

Most, second quarter

- 31 at NE, 10/26/14
- at MIA, 12/2/85
- 28 at GB, 11/9/14
- 27 at DET, 9/29/13

Most, third quarter

- 24 at DAL, 12/27/92
- 21 Last: vs. DAL, 12/4/14

Most, fourth quarter

- *34 at DET, 9/30/07
- 28 at SF, 12/23/91
- vs. GB, 11/6/55
- at LA Rams, 10/26/52
- 21 Last: at PHI, 12/22/13

TOUCHDOWNS ALLOWED

Most, season

- 56 2013 (16 games)
- 50 1997 (16 games)
- 49 2014 (16 games)

Fewest, season

- †6 1932 (14 games)
- 18 1963 (14 games)
- 20 2005 (16 games)**
- 1986 (16 games)**
- 1982 (9 games)

Most, game

- 7 Last: vs. ARZ, 9/20/15
- 6 Last: at NE, 10/26/14

EXTRA POINTS ALLOWED

Most, season

- 55 2013 (16 games) 55 of 56
- 49 2014 (16 games) 49 of 49
- 47 1975 (14 games) 47 of 48

Fewest, season

- 4 1932 (14 games)
- 18 1982 (9 games) 18 of 20
- 1963 (14 games) 18 of 18
- 19 2005 (16 games) 19 of 20**
- 2001 (16 games) 19 of 20**
- 1986 (16 games) 19 of 20**

Most, game

- 7 Last: at GB, 11/9/14
- 6 Last: vs. ARZ, 9/20/15

OPPONENTS' EXTRA POINTS MISSED

Most, season

- 6 1955 (12 games)
- 4 1978 (16 games) 28 of 32
- 1974 (14 games) 29 of 33
- 1970 (14 games) 27 of 31
- 3 Last: 2015 (16 games) 43 of 46

Most, game

- 3 vs. CLE, 11/24/40
- 2 Last: at TB, 10/22/79

FIELD GOALS MADE ALLOWED

Most, season

- 38 2008 (16 games)
- 37 2002 (16 games)
- 33 2014 (16 games)

**Indicates 16-game record

* NFL Record

† Tied NFL Record

Fewest, season

- †0 1942 (11 games)
1932 (14 games)
- 1 1943 (12 games)
- 2 1944 (12 games)
- 12 1979 (16 games)**
1985 (16 games)**

Most, game

- 6 at OAK, 11/27/11
- 5 vs. CAR, 10/28/12
at ATL, 10/12/08
vs. OAK, 10/5/03
at SF, 9/7/03
vs. TB, 12/29/02
at MIN, 10/10/99
vs. KC, 12/29/90
vs. MIN, 9/23/73
vs. WAS, 11/14/71

FIELD GOAL ATTEMPTS ALLOWED

Most, season

- 44 2002 (16 games)
- 41 1994 (16 games)
1971 (14 games)
- 39 2014 (16 games)
1973 (14 games)

Fewest, season

- 2 1942 (11 games)
- 5 1951 (12 games)
- 6 1944 (10 games)
- 19 1985 (16 games)**

Most, game

- 7 vs. DAL, 11/24/68
- 6 Last: at OAK, 11/27/11
- 5 Last: vs. CAR, 10/28/12

OPPONENTS' FIELD GOALS MISSED

Most, season

- 18 1968 (14 games) 13 of 31
- 15 1971 (14 games) 24 of 39
- 14 1967 (14 games) 10 of 24
- 13 1987 (16 games) 18 of 31
1980 (16 games) 14 of 27

Fewest, season

- 2 2013 (16 games) 28 of 30
- 3 1978 (16 games) 16 of 19

Most, game

- 5 vs. DAL, 11/24/68 (2 of 7)
- 4 vs. ATL, 9/26/76 (1 of 5)
at NO, 10/7/73 (0 of 4)
- 3 Last: vs. GB, 10/7/02 (2 of 5)

**Indicates 16-game record

OPPONENTS' SAFETIES AGAINST

Most, season

- 2 Last: 1988 (16 games)

Most, game

- 1 Last: at PHI, 12/22/13

FIRST DOWNS

TOTAL ALLOWED

Most, season

- 353 2013 (16 games)
- 332 1989 (16 games)
- 328 2002 (16 games)

Fewest, season

- 98 1942 (11 games)
- 166 1982 (9 games)
- 196 1963 (14 games)
- 216 1984 (16 games)**

Most, game

- 35 at WAS, 11/26/89
- 32 at NE, 10/26/14
- 31 at MIN, 11/29/09
vs. IND, 11/21/04
at CLE, 11/3/80

Fewest, game

- 3 at DET, 11/23/41
at CLE, 10/9/38
- 5 at GB, 10/17/91
- 6 Last: vs. SEA, 9/9/90

RUSHING ALLOWED

Most, season

- 147 2013 (16 games)**
- 138 1973 (14 games)
- 124 1977 (14 games)

Fewest, season

- *35 1942 (11 games)
- 49 1943 (10 games)
1944 (10 games)
- 53 1982 (9 games)
- 67 1986 (16 games)**

Most, game

- 19 vs. DEN, 12/12/76
at MIN, 10/17/65
- 17 vs. LA Rams, 12/2/73
- 16 at PHI, 12/22/13

Fewest, game

- †0 at ARZ, 12/23/12
vs. DET, 11/20/94
vs. BUF, 10/2/88
at TB, 10/6/85
at DET, 10/28/45
at Chi. Cards, 12/6/42
at CLE, 10/10/37



PASSING ALLOWED

Most, season

227	2014 (16 games)
212	1995 (16 games)
208	2008 (16 games)

Fewest, season

*33	1943 (10 games)
38	1944 (10 games)
44	1945 (10 games)
122	1984 (16 games)**

Most, game

25	at NE, 10/26/14
24	at DAL, 10/1/12
23	at SF, 12/17/00

Fewest, game

[†] 0	Last: vs. ATL, 11/24/85
----------------	-------------------------

BY PENALTY

Most, season

36	1968 (14 games)
33	2002 (16 games)**
30	1988 (16 games)

Fewest, season

10	1953 (12 games)
11	2010 (16 games)**
	1982 (9 games)
	1977 (14 games)
12	1994 (16 games)

Most, game

7	at PHI, 11/26/44
5	at GB, 11/26/15
	vs. WAS, 9/15/68
4	Last: vs. BAL, 11/17/13

NET YARDS

YARDS ALLOWED (Rushing & passing)

Most, season

6,313	2013 (16 games)
6,033	2014 (16 games)
5,729	1989 (16 games)

Fewest, season

1,703	1942 (11 games)
2,006	1944 (10 games)
2,133	1938 (11 games)
3,860	1984 (16 games)**

Most, game

583	at LA Rams, 12/26/82
557	at LA Rams, 10/24/54
550	at CLE, 11/25/61

Fewest, game

33	vs. PHI, 10/25/42
54	at PIT, 10/2/39
86	vs. PIT, 11/9/69

RUSHING

ATTEMPTS ALLOWED

Most, season

564	1978 (16 games)
563	1973 (14 games)
547	1975 (14 games)

Fewest, season

260	1982 (9 games)
294	1942 (11 games)
298	1944 (10 games)
359	1985 (16 games)**

Most, game

59	vs. DEN, 12/12/76
55	at DAL, 10/24/76
54	at NE, 10/30/88

Fewest, game

10	vs. ATL, 9/27/92
	vs. BUF, 10/2/88
	vs. MIA, 9/4/88
11	vs. TB, 10/23/11 (Wembley Stadium)
	vs. GB, 11/27/88
12	vs. DET, 11/22/87

YARDS ALLOWED

Most, season

2,583	2013 (16 games)
2,509	1973 (14 games)
2,157	1977 (14 games)

Fewest, season

*519	1942 (11 games)
812	1939 (11 games)
902	1982 (9 games)
1,313	2001 (16 games)**

Most, game

393	at DET, 11/26/36
356	vs. DEN, 12/12/76
311	vs. MIN, 10/14/07

Fewest, game

-36	vs. PHI, 11/19/39
-17	at Chi. Cards, 12/6/42
0	vs. BUF, 10/2/88
11	at MIN, 10/28/96

AVERAGE ALLOWED

Highest, season

5.34	2013 (16 games)
5.28	1955 (12 games)
5.26	1951 (12 games)
4.73	1962 (14 games)

* NFL Record

[†] Tied NFL Record

Lowest, season

- 1.77 1942 (11 games)
- 2.26 1937 (11 games)
- 2.30 1939 (11 games)
- 3.41 1988 (16 games)**

Highest, game

- 9.52 at DEN, 11/23/03 (21 for 200 yards)
- 9.11 at NYJ, 9/25/94 (18 for 164 yards)
- 9.05 at DET, 10/10/11 (20 for 181 yards)

Lowest, game

- 0.89 at Chi. Cards, 12/6/42 (19 for -17 yards)
- 0.00 vs. BUF, 10/2/88 (10 for 0 yards)
- 0.69 vs. TEN, 11/9/08 (29 for 20 yards)

TOUCHDOWNS ALLOWED

Most, season

- 25 1975 (14 games)
- 22 2013 (16 games)**
- 21 1989 (16 games)

Fewest, season

- 3 1942 (11 games)
- 1932 (14 games)
- 4 1986 (16 games)**
- 1982 (9 games)
- 1933 (13 games)

Most, game

- 6 at Chi. Cards, 11/28/29
- 5 vs. GB, 11/4/62
- at GB, 9/30/62
- 4 Last: at PHI, 12/22/13

PASSING

ATTEMPTS ALLOWED

Most, season

- 631 2011 (16 games)
- 622 2008 (16 games)
- 602 2001 (16 games)

Fewest, season

- 187 1933 (13 games)
- 190 1938 (11 games)
- 194 1935 (12 games)
- 435 1984 (16 games)**

Most, game

- 67 vs. TB, 9/21/08
- 63 vs. DET, 11/13/11
- 62 vs. PHI, 10/2/89

Fewest, game

- 3 at DET, 11/28/35
- vs. NYG, 11/17/35
- 9 vs. ATL, 9/17/72
- 10 vs. GB, 11/12/72

COMPLETIONS ALLOWED

Most, season

- 383 2011 (16 games)
- 2008 (16 games)
- 374 1995 (16 games)
- 366 2014 (16 games)

Fewest, season

- 59 1935 (12 games)
- 63 1933 (13 games)
- 64 1943 (12 games)
- 197 1984 (16 games)**

Most, game

- 41 at TB, 11/18/01
- 40 at DAL, 10/1/12
- 38 vs. TB, 9/21/08

Fewest, game

- †0 at GB, 9/25/49
- at Boston, 11/5/33
- vs. Chi. Cards, 10/15/33
- 1 vs. SF, 11/13/05
- 3 vs. ATL, 11/24/85
- vs. GB, 12/16/73
- at GB, 11/4/73

OPPONENTS' COMPLETION PERCENTAGE

Highest, season

- 66.8 2014 (16 games)
- 64.2 2009 (16 games)
- 64.0 1998 (16 games)

Lowest, season

- 30.4 1935 (12 games)
- 31.5 1943 (10 games)
- 32.3 1934 (13 games)
- 44.4 1981 (16 games)**

Highest, game (10+ attempts)

- 86.8 at NE, 10/26/14
- 86.7 at BAL, 9/27/64
- 85.0 at MIN, 12/20/15
- at ATL, 10/14/73

Lowest, game (10+)

- †0.0 at GB, 9/25/49
- 7.7 vs. SF, 11/13/05
- 17.4 vs. ATL, 11/24/85
- at DET, 11/5/67

NET YARDS ALLOWED

Most, season

- 4,230 2014 (16 games)
- 4,065 2011 (16 games)
- 4,001 1995 (16 games)



CHICAGO BEARS TEAM RECORDS - DEFENSE

Fewest, season

- 691 1933 (13 games)
- 1,674 1973 (14 games)
- 1,765 1963 (14 games)
- 2,486 1984 (16 games)**

Most, game

- 506 at LA Rams, 12/26/82
- 411 at MIN, 9/19/85
- 407 vs. TB, 9/21/08

Fewest, game

- 22 vs. ATL, 11/24/85
- 12 at GB, 11/4/73
- 7 vs. TB, 11/26/78

SACKS (since 1972)

Most, season

- 72 1984 (16 games)
- 70 1987 (15 games)
- 64 1985 (16 games)

Fewest, season

- 18 2003 (16 games)
- 23 1972 (14 games)
- 25 1974 (14 games)

Most, game

- 12 at DET, 12/16/84
- 11 at PHI, 10/4/87
- vs. MIN, 10/28/84
- 9 Last: at LA Raiders, 12/27/87

YARDS LOST

Most, season

- 583 1984 (16 games)
- 503 1986 (16 games)
- 484 1987 (15 games)

Fewest, season

- 105 2003 (16 games)
- 154 1953 (12 games)
- 171 1974 (14 games)

Most, game

- 114 vs. MIN, 12/17/61
- 107 vs. DET, 11/20/60
- 101 vs. MIN, 10/28/84

TD PASSES ALLOWED

Most, season

- 34 2014 (16 games)
- 31 2015 (16 games)
- 29 2009 (16 games)

Fewest, season

- 2 1934 (13 games)
- 3 1936 (12 games)
- 1932 (14 games)
- 4 1933 (13 games)
- 10 2005 (16 games)**

Most, game

- 6 at GB, 11/9/14
- 5 at NE, 10/26/14
- at GB, 12/25/11
- vs. ARZ, 11/8/09
- at CIN, 10/25/09
- at GB, 11/12/95
- at MIN, 11/28/82
- at PIT, 9/28/80
- vs. SF, 11/19/72
- 4 Last: at MIN, 12/20/15

TURNOVERS

TAKEAWAYS

Most, season

- 58 1947 (12 games)
- 54 1985 (16 games)**
- 51 1963 (14 games)

Fewest, season

- 20 2003 (16 games); 15 INTs, 5 FRs
- 2000 (16 games); 11 INTs, 9 FRs
- 1982 (9 games); 13 INTs, 7 FRs
- 22 1994 (16 games); 12 INTs, 10 FRs

Most, game

- †12 at DET, 11/22/42 (7 int, 5 fum)
- 9 vs. StL Cards, 11/19/67 (7 int, 2 fum)
- 8 vs. TB, 9/2/84 (6 int, 2 fum)
- at GB, 9/24/67 (5 int, 3 fum)
- vs. PHI, 10/27/63 (4 int, 4 fum)
- at LA Rams, 10/13/63 (6 int, 2 fum)

FUMBLES

OPPONENTS' FUMBLES

Most, season

- 44 1952 (12 games)
- 38 1990 (16 games)**
- 37 2010 (16 games)
- 1987 (15 games)
- 1983 (16 games)
- 1976 (14 games)
- 1972 (14 games)

Fewest, season

- 13 1960 (12 games)
- 17 2008 (16 games)**
- 1988 (16 games)

* NFL Record

† Tied NFL Record

Most, game

- 7 at GB, 9/16/90
vs. GB, 12/18/83
at LA Rams, 9/16/66
at LA Rams, 11/15/64
- 6 at TEN, 11/4/12
vs. DET, 10/22/12
vs. WAS, 10/24/10

OPPONENTS' FUMBLES LOST

Most, season

- 26 1952 (12 games)
- 24 1965 (14 games)
1962 (14 games)
- 23 1976 (14 games)
1971 (14 games)
- 22 1981 (16 games)**

Fewest, season

- 5 2003 (16 games)
- 6 1945 (10 games)
1943 (10 games)
- 7 1982 (9 games)

Most, game

- 5 at OAK, 9/26/99
at KC, 11/8/81
at DEN, 9/30/73
- 4 Last: at TEN, 11/4/12

TOUCHDOWNS ON FUMBLES

Most, season

- 5 1942 (11 games)
- 2 Last: 2011 (16 games)**

Most, game

- 2 at ARZ, 10/16/06
vs. WAS, 11/28/48
- 1 Last: at KC, 10/11/15

INTERCEPTIONS

INTERCEPTIONS

Most, season

- 37 1935 (12 games)
- 36 1963 (14 games)
- 35 1936 (12 games)
- 34 1985 (16 games)**

Fewest, season

- 8 2015 (16 games)
- 9 2002 (16 games)
- 10 1964 (14 games)
1960 (12 games)

Most, game

- 7 vs. StL Cards, 11/19/67
at Chi. Cards, 12/5/54
at DET, 11/22/42

at GB, 9/22/40

- 6 vs. TB, 9/2/84
at LA Rams, 10/13/63

YARDS RETURNED

Most, season

- 585 1941 (11 games)
- 546 2004 (16 games)**
- 537 1963 (14 games)

Fewest, season

- 60 1997 (16 games)
- 69 1987 (15 games)
- 99 1982 (9 games)

Most, game

- 149 vs. LA Rams, 10/11/64
- 140 vs. GB, 12/4/05

TOUCHDOWNS

Most, season

- 8 2012 (16 games)
- 5 2013 (16 games)
2004 (16 games)
- 4 Last: 2011 (16 games)

Most, game

- 2 Last: at JAX, 10/7/12

PUNTING

PUNTS ALLOWED

Most, season

- 100 2006 (16 games)
1986 (16 games)
1984 (16 games)
- 99 1983 (16 games)
- 98 1981 (16 games)

Fewest, season

- 42 1945 (10 games)
- 49 2014 (16 games)**
1982 (9 games)
- 56 1941 (11 games)

Most, game

- 16 vs. Chi. Cards, 11/30/33
- 15 vs. NYG, 11/17/35
- 11 vs. KC, 12/4/11
vs. TB, 12/17/07
at CAR, 12/22/02
vs. NE, 9/16/85
at CLE, 10/15/72

Fewest, game

- †0 vs. GB, 9/28/14
vs. GB, 12/17/89
at MIA, 9/23/79
at GB, 9/24/67
at DET, 12/2/56



GROSS AVERAGE ALLOWED

Highest, season

- 46.6 1964 (14 games)
- 44.5 2013 (16 games)
- 44.2 2015 (16 games)

Lowest, season

- 35.4 1978 (16 games)
- 36.3 1976 (14 games)
- 37.3 1995 (16 games)

Highest, game (4+ punts)

- 61.8 vs. DET, 11/24/46
- 55.3 at DET, 10/18/15
- at DAL, 9/28/97
- 54.6 at OAK, 11/27/11

Lowest, game (4+)

- 19.0 vs. GB, 12/23/07
- 23.6 vs. ATL, 11/19/78
- 25.5 at PIT, 11/30/58

PUNT RETURNS

RETURNS ALLOWED

Most, season

- 66 1981 (16 games)
- 58 1974 (14 games)
- 57 2004 (16 games)

Fewest, season

- 15 2013 (16 games)
- 20 1941 (11 games)
- 22 1993 (16 games)
- 1965 (14 games)

Most, game

- 9 at Chi. Cards, 11/29/59
- 8 at DEN, 12/11/11
- at OAK, 11/11/07
- vs. WAS, 10/11/81
- at ATL, 10/13/74
- 7 Last: vs. TB, 12/17/06

Fewest, game

- †0 Last: vs. GB, 12/29/13

YARDS ALLOWED

Most, season

- 727 1997 (16 games)
- 633 1974 (14 games)
- 612 1952 (12 games)

Fewest, season

- 84 2012 (16 games)
- 106 1969 (14 games)
- 110 1972 (14 games)

Most, game

- 147 vs. GB, 11/8/59
- 117 at ATL, 10/13/74
- 116 at TB, 12/21/97

AVERAGE RETURN ALLOWED

Highest, season

- 17.0 1941 (11 games)
- 16.1 1952 (12 games)
- 16.0 1947 (10 games)
- 14.0 1997 (16 games)**

Lowest, season

- 3.4 2012 (16 games)
- 3.8 1969 (14 games)
- 4.1 1967 (14 games)

TOUCHDOWNS ALLOWED

Most, season

- 2 1997 (16 games)
- 1996 (16 games)
- 1954 (12 games)
- 1952 (12 games)
- 1947 (12 games)
- 1941 (11 games)
- 1933 (13 games)

Most, game

- 1 Last: vs. MIN, 11/1/15

FAIR CATCHES FORCED

Most, season

- 38 1993 (16 games)
- 33 2000 (16 games)
- 27 2011 (16 games)
- 2008 (16 games)

Fewest, season

- 5 1989 (16 games)
- 6 1990 (16 games)
- 7 1987 (15 games)
- 1982 (9 games)
- 1980 (16 games)

Most, game

- 7 vs. DET, 11/21/76
- 6 at GB, 12/16/73

KICKOFF RETURNS

RETURNS ALLOWED

Most, season

- 83 2006 (16 games)
- 78 1985 (16 games)
- 73 1990 (16 games)

Fewest, season

- 30 1982 (9 games)
- 32 1971 (14 games)
- 33 1957 (12 games)
- 1973 (14 games)
- 35 2014 (16 games)**
- 2011 (16 games)**

Most, game

- 10 at DET, 9/24/89
- 9 vs. TB, 9/25/93
- vs. GB, 12/7/80
- vs. BAL, 10/21/56
- at Boston, 11/21/48
- 8 Last: at MIN, 12/20/10

Fewest, game

- †0 Last: vs. SEA, 12/2/12

YARDS ALLOWED

Most, season

- 1,827 1985 (16 games)
- 1,730 2006 (16 games)
- 1,656 2008 (16 games)

Fewest, season

- 435 1940 (11 games)
- 537 1982 (9 games)
- 614 2014 (16 games)

Most, game

- 275 at DET, 9/24/89
- 254 at LA Rams, 10/13/63
- 234 vs. GB, 12/7/80

Fewest, game

- †0 Last: at DEN, 12/11/11

AVERAGE ALLOWED

Highest, season

- 27.8 1960 (12 games)
- 26.6 1956 (12 games)
- 26.1 1957 (12 games)
- 25.2 2015 (16 games)**

Lowest, season

- 16.0 1946 (11 games)
- 16.6 1999 (16 games)**
- 17.3 1993 (16 games)

TOUCHDOWNS ALLOWED

Most, season

- 2 2015
- 1 Last: 2013

Most, game

- 1 Last: at SEA, 9/27/15

PENALTIES

OPPONENTS' PENALTIES

Most, season

- 132 2006 (16 games)
- 129 1980 (16 games)
- 120 2004 (16 games)
- 1987 (15 games)

Fewest, season

- 34 1942 (11 games)
- 43 1941 (11 games)
- 52 1982 (9 games)
- 69 2013 (16 games)**

Most, game

- 21 at CLE, 11/25/51
- 18 vs. GB, 9/27/10
- 16 at SF, 9/14/14
- at GB, 11/8/87

Fewest, game

- †0 Last: at GB, 11/4/13
- 1 Last: vs. GB, 12/29/13

OPPONENTS' YARDS PENALIZED

Most, season

- 1,109 1980 (16 games)
- 1,103 1987 (15 games)
- 1,084 2006 (16 games)

Fewest, season

- 110 1937 (11 games)
- 451 1982 (9 games)
- 601 1974 (14 games)
- 645 1994 (16 games)**

Most, game

- 209 at CLE, 11/25/51
- 152 vs. GB, 9/27/10
- 149 vs. NO, 10/8/00

Fewest, game

- †0 Last: at GB, 11/4/13
- 5 Last: vs. LA Rams, 12/18/94

**Indicates 16-game record



SERVICE

Games

- 13 Mark Bortz, 1983-94
- 12 Kevin Butler, 1985-95
- Dennis Gentry, 1982-92
- Dan Hampton, 1979-90
- Jay Hilgenberg, 1981-91
- Steve McMichael, 1981-93
- Ron Rivera, 1984-92
- Mike Singletary, 1981-92
- Keith Van Horne, 1981-93
- 11 Jim Covert, 1983-90

Starts

- 12 Mark Bortz, 1983-94
- Jay Hilgenberg, 1981-91
- Mike Singletary, 1981-92
- Keith Van Horne, 1981-93
- 11 Jim Covert, 1983-90
- Dan Hampton, 1979-90
- Steve McMichael, 1981-93
- 10 Richard Dent, 1983-93, 95
- Tom Thayer, 1985-92

SCORING

Points, career

- 74 Kevin Butler, 1985-95
- 37 Robbie Gould, 2005-15
- 33 Jack Manders, 1933-41

Points, game

- 15 Jack Manders, vs. WAS, 12/12/37
- 14 Kevin Butler, vs. NE, 1/26/86
- 13 Robbie Gould, vs. NO, 1/21/07

Touchdowns, career

- 4 Thomas Jones, 2004-06
- Dennis McKinnon, 1983-85, 87-89
- Norm Standlee, 1941
- Harry Clark, 1940-43
- 3 Willie Gault, 1983-87
- Jim McMahon, 1982-88
- Ken Kavanaugh, 1940-41, 45-50
- Dante Magnani, 1943, 46, 49

Touchdowns, game

- 2 Last: Jay Cutler, vs. SEA, 1/16/11

Field Goals, career

- 16 Kevin Butler, 1985-95
- 6 Robbie Gould, 2005-15
- Bob Snyder, 1939-41, 43
- Jack Manders, 1933-40
- 2 Bob Thomas, 1975-84

Field Goals, game

- 3 Last: Robbie Gould, vs. NO, 1/21/07
- 2 Last: Robbie Gould, vs. SEA, 1/14/07

Field Goals, long

- 49 Robbie Gould, vs. SEA, 1/14/07
- 46 Kevin Butler, vs. PHI, 12/31/88
- 44 Robbie Gould, vs. IND, 2/4/07



Robbie Gould converts a 49-yard field goal in overtime against the Seattle Seahawks to give the Bears a 27-24 win on Jan. 14, 2007 in the NFC Divisional playoff.

RUSHING

Attempts, career

- 180 Walter Payton, 1975-87
- 81 Neal Anderson, 1986-93
- 75 Thomas Jones, 2004-06

Attempts, game

- 27 Neal Anderson, vs. NO, 1/6/91
- Walter Payton, vs. NYG, 1/5/86
- 25 Matt Forté, vs. SEA, 1/16/11
- 24 Last: Cedric Benson, vs. NO, 1/21/07

Yards, career

- 632 Walter Payton, 1975-87
- 381 Thomas Jones, 2004-06
- 279 Neal Anderson, 1986-93

Yards, game

- 123 Thomas Jones, vs. NO, 1/21/07
- 119 George McAfee, vs. GB, 12/14/41
- 112 Thomas Jones, vs. IND, 2/4/07

Touchdowns, career

- 4 Thomas Jones, 2004-06
- Norm Standlee, 1941
- 3 Jim McMahon, 1982-88
- 2 Last: Jay Cutler, 2009-15

Touchdowns, game

- 2 Last: Jay Cutler, vs. SEA, 1/16/11

Long

- 68 Bill Osmanski, at WAS, 12/8/40
- 58 Thomas Sanders, vs. PHI, 12/31/88
- 52 Thomas Jones, vs. IND, 2/4/07

PASSING

Attempts, career

- 133 Rex Grossman, 2003-08
- 127 Jim McMahon, 1982-88
- 93 Mike Tomczak, 1985-90

Attempts, game

- 44 Jim Harbaugh, vs. DAL, 12/29/91
- 41 Rex Grossman, vs. CAR, 1/15/06
- 38 Rex Grossman, vs. SEA, 1/14/07

Completions, career

- 70 Jim McMahon, 1982-88
- 69 Rex Grossman, 2003-08
- 45 Mike Tomczak, 1985-90
- Sid Luckman, 1939-50

Completions, game

- 22 Jim Harbaugh, vs. DAL, 12/29/91
- 21 Rex Grossman, vs. SEA, 1/14/07
- 20 Rex Grossman, vs. IND, 2/4/07

Yards, career

- 967 Jim McMahon, 1982-88
- 783 Rex Grossman, 2003-08
- 721 Sid Luckman, 1939-50

Yards, game

- 286 Sid Luckman, vs. WAS, 12/26/43
- 282 Rex Grossman, vs. SEA, 1/14/07
- 274 Jay Cutler, vs. SEA, 1/16/11

Touchdowns, career

- 9 Sid Luckman, 1939-50
- 4 Jim McMahon, 1982-88
- Rex Grossman, 2003-08
- 2 Last: Jay Cutler, 2009-15

Touchdowns, game

- 5 Sid Luckman, vs. WAS, 12/26/43
- 2 Last: Jay Cutler, vs. SEA, 1/16/11
- 1 Last: Caleb Hanie, vs. GB, 1/23/11

Interceptions, career

- 5 Mike Tomczak, 1985-90
- 4 Jim McMahon, 1982-88
- Bob Avellini, 1975-84
- Sid Luckman, 1939-50
- Rex Grossman, 2003-08
- 3 Johnny Lujack, 1948-51
- Steve Walsh, 1994-95

Interceptions, game

- 4 Bob Avellini, at DAL, 12/26/77
- 3 Mike Tomczak, vs. PHI, 12/31/88
- Jim McMahon, vs. WAS, 1/10/88
- Johnny Lujack, at LA Rams, 12/17/50
- 2 Last: Caleb Hanie, vs. GB, 1/23/11

Long

- 75t Steve Fuller, at WAS, 12/30/84
- 68t Rex Grossman, vs. SEA, 1/14/07
- 67t George Corbett, vs. NYG, 12/17/33



Thomas Jones is the Bears second leading rusher in Bears playoff history with 381 yards and tied for first in career play-off touchdowns with four.



RECEIVING

Receptions, career

- 22 Walter Payton, 1975-87
- 20 Dennis McKinnon, 1983-85, 87-88
- 19 Bernard Berrian, 2004-07

Receptions, game

- 10 Matt Forté, vs. GB, 1/23/11
- 9 Tom Waddle, vs. DAL, 12/29/91
- 7 Wendell Davis, vs. DAL, 12/29/91
- Walter Payton, vs. LA Rams, 1/12/86

Yards, career

- 454 Willie Gault, 1983-87
- 345 Dennis McKinnon, 1983-85, 87-88
- 296 Bernard Berrian, 2004-07

Yards, game

- 129 Willie Gault, vs. NE, 1/26/86
- 122 Dante Magnani, vs. WAS, 12/26/43
- 113 Greg Olsen, vs. SEA, 1/16/11

Touchdowns, career

- 4 Dennis McKinnon, 1983-85, 87-89
- 3 Willie Gault, 1983-87
- 2 Bernard Berrian, 2004-07
- Ken Kavanaugh, 1940-41, 45-50
- Dante Magnani, 1943, 46, 49
- Harry Clark, 1940-43
- Bill Karr, 1933-38

Touchdowns, game

- 2 Dennis McKinnon, vs. NYG, 1/5/86
- Harry Clark, vs. WAS, 12/26/43
- Dante Magnani, vs. WAS, 12/26/43
- Bill Karr, vs. NYG, 12/17/33
- 1 Last: Earl Bennett, vs. GB, 1/23/11

Long

- 75t Willie Gault, at WAS, 12/30/84
- 68t Bernard Berrian, vs. SEA, 1/14/07
- 67t Carl Brumbaugh, vs. NYG, 12/17/33

PUNTING

Punts, career

- 44 Brad Maynard, 2001-10
- 29 Maury Buford, 1985-86, 89-91
- 22 Sid Luckman, 1939-50

Punts, game

- 10 Maury Buford, vs. LA Rams, 1/12/86
- Keith Molesworth, vs. NYG, 12/17/33
- 9 Brad Maynard, vs. GB, 1/23/11
- Keith Molesworth, vs. NYG, 12/9/34
- 7 Last: Brad Maynard, vs. NO, 1/21/07

Yards, career

- 1,766 Brad Maynard, 2001-10
- 1,102 Maury Buford, 1985-91
- 863 Sid Luckman, 1939-50

Yards, game

- 398 Keith Molesworth, vs. NYG, 12/17/33
- 366 Keith Molesworth, vs. NYG, 12/9/34
- 363 Maury Buford, vs. LA Rams, 1/12/86

Long

- 66 Brad Maynard, vs. NO, 1/21/07
- 63 Sam Francis, vs. WAS, 12/12/37
- 61 George McAfee, vs. GB, 12/21/41

PUNT RETURNS

Returns, career

- 11 Devin Hester, 2006-13
- Keith Ortego, 1985-87
- 9 George McAfee, 1940-41, 45-50

Returns, game

- 6 George McAfee, at LA Rams, 12/17/50
- 5 Keith Ortego, vs. NYG, 1/5/86
- Lew Barnes, vs. WAS, 1/3/87
- 4 Keith Ortego, vs. LA Rams, 1/12/86
- Keith Molesworth, at NYG, 12/9/34

Yards, career

- 108 George McAfee, 1940-41, 45-50
- 100 Keith Molesworth, 1931-38
- 94 Hugh Gallarneau, 1941-46

Yards, game

- 81 Hugh Gallarneau, vs. GB, 12/14/41
- 79 George McAfee, at LA Rams, 12/17/50
- 67 Keith Molesworth, at NYG, 12/9/34

Touchdowns, career

- 1 Shaun Gayle (5 yards), vs. NYG, 1/5/86
- Hugh Gallarneau (81 yards), vs. GB, 12/14/41

Long

- 81t Hugh Gallarneau, vs. GB, 12/14/41
- 28 Keith Molesworth, at NYG, 12/9/34
- 26 Devin Hester, vs. SEA, 1/16/11

KICKOFF RETURNS

Returns, career

- 17 Dennis Gentry, 1982-92
- 10 Willie Gault, 1983-87
- 9 Devin Hester, 2006-13

Returns, game

- 7 Don Bingham, at NYG, 12/30/56
- 6 Autry Denson, vs. PHI, 1/19/02
- 5 Rashied Davis, vs. CAR, 1/15/06
- Nate Lewis, at SF, 1/7/95

Yards, career

- 435 Dennis Gentry, 1982-92
- 214 Devin Hester, 2006-13
- 191 Willie Gault, 1983-87

Yards, game

- 127 Dennis Gentry, vs. WAS, 1/3/87
- 125 Nate Lewis, at SF, 1/7/95
- 120 Autry Denson, vs. PHI, 1/19/02

Touchdowns, career

- 1 Devin Hester, 2006-13

Long

- 92t Devin Hester, vs. IND, 2/4/07
- 60 Dennis Gentry, vs. WAS, 1/3/87
- 49 Dennis Gentry, vs. WAS, 1/10/88

INTERCEPTIONS

Interceptions, career

- 4 George McAfee, 1940-41, 45-50
Clyde Turner, 1940-52
- 3 Mike Richardson, 1983-88
Sid Luckman, 1939-50

Interceptions, game

- 2 Gary Fencik, at SF, 1/5/85
George McAfee, at NYG, 12/15/46
Dante Magnini, at NYG, 12/15/46
Sid Luckman, vs. WAS, 12/26/43
George Wilson, vs. GB, 12/14/41
Joe Maniaci, at WAS, 12/8/40
- 1 Last: Urlacher/Briggs, vs. GB, 1/23/11

Yards, career

- 68 George McAfee, 1940-41, 45-50
- 61 Larry Morris, 1959-65
- 59 Brian Urlacher, 2000-12

Yards, game

- 61 Larry Morris, vs. NYG, 12/29/63
- 51 Vestee Jackson, vs. PHI, 12/31/88
- 49 Dante Magnani, at NYG, 12/15/46

Touchdowns, career

- 1 Jerry Azumah (39 yards), vs. PHI, 1/19/02
Reggie Phillips (38 yards), vs. NE, 1/26/86
Dante Magnani (19 yards), at NYG, 12/15/46
Hampton Pool (15 yards), at WAS, 12/8/40
George McAfee (34 yards), at WAS, 12/8/40
Clyde Turner (24 yards), at WAS, 12/8/40

Long

- 51 Vestee Jackson, vs. PHI, 12/31/88
- 47 Maurice Douglass vs. PHI, 12/31/88
Jim Morrissey, vs. NE, 1/26/86
- 39 Brian Urlacher, vs. GB, 1/23/11
Jerry Azumah, vs. PHI, 1/19/02

SACKS

Sacks, career

- 10.5 Richard Dent, 1983-93, 95
- 8.0 Dan Hampton, 1979-90
- 5.5 Steve McMichael, 1981-93

Sacks, game

- 3.5 Richard Dent, vs. NYG, 1/5/86
- 3.0 Richard Dent, at WAS, 12/30/84
- 2.0 Trace Armstrong, at MIN, 1/1/95
Otis Wilson, vs. NE, 1/26/86
Dan Hampton, at WAS, 12/30/84
Dan Hampton, at PHI, 12/23/79
- 1.5 Tommie Harris, vs. SEA, 1/16/11



Devin Hester returned the opening kickoff of Super Bowl XLI 92 yards for a touchdown.



Team Postseason Records inclusive of Super Bowl Era only

SCORING

Most Points, Game

- 46 (W) vs. NE (1/26/86)
- 39 (W) vs. NO (1/21/07)
- 35 (W) vs. SEA (1/16/11)
- (W) at MIN (1/1/95)

Fewest Points, Game

- 0 (L) at SF (1/6/85)
- 3 (L) at NYG (1/13/91)
- (L) vs. SF (1/8/89)
- 7 (L) at DAL (12/26/77)

Most Points, Both Teams, Game

- 59 (35-24) vs. SEA (1/16/11)
- (15-44) at SF (1/7/95)
- 56 (46-10) vs. NE (1/26/86)
- 53 (39-14) vs. NO (1/21/07)
- (35-18) at MIN (1/1/95)

Fewest Points, Both Teams, Game

- 21 (21-0) vs. NYG (1/5/86)
- 22 (16-6) vs. NO (1/6/91)
- 23 (0-23) at SF (1/6/85)

Largest Margin of Victory, Game

- 36 (46-10) vs. NE (1/26/86)
- 25 (39-14) vs. NO (1/21/07)
- 24 (24-0) vs. LA Rams (1/12/86)

Most Points, Shutout Victory, Game

- 24 vs. LA Rams (1/12/86)
- 21 vs. NYG (1/5/86)

Most Points Overcome to Win Game

- 3 vs. SEA (1/14/07)
- vs. MIN (1/1/95)
- vs. NE (1/26/86)
- at WAS (12/30/84)

Most Points, Each Half

- 1st: 23 vs. NE (1/26/86)
- 21 vs. SEA (1/16/11)
- vs. SEA (1/14/07)
- 2nd: 23 vs. NO (1/21/07)
- vs. NE (1/26/86)
- 21 at MIN (1/1/95)
- 14 Last: vs. GB (1/23/11)

Most Points, Each Quarter

- 1st: 14 vs. SEA (1/16/11)
- 13 vs. NE (1/26/86)
- 2nd: 14 vs. SEA (1/14/07)
- at MIN (1/1/95)
- 3rd: 21 vs. NE (1/26/86)
- 14 vs. NYG (1/5/86)
- 4th: 21 vs. NO (1/21/07)
- 14 Last: vs. GB (1/23/11)
- OT: 3 vs. SEA (1/14/07)

TOUCHDOWNS

Most Touchdowns, Game

- 5 Last: vs. SEA (1/16/11)
- 4 vs. NO (1/21/07)
- 3 Last: vs. SEA (1/14/07)

Fewest Touchdowns, Game

- 0 at NYG (1/13/91)
- vs. SF (1/8/89)
- at SF (1/6/85)
- 1 Last: vs. DAL (12/29/91)

Most Touchdowns, Both Teams, Game

- 8 (5 and 3) vs. SEA (1/16/11)
- (2 and 6) at SF (1/7/95)
- 7 (5 and 2) at MIN (1/1/95)
- 6 Last: (4 and 2) vs. NO (1/21/07)

Fewest Touchdowns, Both Teams, Game

- 1 (1 and 0) vs. NO (1/6/91)
- 2 (2 and 0) vs. PHI (12/31/88)
- (0 and 2) at SF (1/6/85)
- 3 Last: vs. DAL (12/29/91)

FIELD GOALS

Most Field Goals Made, Game

- 3 Last: vs. NO (1/21/07)
- 2 Last: vs. SEA (1/14/07)

Most Field Goals Made, Both Teams, Game

- 6 (2 and 4) vs. PHI (12/31/88)
- 5 (1 and 4) vs. PHI (1/19/02)
- (3 and 2) vs. NO (1/6/91)
- 4 Last: (2 and 2) vs. WAS (1/3/87)

Most Field Goals Attempted, Game

- 4 vs. NO (1/6/91)
- vs. PHI (12/31/88)
- 3 Last: vs. NO (1/21/07)

Most Field Goals Attempted, Both Teams, Game

- 9 (4 and 5) vs. PHI (12/31/88)
- 8 (4 and 4) vs. NO (1/6/91)
- 6 (3 and 3) vs. WAS (1/3/87)

FIRST DOWNS

OVERALL FIRST DOWNS

Most First Downs, Game

- 26 vs. DAL (12/29/91)
- 23 vs. CAR (1/15/06)
- vs. NE (1/26/86)
- 21 vs. SEA (1/16/11)
- vs. SEA (1/14/07)
- Fewest First Downs, Game
- 10 vs. PHI (1/19/02)
- 11 at NYG (1/13/91)
- vs. IND (2/4/07)
- 13 Last: vs. LA Rams (1/12/86)

Team Postseason Records inclusive of Super Bowl Era only

Most First Downs, Both Teams, Game

- 47 (20 and 27) at SF (1/7/95)
- 44 (23 and 21) vs. CAR (1/15/06)
- 41 (26 and 15) vs. DAL (12/29/91)

Fewest First Downs, Both Teams, Game

- 22 (13 and 9) vs. LA Rams (1/12/86)
- 27 (17 and 10) vs. NYG (1/5/86)
- 29 (10 and 19) vs. PHI (1/19/02)
- (18 and 11) vs. NO (1/6/91)

FIRST DOWNS BY RUSHING

Most First Downs, Rushing, Game

- 13 vs. NE (1/26/86)
- 12 vs. NO (1/21/07)
- vs. DAL (12/29/91)
- 11 vs. SEA (1/16/11)

Fewest First Downs, Rushing, Game

- 0 at NYG (1/13/91)
- 3 vs. IND (2/4/07)
- 4 at SF (1/7/95)
- at DAL (12/26/77)

Most First Downs, Rushing, Both Teams, Game

- 20 (8 and 12) vs. SEA (1/14/07)
- 18 (12 and 6) vs. DAL (12/29/91)
- (9 and 9) at SF (1/6/85)
- 17 Last: (4 and 13) at SF (1/7/95)

Fewest First Downs, Rushing, Both Teams, Game

- 8 (5 and 3) at MIN (1/1/95)
- 9 (8 and 1) vs. PHI (12/31/88)
- 10 (5 and 5) vs. LA Rams (1/12/86)
- (9 and 1) vs. NYG (1/5/86)

FIRST DOWNS BY PASSING

Most First Downs, Passing, Game

- 14 vs. DAL (12/29/91)
- 13 at SF (1/7/95)
- 11 Last: vs. GB (1/23/11)

Fewest First Downs, Passing, Game

- 2 vs. PHI (1/19/02)
- 3 at SF (1/6/85)
- 5 vs. WAS (1/3/87)

Most First Downs, Passing, Both Teams, Game

- 29 (11 and 18) at MIN (1/1/95)
- 27 (6 and 21) vs. PHI (12/31/88)
- 25 (14 and 11) vs. CAR (1/15/06)

Fewest First Downs, Passing, Both Teams, Game

- 11 (8 and 3) vs. LA Rams (1/12/86)
- 13 (5 and 8) vs. WAS (1/3/87)
- 15 Last: (2 and 13) vs. PHI (1/19/02)

FIRST DOWNS BY PENALTY

Most First Downs, Penalty, Game

- 6 vs. CAR (1/15/06)
- 3 vs. SEA (1/14/07)
- at SF (1/7/95)
- 2 Last: vs. PHI (1/19/02)

Most First Downs, Penalty, Both Teams, Game

- 7 (6 and 1) vs. CAR (1/15/06)
- 6 (3 and 3) at SF (1/7/95)
- 4 (1 and 3) vs. GB (1/23/11)
- (1 and 3) vs. WAS (1/3/87)

NET YARDS GAINED

Most Net Yards Gained, Game

- 437 vs. SEA (1/16/11)
- 408 vs. NE (1/26/86)
- 372 vs. DAL (12/29/91)

Fewest Net Yards Gained, Game

- 184 vs. PHI (1/19/02)
- 186 at SF (1/6/85)
- 220 vs. WAS (1/3/87)

Most Net Yards Gained, Both Teams, Game

- 771 (341 and 430) vs. PHI (12/31/88)
- 716 (282 and 434) vs. CAR (1/15/06)
- 715 (340 and 375) vs. NO (1/21/07)

Fewest Net Yards Gained, Both Teams, Game

- 362 (232 and 130) vs. LA Rams (1/12/86)
- 520 (184 and 336) vs. PHI (1/19/02)
- (232 and 288) at NYG (1/13/91)
- 522 (220 and 302) vs. WAS (1/3/87)

OFFENSIVE PLAYS

Most Offensive Plays, Game

- 82 vs. DAL (12/29/91)
- 77 vs. SEA (1/16/11)
- 76 vs. NE (1/26/86)

Fewest Offensive Plays, Game

- 47 vs. PHI (1/19/02)
- 48 vs. IND (2/4/07)
- 52 at NYG (1/13/91)

Most Offensive Plays, Both Teams, Game

- 142 (75 and 67) vs. SEA (1/14/07)
- 137 (77 and 60) vs. SEA (1/16/11)
- 136 (72 and 64) vs. NO (1/21/07)
- (54 and 82) at MIN (1/1/95)

Fewest Offensive Plays, Both Teams, Game

- 119 (55 and 64) at DAL (12/26/77)
- 120 (47 and 73) vs. PHI (1/19/02)
- (52 and 68) at NYG (1/13/91)
- 121 (61 and 60) vs. LA Rams (1/12/86)
- (66 and 55) vs. NYG (1/5/86)



Team Postseason Records inclusive of Super Bowl Era only

YARDS PER PLAY

Highest Yards Per Play Average, Game

- 5.98 (341 yds, 57 plays) vs. PHI (12/31/88)
- 5.70 (308 yds, 54 plays) at MIN (1/1/95)
- 5.67 (437 yds, 77 plays) vs. SEA (1/16/11)

Lowest Yards Per Play Average, Game

- 2.95 (186 yds, 63 plays) at SF (1/6/85)
- 3.58 (247 yds, 69 plays) at SF (1/7/95)
- 3.80 (232 yds, 61 plays) vs. LA Rams (1/12/86)

Highest Yards Per Play Average, Both Teams, Game

- 5.84 (771 yds, 132 plays) vs. PHI (12/31/88)
- 5.38 (695 yds, 129 plays) vs. IND (2/4/07)
- 5.36 (713 yds, 133 plays) vs. SEA (1/16/11)

Lowest Yards Per Play Average, Both Teams, Game

- 2.99 (362 yds, 121 plays) vs. LA Rams (1/12/86)
- 4.05 (522 yds, 129 plays) vs. WAS (1/3/87)
- 4.08 (531 yds, 130 plays) vs. NE (1/26/86)

RUSHING

RUSHING ATTEMPTS

Most Rushing Attempts, Game

- 49 vs. NE (1/26/86)
- 46 vs. NO (1/21/07)
- 45 vs. SEA (1/16/11)

Fewest Rushing Attempts, Game

- 16 at NYG (1/13/91)
- 18 at SF (1/7/95)
- 19 vs. IND (2/4/07)

Most Rushing Attempts, Both Teams, Game

- 75 (27 and 48) at DAL (12/26/77)
- 66 (29 and 37) at PHI (12/23/79)
- 65 (34 and 31) vs. SEA (1/14/07)

Fewest Rushing Attempts, Both Teams, Game

- 49 (30 and 19) at MIN (1/1/95)
- (33 and 16) vs. PHI (12/31/88)
- 54 (23 and 31) vs. PHI (1/19/02)
- 55 (18 and 37) at SF (1/7/95)

RUSHING YARDS GAINED

Most Rushing Yards Gained, Game

- 196 vs. NO (1/21/07)
- 189 vs. NO (1/6/91)
- 176 vs. SEA (1/16/11)

Fewest Rushing Yards Gained, Game

- 27 at NYG (1/13/91)
- 39 at SF (1/7/95)
- 81 at DAL (12/26/77)

Most Rushing Yards Gained, Both Teams, Game

- 314 (81 and 233) at DAL (12/26/77)
- 308 (149 and 159) at SF (1/6/85)
- 302 (111 and 191) vs. IND (2/4/07)

Fewest Rushing Yards Gained, Both Teams, Game

- 143 (94 and 49) at MIN (1/1/95)
- 174 (167 and 7) vs. NE (1/26/86)
- 177 (91 and 86) vs. LA Rams (1/12/86)

YARDS PER CARRY

Highest Yards Per Carry Average, Game

- 5.84 (111 yds, 19 carries) vs. IND (2/4/07)
- 4.97 (164 yds, 33 carries) vs. PHI (12/31/88)
- 4.83 (111 yds, 23 carries) vs. PHI (1/19/02)

Lowest Yards Per Carry Average, Game

- 1.69 (27 yds, 16 carries) at NYG (1/13/91)
- 2.17 (39 yds, 18 carries) at SF (1/7/95)
- 2.76 (91 yds, 33 carries) vs. LA Rams (1/12/86)

Highest Yards Per Carry Average, Both Teams, Game

- 5.05 (308 yds, 61 carries) at SF (1/6/85)
- 4.95 (302 yds, 61 carries) vs. IND (2/4/07)
- 4.41 (216 yds, 49 carries) vs. PHI (12/31/88)

Lowest Yards, Per Carry Average, Both Teams

- 2.90 (174 yds, 60 carries) vs. NE (1/26/86)
- 2.92 (143 yds, 49 carries) at MIN (1/1/95)
- 3.00 (177 yds, 59 carries) vs. LA Rams (1/12/86)

RUSHING TOUCHDOWNS

Most Rushing Touchdowns, Game

- 4 vs. NE (1/26/86)
- 3 vs. SEA (1/16/11)
- vs. NO (1/21/07)
- 2 Last: vs. SEA (1/14/07)

Fewest Rushing Touchdowns, Game

- 0 10 times; Last: vs. IND (2/04/07)

Most Rushing Touchdowns, Both Teams, Game

- 6 (1 and 5) at SF (1/7/95)
- 4 (2 and 2) vs. SEA (1/14/07)
- (4 and 0) vs. NE (1/26/86)
- 3 Last: (1 and 2) vs. GB (1/23/11)

Fewest Rushing Touchdowns, Both Teams, Game

- 0 vs. NO (1/6/91)
- vs. NYG (1/5/86)
- 1 Seven times; Last: vs. IND (2/4/07)

PASSING

ATTEMPTS

Most Passing Attempts, Game

- 47 at SF (1/7/95)
- 45 vs. DAL (12/29/91)
- vs. SF (1/8/89)
- 41 Last: vs. CAR (1/15/06)

Fewest Passing Attempts, Game

- 17 at WAS (12/30/84)
- 21 vs. NYG (1/5/86)
- 22 Last: vs. PHI (1/19/02)

Team Postseason Records inclusive of Super Bowl Era only

Most Passing Attempts, Both Teams, Game

- 84 (23 and 61) at MIN (1/1/95)
- 78 (23 and 55) vs. PHI (12/31/88)
- 75 (29 and 46) vs. SEA (1/16/11)
- (26 and 49) vs. NO (1/21/07)

Fewest Passing Attempts, Both Teams, Game

- 39 (25 and 14) at DAL (12/26/77)
- 53 (36 and 17) at NYG (1/13/91)
- (30 and 23) at PHI (12/23/79)
- 56 (25 and 31) vs. LA Rams (1/12/86)
- (21 and 35) vs. NYG (1/5/86)

COMPLETIONS

Most Completions, Game

- 29 at SF (1/7/95)
- 23 vs. DAL (12/29/91)
- 21 vs. SEA (1/14/07)

Fewest Completions, Game

- 10 at WAS (12/30/84)
- 11 Last: vs. NO (1/21/07)

Most Completions, Both Teams, Game

- 48 (15 and 33) at MIN (1/1/95)
- 47 (29 and 18) at SF (1/7/95)
- 45 (20 and 25) vs. IND (2/4/07)

Fewest Completions, Both Teams, Game

- 23 (15 and 8) vs. NO (1/6/91)
- 25 (11 and 14) vs. NYG (1/5/86)
- (13 and 12) at PHI (12/23/79)
- 26 (11 and 15) vs. WAS (1/3/87)
- (16 and 10) vs. LA Rams (1/12/86)

Highest Completion Percentage, Game

- 71.4% (20-28) vs. IND (2/4/07)
- 65.2% (15-23) at MIN (1/1/95)
- 64.0% (16-25) vs. LA Rams (1/12/86)

Lowest Completion Percentage, Game

- 35.5% (11-31) vs. WAS (1/3/87)
- 41.5% (17-41) vs. CAR (1/15/06)
- 42.3% (11-26) vs. NO (1/21/07)

Highest Completion Percentage, Both Teams, Game

- 68.8% (45-66) vs. IND (2/4/07)
- 64.4% (47-73) at SF (1/7/95)
- 59.7% (37-62) vs. PHI (1/19/02)

Lowest Completion Percentage, Both Teams, Game

- 40.0% (24-60) vs. NO (1/6/91)
- 41.3% (26-63) vs. WAS (1/3/87)
- 44.6% (25-56) vs. NYG (1/5/86)

NET PASSING YARDS GAINED

Most Net Passing Yards, Game

- 261 vs. SEA (1/16/11)
- 251 vs. SEA (1/14/07)
- 241 vs. NE (1/26/86)

Fewest Net Passing Yards, Game

- 37 at SF (1/6/85)
- 73 vs. PHI (1/19/02)
- 127 vs. WAS (1/3/87)

Most Net Passing Yards, Both Teams, Game

- 555 (177 and 378) vs. PHI (12/31/88)
- 554 (214 and 340) at MIN (1/1/95)
- 503 (261 and 242) vs. SEA (1/16/11)

Fewest Net Passing Yards, Both Teams, Game

- 185 (141 and 44) vs. LA Rams (1/12/86)
- 265 (37 and 228) at SF (1/6/85)
- 275 (143 and 132) at DAL (12/26/77)

SACKS

Fewest Times Sacked, Game

- 0 Last: vs. NO (1/21/07)
- 1 Last: vs. IND (2/4/07)

Most Times Sacked, Game

- 9 at SF (1/6/85)
- 5 vs. WAS (1/10/88)
- at WAS (12/30/84)
- 4 at SF (1/7/95)

Fewest Times Sacked, Both Teams, Game

- 2 (1 and 1) vs. IND (2/4/07)
- (0 and 2) vs. SF (1/8/89)
- 3 Last: (2 and 1) vs. GB (1/23/11)

Most Times Sacked, Both Teams, Game

- 12 (5 and 7) at WAS (12/30/84)
- (9 and 3) at SF (1/6/85)
- 10 (3 and 7) vs. NE (1/26/86)

GROSS YARDS GAINED

Most Gross Passing Yards, Game

- 282 vs. SEA (1/14/07)
- 274 vs. SEA (1/16/11)
- 256 vs. NE (1/26/86)

Fewest Gross Passing Yards, Game

- 87 at SF (1/6/85)
- 89 vs. PHI (1/19/02)
- 134 vs. WAS (1/3/87)

Most Gross Passing Yards, Both Teams, Game

- 592 (185 and 407) vs. PHI (12/31/88)
- 572 (221 and 351) at MIN (1/1/95)
- 532 (274 and 258) vs. SEA (1/16/11)

Fewest Gross Passing Yards, Both Teams, Game

- 230 (164 and 66) vs. LA Rams (1/12/86)
- 311 (177 and 134) at DAL (12/26/77)
- 317 (205 and 112) at NYG (1/13/91)



Team Postseason Records inclusive of Super Bowl Era only

TOUCHDOWNS

Most Passing Touchdowns, Game

- 3 at WAS (12/30/84)
- 2 3 times; Last: vs. SEA (1/16/11)
- 1 11 times; Last: vs. IND (2/4/07)

Fewest Passing Touchdowns, Game

- 0 Six times; Last vs. vs. PHI (1/19/02)

Most Passing Touchdowns, Both Teams, Game

- 5 (2 and 3) vs. SEA (1/16/11)
- 4 (1 and 3) vs. CAR (1/15/06)
- (2 and 2) at MIN (1/1/95)
- 3 5 times; Last: (1 and 2) vs. NO (1/21/07)

Fewest Passing Touchdowns, Both Teams, Game

- 1 6 times; Last: (1 and 0) vs. GB (1/23/11)

INTERCEPTIONS

Fewest Interceptions Thrown, Game

- 0 Last: vs. NO (1/21/07)

Most Interceptions Thrown, Game

- 4 at DAL (12/26/77)
- 3 vs. GB (1/23/11)
- vs. PHI (1/19/02)
- vs. PHI (12/31/88)
- vs. WAS (1/10/88)
- 2 Last: vs. IND (2/4/07)

Fewest Interceptions Thrown, Both Teams, Game

- 0 vs. NYG (1/5/86)
- 1 Four times; Last: (0 and 1) vs. NO (1/21/07)

Most Interceptions Thrown, Both Teams, Game

- 6 (3 and 3) vs. PHI (12/31/88)
- 5 (3 and 2) vs. GB (1/23/11)
- (4 and 1) at DAL (12/26/77)
- 4 (3 and 1) vs. PHI (1/19/02)
- (3 and 1) vs. WAS (1/10/88)

PUNTING

PUNTS

Most Punts, Game

- 10 vs. LA Rams (1/12/86)
- 9 vs. GB (1/23/11)
- 7 Last: vs. NO (1/21/07)

Fewest Punts, Game

- 1 vs. DAL (12/29/91)
- 2 at NYG (1/13/91)
- vs. NO (1/6/91)
- vs. PHI (12/31/88)
- 3 at MIN (1/1/95)

Most Punts, Both Teams, Game

- 21 (10 and 11) vs. LA Rams (1/12/86)
- 17 (9 and 8) vs. GB (1/23/11)
- 15 (6 and 9) vs. NYG (1/5/86)

Fewest Punts, Both Teams, Game

- 4 (1 and 3) vs. DAL (12/29/91)
- 5 (2 and 3) at NYG (1/13/91)
- (2 and 3) vs. NO (1/6/91)
- 6 (4 and 2) at SF (1/7/95)
- (2 and 4) vs. PHI (12/31/88)

GROSS PUNT AVERAGE

Highest Gross Punt Average (MIN. 3 punts), Game

- 47.43 (7 punts, 332 yds) vs. NO (1/21/07)
- 45.20 (5 punts, 226 yds) vs. IND (2/4/07)
- 43.25 (4 punts, 173 yds) vs. NE (1/26/86)

Lowest Gross Punt Average (MIN. 3 punts), Game

- 31.43 (7 punts, 220 yds) vs. SF (1/8/89)
- 35.14 (7 punts, 246 yds) vs. CAR (1/15/06)
- 36.30 (10 punts, 363 yds) vs. LA Rams (1/12/86)

PUNT RETURNS

RETURNS

Most Punt Returns, Game

- 6 vs. NYG (1/5/86)
- 5 vs. WAS (1/3/87)
- vs. LA Rams (1/12/86)
- 4 vs. GB (1/23/11)

Fewest Punt Returns, Game

- 0 at SF (1/7/95)
- at PHI (12/23/79)
- 1 Five times; Last: vs. IND (2/4/07)

Most Punt Returns, Both Teams, Game

- 9 (5 and 4) vs. LA Rams (1/12/86)
- 8 (5 and 3) vs. WAS (1/3/87)
- (6 and 2) vs. NYG (1/5/86)
- 7 (4 and 3) vs. GB (1/23/11)

Fewest Punt Returns, Both Teams, Game

- 1 (1 and 0) at MIN (1/1/95)
- 2 (0 and 2) at SF (1/7/95)
- (2 and 0) vs. DAL (12/29/91)
- (1 and 1) vs. PHI (12/31/88)
- 3 (2 and 1) at NYG (1/13/91)
- (2 and 1) vs. NO (1/6/91)

PUNT RETURN YARDS GAINED

Most Punt Return Yards, Game

- 38 vs. GB (1/23/11)
- 30 vs. SEA (1/16/11)
- 27 vs. WAS (1/3/87)
- vs. NYG (1/5/86)

Team Postseason Records inclusive of Super Bowl Era only

Fewest Punt Return Yards, Game

- 0 at SF (1/7/95)
vs. PHI (12/31/88)
at PHI (12/23/79)
- 1 vs. CAR (1/15/06)
at MIN (1/1/95)
vs. SF (1/8/89)

Most Punt Return Yards, Both Teams, Game

- 81 (12 and 69) at SF (1/6/85)
- 77 (12 and 65) vs. WAS (1/10/88)
- 51 (38 and 13) vs. GB (1/23/11)
(0 and 51) at PHI (12/23/79)

Fewest Punt Return Yards, Both Teams, Game

- 0 (1 and -1) vs. CAR (1/15/06)
- 1 (1 and 0) at MIN (1/1/95)
- 3 (0 and 3) vs. PHI (12/31/88)

PUNT RETURN AVERAGE

Highest Punt Return Average (MIN. 2 returns), Game

- 15.0 (2 returns, 30 yds) vs. SEA (1/16/11)
- 12.0 (2 returns, 24 yds) vs. NO (1/21/07)
- 10.0 (2 returns, 20 yds) vs. NE (1/26/86)

Lowest Punt Return Average (MIN. 2 returns), Game

- 0.5 (2 returns, 1 yd) vs. CAR (1/15/06)
- 1.5 (2 returns, 3 yds) at NYG (1/13/91)
- 1.7 (3 returns, 5 yds) vs. SEA (1/14/07)

PUNT RETURN TOUCHDOWNS

Most Punt Return Touchdowns, Game

- 1 vs. NYG (1/5/86)

Most Punt Return Touchdowns, Both Teams, Game

- 1 (0 and 1) vs. WAS (1/10/88)
(1 and 0) vs. NYG (1/5/86)

KICKOFF RETURNS

RETURNS

Most Kickoff Returns, Game

- 8 vs. PHI (1/19/02)
at DAL (12/26/77)
- 6 Last: vs. IND (2/4/07)

Fewest Kickoff Returns, Game

- 1 Last: vs. NO (1/6/91)
- 3 Last: vs. SEA (1/16/11)

Most Kickoff Returns, Both Teams, Game

- 12 (8 and 4) vs. PHI (1/19/02)
- 11 (4 and 7) vs. NE (1/26/86)
- 10 Last: (6 and 4) vs. IND (2/4/07)

Fewest Kickoff Returns, Both Teams, Game

- 5 Last: (1 and 4) vs. WAS (1/10/88)
- 6 Last: vs. DAL (12/29/91)

KICKOFF RETURN YARDS

Most Kickoff Return Yards, Game

- 180 vs. PHI (1/19/02)
- 162 at DAL (12/26/77)
- 159 vs. WAS (1/3/87)

Fewest Kickoff Return Yards, Game

- 21 vs. NYG (1/5/86)
- 22 vs. LA Rams (1/12/86)
- 24 vs. SEA (1/16/11)

Most Kickoff Return Yards, Both Teams, Game

- 264 (180 and 84) vs. PHI (1/19/02)
- 239 (73 and 166) vs. SEA (1/14/07)
- 232 (132 and 100) vs. CAR (1/15/06)

Fewest Kickoff Return Yards, Both Teams, Game

- 82 (67 and 15) at SF (1/6/85)
- 85 (29 and 56) vs. WAS (1/10/88)
- 93 (59 and 34) vs. DAL (12/29/91)

KICKOFF RETURN AVERAGE

Highest Kickoff Return Avg. (MIN. 2 returns), Game

- 26.5 (6 returns, 159 yds) vs. WAS (1/3/87)
- 24.7 (3 returns, 74 yds) at WAS (12/30/84)
- 23.0 (6 returns, 138 yds) vs. IND (2/4/07)

Lowest Kickoff Return Avg. (MIN. 2 returns), Game

- 8.0 (3 returns, 24 yds) vs. SEA (1/16/11)
- 12.3 (4 returns, 49 yds) vs. NE (1/26/86)
- 13.0 (3 returns, 39 yds) vs. NO (1/21/07)

PENALTIES

PENALTIES

Fewest Penalties, Game

- 1 vs. NO (1/21/07)
vs. PHI (1/19/02)
vs. PHI (12/31/88)
- 2 vs. NYG (1/5/86)
- 3 vs. SF (1/8/89)

Most Penalties, Game

- 9 vs. GB (1/23/11)
- 8 vs. SEA (1/16/11)
- 7 vs. NO (1/6/91)
vs. NE (1/26/86)
at SF (1/6/85)

Fewest Penalties, Both Teams, Game

- 3 (3 and 0) vs. SF (1/8/89)
- 6 (4 and 2) vs. DAL (12/29/91)
(4 and 2) at NYG (1/13/91)
(2 and 4) vs. NYG (1/5/86)
- 7 Three times; Last: vs. PHI (1/19/02)



CHICAGO BEARS POSTSEASON TEAM - OFFENSE

Team Postseason Records inclusive of Super Bowl Era only

Most Penalties, Both Teams, Game

- 17 (6 and 11) at MIN (1/1/95)
- 15 (9 and 6) vs. GB (1/23/11)
- 13 (4 and 9) vs. CAR (1/15/06)
(6 and 7) at WAS (12/30/84)

PENALTY YARDS

Fewest Penalty Yards, Game

- 5 vs. NO (1/21/07)
vs. PHI (1/19/02)
vs. PHI (12/31/88)
- 16 vs. DAL (12/29/91)
- 19 vs. CAR (1/15/06)

Most Penalty Yards, Game

- 89 vs. GB (1/23/11)
- 71 vs. SEA (1/16/11)
- 57 vs. NO (1/6/91)

Fewest Penalty Yards, Both Teams, Game

- 32 (16 and 16) vs. DAL (12/29/91)
- 35 (35 and 0) vs. SF (1/8/89)
- 45 (30 and 15) at NYG (1/13/91)
(20 and 25) vs. NYG (1/5/86)

Most Penalty Yards, Both Teams, Game

- 129 (89 and 40) vs. GB (1/23/11)
- 115 (30 and 85) at MIN (1/1/95)
- 107 (42 and 65) vs. WAS (1/3/87)

FUMBLES

FUMBLES

Fewest Fumbles, Game

- 0 vs. CAR (1/15/06)
at NYG (1/13/91)
vs. NYG (1/5/86)
- 1 Eight times; Last: vs. GB (1/23/11)

Most Fumbles, Game

- 4 vs. IND (2/4/07)
vs. SEA (1/14/07)
- 3 Four times; Last: vs. WAS (1/3/87)

Fewest Fumbles, Both Teams, Game

- 1 (1 and 0) vs. PHI (1/19/02)
(0 and 1) at NYG (1/13/91)
(1 and 0) vs. PHI (12/31/88)
- 2 (1 and 1) vs. WAS (1/10/88)
(1 and 1) at SF (1/6/85)

Most Fumbles, Both Teams, Game

- 7 (3 and 4) vs. NE (1/26/86)
(3 and 4) vs. LA Rams (1/12/86)
- 6 (4 and 2) vs. IND (2/4/07)
- 5 Five times; Last: at SF (1/7/95)

LOST FUMBLES

Fewest Lost Fumbles, Game

- 0 Nine times; Last: vs. GB (1/23/11)

Most Lost Fumbles, Game

- 3 vs. IND (2/4/07)
at DAL (12/26/77)
- 2 vs. WAS (1/3/87)
vs. NE (1/26/86)
- 1 Ten times; Last: vs. SEA (1/14/07)

Fewest Lost Fumbles, Both Teams, Game

- 0 Five times; Last: vs. GB (1/23/11)
- 1 Eight times; Last: vs. SEA (1/14/07)

Most Lost Fumbles, Both Teams, Game

- 6 (2 and 4) vs. NE (1/26/86)
- 5 (3 and 2) vs. IND (2/4/07)
(3 and 2) at DAL (12/26/77)
- 3 Four times; Last: vs. NO (1/21/07)

NAMING THE BEARS

George Halas originally named the team the Decatur Staleys after A.E. Staley, a starch manufacturer and enthusiastic sports fan who sponsored a semi-pro team and commissioned Halas to organize the new squad.

One year later, trying to match the profitability of Chicago's baseball franchises, Staley asked Halas if he would take the team off Staley's hands and move it to Chicago for \$5,000, while keeping the name Staleys for another year. With the help of legendary baseball pioneers Bill Veeck, Sr. and William Wrigley, Halas soon acquired a lease to play at Wrigley Field then known as Cubs Park.

When Halas' obligation to Staley terminated in 1922, he considered re-naming the team the Chicago Cubs out of respect for Veeck and Wrigley who, according to Halas in his biography, "had been such a great help."

But, as Halas continued, "I noted football players are much bigger players than baseball players, so if baseball players are cubs, then football players must be bears!"

On January 28, 1922, the franchise was renamed the Chicago Bears.

In 1920 the team wore red, the color of the A.E. Staley company. The next year the team switched to navy blue and orange after those of Halas' alma mater, the University of Illinois. Halas lettered in football, basketball and baseball for the Fighting Illini, and is honored as one of U of I's most distinguished alumni in the Illini Union in Urbana-Champaign.

Team Postseason Records inclusive of Super Bowl Era only

SCORING

SCORING

Fewest Points Allowed, Game

- 0 (W) vs. LA Rams (1/12/86)
(W) vs. NYG (1/5/86)
- 6 (W) vs. NO (1/6/91)
- 10 (W) vs. NE (1/26/86)

Most Points Allowed, Game

- 44 (L) at SF (1/7/95)
- 37 (L) at DAL (12/26/77)
- 33 (L) vs. PHI (1/19/02)

Fewest Touchdowns Allowed, Game

- 0 vs. NO (1/6/91)
vs. PHI (12/31/88)
vs. LA Rams (1/12/86)
vs. NYG (1/5/86)
- 1 vs. NE (1/26/86)

Most Touchdowns Allowed, Game

- 6 at SF (1/7/95)
- 4 at NYG (1/13/91)
vs. SF (1/8/89)
at DAL (12/26/77)
- 3 Last: vs. SEA (1/14/07)

TAKEAWAYS

TOTAL TAKEAWAYS

Most Takeaways, Game

- 6 vs. NE (1/26/86)
- 4 vs. NO (1/21/07)
at MIN (1/1/95)
- 3 Last: vs. IND (2/4/07)

Fewest Takeaways, Game

- 0 vs. SEA (1/16/11)
vs. DAL (12/29/91)
- 1 Last: vs. SEA (1/14/07)

INTERCEPTIONS

Most Passes Intercepted By, Game

- 3 vs. NO (1/6/91)
vs. PHI (12/31/88)
- 2 vs. GB (1/23/11)
at MIN (1/1/95)
vs. NE (1/26/86)
at SF (1/6/85)

Fewest Passes Intercepted By, Game

- 0 vs. SEA (1/16/11)
at SF (1/7/95)
vs. DAL (12/29/91)
at NYG (1/13/91)
vs. SF (1/8/89)
vs. NYG (1/5/86)

FUMBLE RECOVERIES

Most Opponent Fumbles Recovered, Game

- 4 vs. NE (1/26/86)
- 3 vs. NO (1/21/07)
- 2 Six times; Last: vs. IND (2/4/07)

FIRST DOWNS

TOTAL FIRST DOWNS

Fewest First Downs Allowed, Game

- 9 vs. LA Rams (1/12/86)
- 10 vs. NYG (1/5/86)
- 11 vs. NO (1/6/91)

Most First Downs Allowed, Game

- 27 at SF (1/7/95)
- 25 at SF (1/6/85)
- 24 vs. IND (2/4/07)

RUSHING FIRST DOWNS

Fewest Rushing First Downs Allowed, Game

- 1 Four times; Last: vs. SEA (1/16/11)
- 2 vs. NO (1/6/91)
- 3 vs. NO (1/21/07)
at MIN (1/1/95)

Most Rushing First Downs Allowed, Game

- 16 at NYG (1/13/91)
- 13 at SF (1/7/95)
at DAL (12/26/77)
- 12 vs. IND (2/4/07)
vs. SEA (1/14/07)

PASSING FIRST DOWNS

Fewest Passing First Downs Allowed, Game

- 3 vs. LA Rams (1/12/86)
- 6 vs. SEA (1/14/07)
- 7 vs. DAL (12/29/91)

Most Passing First Downs Allowed, Game

- 21 vs. PHI (12/31/88)
- 18 at MIN (1/1/95)
- 14 vs. SEA (1/16/11)
vs. CAR (1/15/06)
at SF (1/6/85)
at WAS (12/30/84)

FIRST DOWNS BY PENALTY

Fewest First Downs Allowed By Penalties, Game

- 0 Seven times; Last: vs. NO (1/21/07)

Most First Downs Allowed By Penalties, Game

- 3 vs. GB (1/23/11)
vs. SEA (1/16/11)
at SF (1/7/95)
vs. WAS (1/3/87)
- 2 Six times; Last: vs. DAL (12/29/91)



Team Postseason Records inclusive of Super Bowl Era only

NET YARDS

NET YARDS ALLOWED

Fewest Net Yards Allowed, Game

- 123 vs. NE (1/26/86)
- 130 vs. LA Rams (1/12/86)
- 181 vs. NYG (1/5/86)

Most Net Yards Allowed, Game

- 434 vs. CAR (1/15/06)
- 430 vs. IND (2/4/07)
- vs. PHI (12/31/88)
- 406 vs. SF (1/8/89)

RUSHING

RUSHING YARDS

Fewest Rushing Yards Allowed, Game

- 7 vs. NE (1/26/86)
- 32 vs. NYG (1/5/86)
- 34 vs. SEA (1/16/11)

Most Rushing Yards Allowed, Game

- 233 at DAL (12/26/77)
- 194 at NYG (1/13/91)
- 191 vs. IND (2/4/07)

RUSHING TOUCHDOWNS

Fewest Rushing Touchdowns Allowed, Game

- 0 10 times; Last: vs. SEA (1/16/11)

Most Rushing Touchdowns Allowed, Game

- 5 at SF (1/7/95)
- 3 at DAL (12/26/77)
- 2 vs. GB (1/23/11)
- vs. SEA (1/14/07)
- at NYG (1/13/91)
- at WAS (12/30/84)

PASSING

PASSING ATTEMPTS

Fewest Passing Attempts Allowed, Game

- 14 at DAL (12/26/77)
- 17 at NYG (1/13/91)
- 18 vs. DAL (12/29/91)

Most Passing Attempts Allowed, Game

- 61 at MIN (1/1/95)
- 55 vs. PHI (12/31/88)
- 49 vs. NO (1/21/07)

COMPLETIONS

Fewest Completions Allowed, Game

- 8 at DAL (12/26/77)
- 9 vs. DAL (12/29/91)
- 10 at NYG (1/13/91)
- vs. LA Rams (1/12/86)

Most Completions Allowed, Game

- 33 at MIN (1/1/95)
- 27 vs. NO (1/21/07)
- vs. PHI (12/31/88)
- 26 vs. SEA (1/16/11)
- vs. PHI (1/19/02)

GROSS PASSING YARDS

Fewest Gross Passing Yards Allowed, Game

- 66 vs. LA Rams (1/12/86)
- 112 at NYG (1/13/91)
- 134 at DAL (12/26/77)

Most Gross Passing Yards Allowed, Game

- 407 vs. PHI (12/31/88)
- 354 vs. NO (1/21/07)
- 351 at MIN (1/1/95)

NET PASSING YARDS

Fewest Net Passing Yards Allowed, Game

- 44 vs. LA Rams (1/12/86)
- 94 at NYG (1/13/91)
- 116 vs. NE (1/26/86)

Most Net Passing Yards Allowed, Game

- 378 vs. PHI (12/31/88)
- 340 at MIN (1/1/95)
- 319 vs. NO (1/21/07)

PASSING TOUCHDOWNS

Fewest Passing Touchdowns Allowed, Game

- 0 Six times; Last: vs. GB (1/23/11)

Most Passing Touchdowns Allowed, Game

- 3 vs. SEA (1/16/11)
- vs. CAR (1/15/06)
- vs. SF (1/8/89)
- at PHI (12/23/79)
- 2 Five times; Last: vs. NO (1/21/07)

SACKS

SACKS OF OPPOSING QUARTERBACK

Most Sacks of Opposing QB, Game

- 7 vs. NE (1/26/86)
- at WAS (12/30/84)
- 6 vs. NYG (1/5/86)
- 4 vs. PHI (12/31/88)

Fewest Sacks of Opposing QB, Game

- 0 vs. DAL (12/29/91)
- 1 Five times; Last: vs. GB (1/23/11)
- 2 Seven times; Last: vs. PHI (1/19/02)

CAREER COACHING RECORDS

	Years	Overall W-L-T (Pct.)	Regular W-L-T	Post-season W-L
1. George Halas	1920-29; 33-42; 46-55; 58-67	324-151-31 (.682)	318-148-31	6-3
2. Mike Ditka	1982-92	112-68-0 (.622)	106-62-0	6-6
3. Lovie Smith	2004-12	84-66-0 (.560)	81-63-0	3-3
4. Dave Wannstedt	1993-98	41-57-0 (.418)	40-56-0	1-1
5. Dick Jauron	1999-2003	35-46-0 (.432)	35-45-0	0-1
6. Neill Armstrong	1978-81	30-35-0 (.462)	30-34-0	0-1
7. Ralph Jones	1930-32	24-10-7 (.706)	24-10-7	None
8. Heartley "Hunk" Anderson/ Luke Johnsos (co-coaches)	1942-45	24-12-2 (.667)	23-11-2	1-1
9. Jack Pardee	1975-77	20-23-0 (.465)	20-22-0	0-1
10. Jim Dooley	1968-71	20-36-0 (.357)	20-36-0	None
11. John "Paddy" Driscoll	1956-57	14-10-1 (.583)	14-9-1	0-1
12. Marc Trestman	2013-14	13-19 (.406)	13-19-0	None
13. Abe Gibron	1972-74	11-30-1 (.274)	11-30-1	None
14. John Fox	2015	6-10-0 (.375)	6-10-0	None
TOTALS	1920-2015	758-573-42 (.567)	741-555-42	17-18

CAREER SCORING

	Years	Ru	Rec	Ret	PAT	FG	2-Pts	Pts
1. Robbie Gould (k)	2005-15	0	0	0	379/383	276/323	0	1,207
2. Kevin Butler (k)	1985-95	0	0	0	387/397	243/332	0	1,116
3. Walter Payton (hb)	1975-87	110	15	0	0	0	0	750
4. Bob Thomas (k)	1975-84	0	0	0	245/268	128/205	0	629
5. George Blanda (k-qb)	1949-58	5	0	0	247/250	88/201	0	541
6. Paul Edinger (k)	2000-04	0	0	0	133/133	110/146	0	463
7. Mac Percival (k)	1967-73	0	0	0	159/162	99/182	0	456
8. Neal Anderson (rb)	1986-93	51	20	0	0	0	0	426
9. Matt Forté (rb)	2008-15	45	19	0	0	0	6	396
10. Roger Leclerc (k)	1960-66	0	0	0	152/158	75/146	0	377
11. Jack Manders (fb-lb-hb-db-k)	1933-40	11	6	2	133/*	40/*	0	367
12. Rick Casares (fb)	1955-64	49	10	0	0	0	0	354
13. Gale Sayers (rb)	1965-71	39	9	8	0	0	0	336
14. Ken Kavanaugh (e)	1940-41; 45-50	0	50	2	1/1	0	0	313
15. Johnny Lujack (qb-k)	1948-51	21	0	0	130/136	4/9	0	268
16. Jeff Jaeger (k)	1996-99	0	0	0	77/78	63/83	0	266
17. Joey Sternaman (qb-k)	1922-25; 1927-30	21	4	0	56/*	13/*	0	251
18. Harlon Hill (e)	1954-61	0	40	0	0	0	0	240
19. George McAfee (hb-db)	1940-41; 45-50	22	11	6	0	0	0	234
20. Ray "Scooter" McLean (hb-db-k)	1940-47	6	21	3	45/54	0/1	0	225

* figures not available

CAREER INTERCEPTIONS

	Years	Int	Yards	Avg	TD
1. Gary Fencik (s)	1976-87	38	483	12.7	1
2. Richie Petitbon (s)	1959-68	37	643	17.4	3
3. Charles Tillman (cb)	2003-14	36	675	18.8	8
4. Donnell Woolford (cb)	1989-96	32	212	6.6	1
5. Bennie McRae (cb)	1962-70	27	485	18.0	4
6. Dave Whitsell (cb)	1961-66	26	397	15.3	2
7. George McAfee (db)	1940-41; 45-50	25	350	14.0	1
8. JC Caroline (db)	1956-65	24	405	16.9	2
Doug Buffone (lb)	1966-79	24	211	8.8	0
10. Roosevelt Taylor (s)	1961-69	23	414	18.0	3
11. Brian Urlacher (lb)	2000-12	22	324	14.7	2
Dick Butkus (lb)	1965-73	22	166	7.5	0
Allan Ellis (cb)	1973-77; 79-80	22	185	8.4	1



CAREER RUSHING

	Years	Att	Yards	Avg	TD
1. Walter Payton	1975-87	3,838	16,726	4.4	110
2. Matt Forté	2008-15	2,035	8,602	4.2	45
3. Neal Anderson	1986-93	1,515	6,166	4.1	51
4. Rick Casares (fb)	1955-64	1,386	5,657	4.1	49
5. Gale Sayers	1965-71	991	4,956	5.0	39
6. Thomas Jones	2004-06	850	3,493	4.1	22
7. Anthony Thomas	2001-04	858	3,332	3.9	21
8. Roland Harper (fb)	1975-78; 80-82	757	3,044	4.0	15
9. Willie Galimore	1957-63	670	2,985	4.5	26
10. Matt Suhey (fb)	1980-89	829	2,946	3.6	20
11. Ronnie Bull (hb/fb)	1962-70	787	2,871	3.7	9
12. Bronko Nagurski (fb)	1930-37; 43	633	2,778	4.4	18
13. Bobby Douglass (qb)	1969-75	373	2,470	6.6	20
14. Ray Nolting	1936-43	508	2,285	4.5	16
15. Raymont Harris	1994-97	592	2,245	3.8	15
16. George Gulyanics	1947-52	609	2,081	4.1	19
17. Brad Muster (fb)	1988-92	455	2,014	4.4	20
18. James Allen	1998-2001	515	1,978	3.8	4
19. Gary Famiglietti	1938-45	505	1,927	3.8	20
20. Beattie Feathers	1934-37	320	1,846	5.8	14
21. Bill Osmanski (fb)	1939-43; 46-47	368	1,753	4.8	20
22. George McAfee	1940-41; 45-50	341	1,685	4.9	22
23. Rashaan Salaam	1995-97	470	1,682	3.6	13
24. Jim Harbaugh (qb)	1987-93	296	1,609	5.4	15
25. Cedric Benson	2005-07	420	1,593	3.8	10

CAREER PASSING

(400+ Attempts)	Years	Att	Cmp	Cmp%	Yards	Y/Att	TD	TD%	Int	Int%	Rating
1. Jay Cutler	2009-15	3,134	1,939	61.9	22,384	7.14	150	4.8	104	3.3	85.5
2. Erik Kramer	1994-98	1,557	913	58.6	10,582	6.80	63	4.0	45	2.9	80.7
3. Jim McMahon	1982-88	1,513	874	57.8	11,203	7.37	67	4.4	56	3.7	80.4
4. Jim Miller	1999-2002	965	565	58.5	5,867	6.08	34	3.5	26	2.7	76.7
5. Shane Matthews	1993-96; 99-01	599	366	61.1	3,461	5.78	19	3.2	18	3.0	75.1
6. Sid Luckman	1939-50	1,744	904	51.8	14,686	8.42	137	7.9	132	7.6	75.0
7. Jim Harbaugh	1987-93	1,759	1,023	58.1	11,567	6.58	50	2.8	56	3.2	74.2
8. Bill Wade	1961-66	1,407	767	54.5	9,958	7.08	68	4.8	66	4.7	73.4
9. Rudy Bukich	1958-59; 62-68	878	474	54.0	6,254	7.12	46	5.2	45	5.1	72.8
10. Kyle Orton	2005-08	913	505	55.3	5,319	5.83	30	3.3	27	3.1	71.1
11. Rex Grossman	2003-08	962	521	54.2	6,164	6.41	33	3.4	35	3.6	70.1
12. Cade McNown	1999-2000	515	281	54.6	3,111	6.04	16	3.1	19	3.7	67.7
13. Johnny Lujack	1948-51	808	404	50.0	6,295	7.79	41	5.1	54	6.7	65.3
14. Mike Tomczak	1985-90	915	454	49.6	6,247	6.83	33	3.6	47	5.1	62.5
Ed Brown	1954-61	1,246	607	48.7	9,698	7.78	63	5.1	88	7.1	62.5

CAREER SACKS (since 1982)

	Years	Sacks
1. Richard Dent	1983-93; 95	124.5
2. Steve McMichael	1982-93	92.5
3. Dan Hampton	1982-90	57.0
4. Alex Brown	2002-09	43.5
5. Trace Armstrong	1989-94	42.0
Adewale Ogunleye	2004-09	42.0

CAREER FIELD GOALS

	Years	FG	FGA	Pct.
1. Robbie Gould	2005-15	276	323	85.4
2. Kevin Butler	1985-95	243	332	72.9
3. Bob Thomas	1975-84	128	205	62.4
4. Paul Edinger	2000-04	110	146	75.3
5. Mac Percival	1967-73	99	182	54.4

CAREER RECEIVING

— YARDS —

	Years	Yards	Receptions	Avg	TD
1. Johnny Morris (wr)	1958-67	5,059	356	14.2	31
2. Harlon Hill (wr)	1954-61	4,616	226	20.4	40
3. Walter Payton (rb)	1975-87	4,538	492	9.2	15
4. Mike Ditka (te)	1961-66	4,503	316	14.3	34
5. Curtis Conway (wr)	1993-99	4,498	329	13.7	31
6. Matt Forté (rb)	2008-15	4,116	487	8.5	19
7. Marty Booker (wr)	1999-2003; 08	3,895	329	11.8	25
8. Alshon Jeffery (wr)	2012-15	3,728	252	14.8	24
9. Willie Gault (wr)	1983-87	3,650	184	19.8	27
10. Ken Kavanaugh (e)	1940-41; 45-50	3,626	162	22.4	50
11. Dick Gordon (wr)	1965-71	3,550	238	14.9	35
12. Brandon Marshall (wr)	2012-14	3,524	279	12.5	31
13. James Scott (wr)	1976-80; 82	3,202	177	18.1	20
14. Jim Dooley (wr)	1952-54; 56-57; 59-62	3,172	211	15.0	16
15. Jim Keane (e)	1946-51	3,031	206	14.7	23
16. Wendell Davis (wr)	1988-93	3,000	207	14.5	14
17. Dennis McKinnon (wr)	1983-85; 87-89	2,840	180	15.8	21
18. Bobby Engram (wr)	1996-2000	2,831	246	11.5	17
19. Bill McColl (e)	1952-59	2,815	201	14.0	25
20. Devin Hester (wr)	2006-13	2,807	217	12.9	14
21. Neal Anderson (rb)	1986-93	2,763	302	9.1	20
22. Emery Moorehead (te)	1981-88	2,730	200	13.7	14
23. Marcus Robinson (wr)	1998-2002	2,695	187	14.4	20
24. Desmond Clark (te)	2003-10	2,639	242	10.9	18
25. Earl Bennett (wr)	2008-13	2,277	185	12.3	12

— RECEPTIONS —

	Years	Catches	Yards	Avg	TD
1. Walter Payton (rb)	1975-87	492	4,538	9.2	15
2. Matt Forté (rb)	2008-15	487	4,116	8.5	19
3. Johnny Morris (wr)	1958-67	356	5,059	14.2	31
4. Marty Booker (wr)	1999-2003; 08	329	3,895	11.8	25
Curtis Conway (wr)	1993-99	329	4,498	13.7	31
6. Mike Ditka (te)	1961-66	316	4,503	14.3	34
7. Neal Anderson (rb)	1986-93	302	2,763	9.1	20
8. Brandon Marshall (wr)	2012-14	279	3,524	12.5	31
9. Matt Suhey (fb)	1980-89	259	2,109	8.1	5
10. Alshon Jeffery (wr)	2012-15	252	3,728	14.8	24
11. Bobby Engram (wr)	1996-2000	246	2,831	11.5	17
12. Desmond Clark (te)	2003-10	242	2,639	10.9	18
13. Dick Gordon (wr)	1965-71	238	3,550	14.9	35
14. Harlon Hill (wr)	1954-61	226	4,616	20.4	40
15. Devin Hester (wr)	2006-13	217	2,807	12.9	14
16. Jim Dooley (wr)	1952-54; 56-57; 59-62	211	3,172	15.0	16
17. Martellus Bennett (te)	2013-15	208	2,114	10.2	14
16. Wendell Davis (wr)	1988-93	207	3,000	14.5	14
17. Jim Keane (e)	1946-51	206	3,031	14.7	23
18. Bill McColl (e)	1952-59	201	2,815	14.0	25
19. Emery Moorehead (te)	1981-88	200	2,730	13.7	14
21. Greg Olsen (te)	2007-10	194	1,981	10.2	20
22. Marcus Robinson (wr)	1998-2002	187	2,695	14.4	20
23. Earl Bennett (wr)	2008-13	185	2,277	12.3	11
24. Willie Gault (wr)	1983-87	184	3,650	19.8	27



CAREER KICKOFF RETURNS

(25+ Returns)	Years	Returns	Yards	Avg	TD
1. Devin Hester	2006-13	222	5,504	24.8	5
2. Glyn Milburn	1998-2001	192	4,596	23.9	2
3. Dennis Gentry	1982-92	192	4,353	22.7	3
4. Jerry Azumah	1999-2005	119	2,885	24.2	2
5. Gale Sayers	1965-71	91	2,781	30.6	6
6. Danieal Manning	2006-10	101	2,711	26.8	1
7. Cecil Turner	1968-73	108	2,616	24.2	4
8. Ron Smith	1965; 70-72	85	2,263	26.6	1
9. Brian Baschnagel	1976-84	89	2,104	23.6	0
10. Nate Lewis	1994-95	77	1,778	23.1	0
11. Charlie Bivins	1960-66	62	1,531	24.7	0
12. Johnny Knox	2009-12	55	1,506	27.4	1
13. Thomas Sanders	1985-89	79	1,497	18.9	1
14. Ahmad Merritt	2001-03	65	1,434	22.1	0
15. Rashied Davis	2005-10	70	1,366	19.5	0

CAREER PUNT RETURNS

(25+ Returns)	Years	Returns	Yards	Avg	TD
1. Devin Hester	2006-13	264	3,241	12.3	*13
2. George McAfee	1940-41; 45-50	112	1,431	12.8	2
3. Dennis McKinnon	1983-85; 87-89	127	1,171	9.2	3
4. Jeff Fisher	1981-84	123	1,137	9.2	1
5. R.W. McQuarters	2000-04	93	983	10.6	2
6. Glyn Milburn	1998-2001	94	970	10.3	1
7. Johnny Morris	1958-67	104	893	8.6	1
8. Steve Schubert	1975-79	103	866	8.4	3
9. Virgil Livers	1975-79	86	738	8.6	0
10. Johnny Bailey	1990-91	72	680	9.4	1
11. J.R. Boone	1948-51	56	635	11.3	0
12. Ray "Scooter" McLean	1940-47	42	622	14.8	3
13. Leon Johnson	2001-02	56	543	9.7	0
14. Ron Smith	1965; 1970-72	86	485	5.6	0
15. Lew Barnes	1986	59	482	8.5	0

*NFL Record

CAREER PUNTING

(75+ Punts)	Years	Punts	Yards	Gross Avg
1. George Gulyanics	1947-52	113	5,032	44.5
2. Pat O'Donnell	2014-15	141	6,204	44.0
3. Adam Podlesh	2011-13	238	10,065	42.3
4. Todd Sauerbrun	1995-99	328	13,849	42.2
5. Bobby Joe Green	1962-73	833	35,057	42.1
6. Brad Maynard	2001-10	878	36,781	41.9
7. Fred "Curley" Morrison	1950-53	243	10,170	41.9
8. Bryan Wagner	1987-88	115	4,743	41.2
9. Maury Buford	1985-86; 89-91	354	14,491	40.9
10. Ed Brown	1954-61	343	13,912	40.6



HISTORY

IN MEMORIAM

Doug Atkins
Rudy Bukich
Pete Carmichael Sr.
Ron Drzewiecki
George Figner
Ken Gorgal
Jack Johnson
Ted Karras

Bryan Robinson
Bill Wade
Bob Williams
Jon Roehl
Alton Romine
Terry Stoepel
Buddy Ryan



CHICAGO BEARS HISTORICAL HIGHLIGHTS

1920s

9/17/20—George Halas, representing the Decatur Staleys, meets with representatives of 11 other clubs at Ralph Hay's Hupmobile showroom in Canton, Ohio, forming the American Professional Football Association – which later became the NFL. Membership is set at \$100.

1920—The Staleys shut out 10 of 13 foes, losing only to the Chicago Cardinals (7-6 at Normal Park), and post a 10-1-2 record. Each player is paid \$1,900 for the season.

1921—A. E. Staley gives Halas the club with \$5,000 to keep the Staleys name for the year. Decatur Staleys become Chicago Staleys, play in Cubs Park (re-named Wrigley Field in 1926), and win the APFA title with 9-1-1 record. Halas makes Dutch Sternaman his partner.

1/28/22—Franchise renamed Chicago Bears.

11/27/22—First Chicago player deal: Bears buy tackle Ed Healey's contract from the Rock Island Independents for \$100—twice the going rate for a franchise that season.

11/22/25—Harold "Red" Grange signs with Bears and pro football leaves its cradle. His agent, C.C. (Cash & Carry) Pyle, negotiates a \$100,000 deal with the Bears. Halas takes the Bears and Grange on a coast-to-coast tour that sees the club play 19 games from Nov. 26 through Jan. 31 interrupted only by a two-week rest. The Bears post a 13-5-1 record on the trip.

11/26/25—Grange's first game—36,000 see Bears and Cardinals tie 0-0 in Cubs Park. Grange held to 36 yards.

1/16/26—Grange scores two TDs as the Bears impress 70,000 in the LA Coliseum beating the LA Tigers 17-7.

3/1/26—Bears open offices at 111 W. Washington in Chicago.

1930s

1930—After a 4-9-2 season in 1929, George Halas replaces himself as head coach with Ralph Jones. Jones posts a 24-10-7 record during his three seasons.

12/15/30—Bears and Cardinals play football's first indoor game on an 80-yard field in Chicago Stadium. The exhibition aids unemployment; Bears win 9-7 before 10,000 fans.

11/15/31—New Yorkers (including Gov. Alfred E. Smith and Mayor Jimmy Walker) in field boxes at \$100 a seat watch Bears top Giants at Polo Grounds 12-6.

1932—Franchise loses \$18,000, prompting Dutch Sternaman to sell his half of the Bears to George Halas.

12/18/32—Bronko Nagurski hits Red Grange with a two-yard TD pass and the Bears top the Portsmouth Spartans 9-0 for the NFL championship. The game was played before 11,198, indoors at Chicago Stadium on an 80-yard field.

1933—George Halas returns as head coach and takes club out of town for training camp for the first time. University of Notre Dame is the host.

11/5/33—Boston Redskins beat Bears, 10-0, ending Chicago's 16-game unbeaten string.

12/17/33—Bears use rookie Jack Manders' accurate kicking for 11 points and defeat the Giants 23-21 in the NFL's first championship game.

1934—Halas University, the Bears alumni association, begins. Annually Bear veterans return during season for Homecoming Weekend.

1934—Bears hold training camp at Lane Tech High in Chicago.

8/31/34—A classic is born as 79,432 watch the NFL champion Bears held to a scoreless tie by the first College All-Star team in a game sponsored by Chicago Tribune Charities at Soldier Field.

12/2/34—Rookie Beattie Feathers becomes first pro to rush for 1,000 yards in a season (1,004), leading the NFL.

12/9/34—Undeclared Bears slip before Giants in NFL title tilt at Polo Grounds 30-13 before 35,059. With Chicago leading 10-3 at the half, NY dons basketball sneakers and scores 27 points.

1935—Training camp is conducted at St. John's Military Academy in Delafield, Wisconsin.

1936—Bears make future Hall of Famer Joe Stydahar, a tackle from West Virginia, their first draft pick ever.

12/12/37—Bears win Western Division title but lose NFL Championship 28-21 to Redskins at Wrigley Field. Sammy Baugh hits 18 of 33 for 335 yards and three TDs. Jack Manders scores 15 of the Bears points. A Chicago player's share is \$127.78.

7/25/39—Future Hall of Famer Sid Luckman signs his first contract after being selected by the Bears with the second pick of the 1939 NFL draft.

1940s

12/8/40—Ten Bears tally TDs as Chicago rips Washington 73-0 for the NFL title before 36,034 in D.C. The rout signals the beginning of pro football's modern era with the formal unveiling of the T-formation. Each player receives \$873.

1941—*Bear Down, Chicago Bears*, the Bears new fight song, is published.

12/14/41—Bears and Packers agree their playoff game should be played to a "sudden death" finish in event of tie. NFL adopts plan 1/24/42.

12/21/41—Bears throttle the New York Giants 37-9 for the NFL Championship.

1942—George Halas departs in October after five games for the US Navy. The Bears win their remaining six games to finish the season 11-0 and advance to the title game but lose to Washington, 14-6.

1943—Hunk Anderson and Luke Johnsos co-coach the wartime Bears for the next three seasons, compiling a 15-11-2 record.

11/14/43—Sid Luckman becomes the first pro to pass for 400+ yards in a game, scorching the Giants for 433 yards and seven TDs.

12/26/43—The Bears blast Washington 41-21 in Wrigley Field for the NFL title before 34,320 fans. Sid Luckman throws five TD passes (2 each to Harry Clark and Dante Magnani and one to Jim Benton). Bronko Nagurski scores his last Bear TD, a 3-yard run.

12/15/46—With George Halas around for the full season, the Bears whip the Giants 24-14 before a record NFL title crowd of 58,346 in the Polo Grounds. After opening with a 21-yard TD pass to Ken Kavanaugh, Sid Luckman gets the winning score on a 19-yard bootleg.

12/19/47—Bears make the first trade for a draft choice, then select QB Bobby Layne in the 1948 draft.

12/11/49—Johnny Lujack sets NFL passing record with 468 yards against the Cardinals.

1950s

12/17/50—Bears and Rams tie for Western Division title with 9-3 marks but Rams trip Bears in LA 24-14 to break the tie.

1956—Halas leaves coaching for a third time. Paddy Driscoll gets the position.

12/30/56—Giants, with their sneakers again, trounce Chicago 47-7 before 56,836 in Yankee Stadium for NFL title.

11/2/58—Bears and Rams establish NFL attendance record drawing 90,833 paid (100,470 actual) in the LA Coliseum. Rams win 41-35.

1960s

10/22/61—Bears destroy the scorching 49er shotgun formation 31-0 with Bill George playing middle guard and the defensive line stunting.

12/29/63—Bears intercept five YA Tittle passes and capture NFL title from Giants 14-10 in Wrigley Field before 45,801 and closed-circuit TV. QB Bill Wade gets both TDs on two- and one-yard runs. Each Bear earns \$5,899.

1964—Flanker Johnny Morris establishes NFL record of 93 catches.

11/28/64—Bears set standard for draft by selecting LB Dick Butkus and RB Gale Sayers in first round.

1965—Rookie Sayers bursts into pro football with an NFL-record 22 TDs.

12/12/65—Gale Sayers scores six TDs against 49ers.

1966—Gale Sayers sets NFL combined yards record with 2,440.

5/27/68—The all-time winningest coach in football history, George Halas, retires from coaching after 40 seasons with 324 wins, 151 defeats, 31 ties.

1970s

3/19/70—George Halas elected president of the National Football Conference as NFL-AFL merge.

6/16/70—Bear running back Brian Piccolo dies of cancer. Club establishes Piccolo Fund and four decades later the Fund continues to support cutting-edge cancer research at Rush University Medical Center and Memorial Sloan Kettering Cancer Center..

12/13/70—Bears say goodbye to Wrigley Field by trouncing Green Bay 35-17. They will make Soldier Field their home in 1971.

9/19/71—The Bears open at Soldier Field by defeating the Pittsburgh Steelers, 17-15.

9/12/74—Jim Finks joins Bears as Vice President and General Manager after serving as Vikings' GM and NFL Management Council Advisor.

12/17/74—After three seasons and a record of 11-30-1, Abe Gibrion departs as head coach.

12/31/74—Former NFL star LB Jack Pardee is named Bears head coach, the first non-Bear to hold the job.

7/12/75—Bears open training camp at Lake Forest College after 31 seasons in Rensselaer, Indiana.

11/20/77—En route to leading the NFL in rushing with a Bear record 1,852 yards on the season, Walter Payton dashes through the Vikings for a then-NFL record 275 yards. Bears win 10-7 at Soldier Field.

12/18/77—A 28-yard FG by Bob Thomas with :09 left in overtime gives Bears a 12-9 win over the Giants, a 9-5 record, a six-game win streak, and their first playoff spot in 14 years.

12/26/77—Bears finish season with 37-7 playoff loss at Dallas, but set 28 team records and play before a home record 401,513 fans in seven Soldier Field dates.

1/19/78—With a three-year record of 20-22, Jack Pardee resigns to seek Redskins coaching job.

2/16/78—Neill Armstrong, Minnesota Vikings defensive coordinator, becomes head coach.

9/3/79—Bears occupy \$1.6 million new headquarters named Halas Hall on Lake Forest College campus.

12/16/79—Massive heart attack claims George (Mugs) Halas at 54. Bears rout St. Louis 42-6 and Dallas tips Washington 35-34. The combination sends 10-6 Bears to the playoffs.

12/23/79—After leading 17-10, Bears drop the Wild Card game at Philadelphia, 27-17.



CHICAGO BEARS HISTORICAL HIGHLIGHTS

1980s

- 10/6/80**—Walter Payton gains 133 rushing and 14 receiving to raise lifetime combined yardage to 9,492 – breaking Sayers' club record. Bears beat Tampa 23-0 at Soldier Field.
- 11/27/80**—David Williams returns overtime kickoff on Thanksgiving Day at Detroit 95 yards for TD in then-fastest OT in NFL history (21 seconds).
- 12/7/80**—Bears whip Packers 61-7 at Soldier Field, equaling club record for points and setting records for first downs (33) and completion percentage (83.3%, 20 of 24). Vince Evans throws for 316 yards – most by a Bear in 10 years.
- 1/4/82**—After four seasons and a 30-35 record, Neill Armstrong departs as head coach.
- 1/20/82**—Mike Ditka, assistant offensive coach of the Dallas Cowboys, becomes head coach.
- 8/24/83**—Jim Finks resigns as General Manager after nine seasons. George Halas names Jerry Vainisi as the club's General Manager.
- 10/31/83**—Bears' founder and owner, George Halas, dies at the age of 88.
- 11/11/83**—Michael McCaskey becomes the third president in franchise history.
- 2/19/84**—Rudy Custer, business manager for 38 years, announces his retirement.
- 10/7/84**—Walter Payton breaks Jim Brown's career rushing record with a third quarter six-yard run against New Orleans at Soldier Field. He finishes the day with 32 carries for 154 yards.
- 11/25/84**—Bears defeat Vikings 34-3 in Minneapolis to clinch first Central Division crown.
- 12/30/84**—Visiting Bears beat Redskins 23-19 for first playoff win since 1963, advancing to team's first NFC Championship before losing 23-0 to eventual champion 49ers.
- 1985**—Bears win first 12 games of season en route to posting 15-1 regular season mark, equalling the most regular season wins by a team in NFL history. Chicago claims second straight NFC Central title as club-record nine players are selected to Pro Bowl.
- 1/5/86**—Bears host first playoff game since 1963 and shut out New York Giants, 21-0.
- 1/12/86**—Bears blank Los Angeles Rams, 24-0, in NFC Championship game at Soldier Field and advance to Super Bowl XX.
- 1/26/86**—Chicago sets seven Super Bowl records in first appearance including most points (46) and largest margin of victory (36) in 46-10 rout of the New England Patriots. The game was witnessed by record-setting number of viewers via television worldwide. The next day the team was greeted by an estimated 500,000 people in a ticker-tape parade in downtown Chicago.

- 1986**—Bears capture third straight NFC Central title with 14-2 mark; defense allows NFL record-low 187 points. Bears lose divisional playoff game to Redskins, 27-13.
- 12/20/87**—Walter Payton plays final regular season game at Soldier Field (rushes for 79 yards and 2 TDs). "Walter Payton Day" is celebrated prior to game as club president Michael McCaskey retires jersey number 34.
- 1987**—Bears win fourth consecutive division title with 11-4 mark in strike-interrupted season. Team posts four-straight winning seasons, a feat last accomplished by Bears from 1946-51. Redskins come back from 14-0 deficit to beat Bears 21-17 in playoffs.
- 1988**—Bears post 12-4 record (tied for best in NFL) and advance to NFC Championship game before losing to eventual Super Bowl Champion San Francisco. Bears finish five-year period (1984-88) with 62 wins – most by any NFL team ever in such a span at that time.
- 12/31/88**—Playoff Game vs. the Philadelphia Eagles at Soldier Field, Chicago, IL. On this 29-degree day in December the Bears rolled to a 20-12 playoff victory over the Eagles in what came to be known as the "Fog Bowl."
- 12/3/89**—Kevin Butler connects on his 24th straight field goal to set an NFL record for consecutive field goals made.
- 12/24/89**—Richard Dent sacks Joe Montana and becomes the Bears' all-time sack leader with 82, surpassing Jim Osborne.

1990s

- 6/6/90**—Andy McKenna and Patrick G. Ryan, two Chicago businessmen, purchase approximately 20% (total) of the Bears from the McCaskeys.
- 1990**—Bears regain NFC Central title with 11-5 mark, and beat the Saints 16-6 in First Round playoff game before falling to eventual Super Bowl Champion NY Giants, 31-3, in Dan Hampton's final game.
- 12/8/91**—Mike Ditka wins his 100th regular season game as the Bears' head coach with a 27-13 victory over the Green Bay Packers at Soldier Field.
- 1991**—Chicago finishes 11-5 and earns a Wild Card berth in the playoffs. The Bears are upset in the First Round by the Dallas Cowboys, 17-13, at Soldier Field.
- 10/4/92**—Kevin Butler becomes the Bears all-time leading scorer with a 50-yard FG. He surpasses Walter Payton's 750 points.
- 12/13/92**—In Mike Singletary's final home game, the Bears upset AFC Central champion Pittsburgh Steelers, 30-6.
- 1/19/93**—Dave Wannstedt is hired as the 11th head coach in club history.
- 10/3/93**—The Bears play their 1,000th game in franchise history, shutting out the Atlanta Falcons at Soldier Field, 6-0.

- 10/31/94**–Dick Butkus' and Gale Sayers' jersey numbers (51 and 40) retired at halftime before a Monday night national audience.
- 12/24/94**–Kevin Butler becomes the first Bear to surpass the 1,000 point mark with his first quarter FG vs. New England.
- 1/1/95**–9-7 Bears earn a Wild Card berth and upset the Vikings with a 35-18 playoff win at Minnesota.
- 5/12/95**–Michael McCaskey announces plans for a new \$20 million state-of-the-art headquarters at the groundbreaking ceremony in Lake Forest.
- 3/3/97**–Bears move into Halas Hall at Conway Park, the team's 38-acre headquarters. All team operations are under one roof in Lake Forest, four miles west of the original Halas Hall.
- 11/23/97**–The Bears defeat the Tampa Bay Buccaneers 13-7 for the 600th win in team history. Chicago becomes the first NFL franchise to reach the 600-win plateau.
- 12/28/98**–Dave Wannstedt's coaching tenure ends after six seasons and a 41-57 record.
- 1/24/99**–Dick Jauron is hired as the 12th head coach in club history.
- 2/4/99**–Ted Phillips is named the fourth President and CEO in team history while Michael McCaskey becomes the third chairman of the board.
- 11/1/99**–Hall of Fame running back Walter Payton dies at the age of 45. The Bears name the Halas Hall indoor facility in his honor the following off-season.
- 11/7/99**–"Walter Payton Game" - Bears block the Packers' game-winning field goal attempt in the first game following the death of Walter Payton.

2000s

- 6/12/01**–Jerry Angelo named first Bears general manager since the 1986 season.
- 2001**–Bears win NFC Central title in the final year of the division's existence. The Bears, Packers, Lions and Vikings move into the NFC North at the start of the 2002 season, with the addition of the League's 32nd team, the Houston Texans.
- 11/4/01**–Mike Brown scores his second game-winning touchdown in as many games as Chicago wins back-to-back overtime games in miraculous fashion.
- 1/19/02**–The Bears finish the 2001 season with a 13-3 mark and reach the playoffs for the first time since 1994, falling to Philadelphia 31-19 in the final game at 'old' Soldier Field.
- 8/3/02**–Bears DE/DT Dan Hampton becomes the 26th Chicago Bear enshrined in the Pro Football Hall of Fame.

- 2002**–The Bears open a new training camp home for the first time in 18 years, moving from Platteville, Wis., to Olivet Nazarene University in Bourbonnais, Ill. The Bears play each of their home games at Memorial Stadium at the University of Illinois in Champaign while the new stadium at Soldier Field was being constructed.
- 9/29/03**–The Bears make their debut in the new Soldier Field against the Green Bay Packers on Monday Night Football, dropping a 38-23 decision to the Packers.
- 12/29/03**–Dick Jauron's coaching tenure ends after five seasons and a 35-46 record.
- 1/15/04**–Lovie Smith is hired as the 13th head coach in club history.
- 11/13/05**–Nathan Vasher returns a 49ers missed field goal 108 yards for a touchdown, setting the record for longest TD in NFL history.
- 12/25/05**–The Bears beat the Packers 24-17 at Green Bay in the first-ever Christmas Day game for both teams. With the win, the Bears clinched their first NFC North title.
- 2006**–Bears claim second straight NFC North title and home-field advantage throughout the playoffs with a 13-3 record.
- 11/12/06**–Almost a year to the day Nathan Vasher set the NFL record for longest TD in NFL history, Devin Hester duplicates the feat in New York against the Giants. Hester went on to set the League single-season record with six return touchdowns and most combined kick return TDs in a season with five.
- 1/14/07**–Bears earn first home playoff win since 1991 with a 27-24 OT win over defending NFC Champion Seattle.
- 1/21/07**–Bears win NFC Championship and a trip to Super Bowl XLI with a 39-14 win over the New Orleans Saints.
- 2/4/07**–Bears return specialist Devin Hester becomes the first player in Super Bowl history to return the game's opening kickoff for a touchdown while Chicago tied a record with 14 first-quarter points. The Bears and Indianapolis Colts combined for a Super Bowl record four 1st-quarter turnovers (2 each) in the first Super Bowl played in adverse playing conditions (rain) at Dolphin Stadium in Miami. The Colts would go on to beat the Bears 29-17.
- 12/30/07**–Devin Hester breaks his own single-season NFL record with his sixth kick return for a TD, setting the mark with a 64-yard punt return for a score in the final game of the season at home versus New Orleans.
- 12/7/08**–The Bears defeat the Jacksonville Jaguars 23-10 at Soldier Field to become the first NFL franchise to record 700 victories.



2010s

12/20/10—Bears defeat Minnesota 40-14 at TCF Bank Stadium to earn fourth NFC North division crown. Devin Hester breaks NFL kick return record returning a punt 64 yards for a score, his 14th return TD.

1/16/11—Bears earn berth in NFC Championship game with a 35-24 Divisional Playoff win over Seattle.

1/23/11—Rival Packers beat the Bears 21-14 in NFC Championship game at Soldier Field.

2/5/11—Bears DE Richard Dent voted for enshrinement into the Pro Football Hall of Fame, the 27th Chicago Bear to earn the honor.

5/5/11—George H. McCaskey becomes the fourth chairman of the board in franchise history.

1/3/12—Jerry Angelo released as general manager after helping the team to four NFC North titles, two NFC championship game appearances and one Super Bowl appearance in 11 years as GM.

1/28/12—Phil Emery hired as the fifth general manager in team history.

9/8/12—LS Patrick Mannelly appears in the season opening win over Indianapolis establishing a franchise record with 15 seasons in a Bears uniform.

12/31/12—Lovie Smith fired as head coach following 10-6 season. Bears advanced to playoffs three times during his nine-year tenure, advancing to two NFC Championship games and a Super Bowl.

Jan.-Aug., 2013—Bears training facility, Halas Hall, renovated and upgraded to the most advanced in-house multimedia facility in the NFL. Construction added 43,500-square-feet with additions featuring state-of-the-art TV and radio studios, interview rooms and a technical center. Event space was also added, allowing the team to bring in studio audiences for shows or host business conferences, meetings, receptions and events, enabling key sponsors the opportunity of conducting business meetings in that space.. The multilevel space features interactive wall panels full of images from the team's history,

1/16/13—Marc Trestman hired as the 14th head coach in club history.

10/20/13—Devin Hester returned a punt 81 yards for a touchdown to tie the NFL record for most return TDs with 19, tying Hall of Famer Deion Sanders.

12/29/14—General Manager Phil Emery and head coach Marc Trestman fired after Bears finish 2014 season with a 5-11 record. Trestman finishes his two-year tenure with a 13-19 record. In his first season with the Bears the team set several offensive franchise records, including: total net yards gained, gross passing yards, net passing yards, passing touchdowns, completion percentage, passer rating and first downs.

1/8/15—Ryan Pace hired as the sixth general manager in team history. George "Mugs" Halas, the son of Bears founder George Halas, was the team's first general manager, followed by Jim Finks, Jerry Vainisi, Jerry Angelo and Phil Emery.

1/16/15—John Fox hired as the 15th head coach in club history. Fox becomes the second Bears head coach in franchise history (Paddy Driscoll) to join the team with previous head coaching experience with another NFL team (Carolina Panthers 2002-10, Denver Broncos 2011-14).

10/11/15—K Robbie Gould becomes the Bears all-time leading scorer in the Bears win at Kansas City. Gould also established Bears career marks for field goals made (9/13 vs. GB) and field goals made of 50 or more yards (9/13 vs. Green Bay), surpassing Kevin Butler on all three.

11/9/15—QB Jay Cutler surpasses Pro Football HOFer Sid Luckman's franchise mark for career touchdown passes. Luckman recorded 137 TD passes from 1939-50. During the course of the season, in addition to career TD passes (150), Cutler establishes new franchise records for career passer rating (85.5), completions (1,939), attempts (3,134), completion percentage (61.9), passing yards (22,384), passing yards per game (230.8), passing touchdowns (150) and 300-yard passing games (16).

COLD-WEATHER GAMES

Chicago has a reputation for its brisk lakefront weather and both Wrigley Field and Soldier Field have hosted at least a few knee-knocking games. However, none of the coldest NFL games on record were in Chicago. The five coldest:

- * -13 degrees (-48 wind chill): 12-31-67, Lambeau Field, Green Bay; NFL Championship Game (Packers 21, Cowboys 17).
- * -9 degrees (-59 wind chill): 1-10-82, Riverfront Stadium, Cincinnati; AFC Championship Game (Bengals 27, Chargers 7).
- * -6 degrees (-25 wind chill): 1-10-16, TCF Bank Stadium; NFC Divisional Playoff (Seahawks 10, Vikings 9).
- * -1 degree (-23 wind chill): 1-20-08, Lambeau Field; NFC Championship Game (NY Giants 23, Packers 20, ot).
- * 0 degrees (-32 wind chill): 1-15-94, Rich Stadium, Orchard Park, NY; AFC Divisional Playoff (Bills 29, LA Raiders 23).

GEORGE S. HALAS

FEBRUARY 2, 1895 — OCTOBER 31, 1983

Leading the Chicago Bears for more than a half-century, George S. Halas, the team's founder and head coach for 40 years, was one of the most enduring personalities in sports history. Halas was active with the Bears starting in 1920 when he founded the team as the Decatur Staleys.

Halas was born and raised on Chicago's west side and prepped at Crane Tech High School before attending the University of Illinois. In Champaign, he earned a B.S. degree while lettering in football, basketball and baseball. After graduation in 1918, Halas joined the Navy for the first of two tours of duty. He was named Player of the Game in the 1919 Rose Bowl, playing end on the Great Lakes team that beat the Marines 17-0. A commander when he left active duty in 1946, Halas retired as a captain in the Naval Reserve. He was also awarded the Distinguished Citizens Award—the highest honor the Navy can bestow on a civilian.



After leaving the Navy, Halas played right field for the New York Yankees, but a hip injury shortened his baseball career. Halas went to work for a Decatur (IL) corn products firm owned by an enthusiastic sports fan, Mr. A.E. Staley, who sponsored a semi-pro baseball team, and later commissioned Halas to organize an independent football team.

PRO CAREER: As a player, Halas set an NFL record (which stood 49 years until 1972) when he took a Jim Thorpe fumble 98 yards for a TD in a 26-0 win over the Oorang Indians at Cubs Park (11/4/23) (re-named Wrigley Field in 1926). He played end for the Bears from 1920-29 and was named to the NFL all-pro squad of the 1920s.

PRO COACHING CAREER: Three times Halas interrupted his coaching activities by his own volition. He first turned over the leadership to Ralph Jones from 1930 through 1932. In 1942 when he left for the Navy, Luke Johnsos and Heartley "Hunk" Anderson shared head coaching responsibilities through '45. John "Paddy" Driscoll coached in 1956-57. Coincidentally, in '33 and again in '46 when Halas resumed coaching, his Bears won world championships.

During the 1940s, his teams reached the height of their power with four straight Western Conference titles; three world championships; a fantastic four-season record (including pre-season games) of 62-7-1 (.899); scored 2,164 points and allowed just 842. The 1940 team, which defeated the Washington Redskins 73-0 for the world championship, was voted the greatest professional team of all-time by the National Academy of Sports Editors in 1963.

Resuming coaching in 1958, Halas needed five years to develop another champion, when in 1963 the Bears won their eighth championship. The Sporting News, AP, and UPI named him Coach of the Year after the 1963 and 1965 seasons. Halas retired from coaching on May 27, 1968, with a career record of 324-151-31. His win total was the best in NFL history until Don Shula broke the mark in 1993. Halas is a charter member of the Pro Football Hall of Fame.



HALAS' BEARS RECORD

- Longest run with opponent's fumble: 98 yards, TD (11/4/23)

NFL COACHING RECORD

- Most World Champions: 6* (1921, 1933, 1940, 1941, 1946, 1963)

BEARS COACHING RECORDS

- Most regular season wins: 318
- Most consecutive regular season victories: 17 (1933-34)
- Most consecutive wins (including post-season): 18 (1933-34)
- Most World Champions: 6 (1921, 1933, 1940, 1941, 1946, 1963)

*Tied with Earl "Curly" Lambeau



GEORGE S. HALAS, JR.
SEPTEMBER 4, 1925 — DECEMBER 16, 1979

George S. "Mugs" Halas was an integral part of the Bears before his untimely death in 1979. The son of pro football founder George S. Halas, Mugs spent 30 years in pro football. He joined the Bears' front office in 1950, was named treasurer in 1953, and became president of the club in 1963. He was also the first general manager in team history, serving in that capacity from 1963-74. In his first season as president, the Bears were NFL champions. Mugs was the second of just four presidents in the franchise history. He succeeded his father, George S. Halas, and was followed by Michael McCaskey and current president Ted Phillips. His numerous contributions on a league level included membership on the executive committee of the NFL Management Council.

Mugs learned football at a young age, serving as a ballboy while growing up. He earned a business degree from Loyola in 1949, before entering pro football on a full-time basis. Mugs is remembered for his love and devotion to the game.



EDWARD W. MCCASKEY
APRIL 27, 1919 — APRIL 8, 2003


Edward (Ed) W. McCaskey served as an executive with the Bears for 36 years, serving as Chairman Emeritus of the club from 1999 until his death in 2003. He was the team's second Chairman of the Board, succeeding team founder George Halas in 1983 following 17 years as the team's Vice President and Treasurer. McCaskey married Halas' only daughter, Virginia, in 1943 and joined the team at Halas' request in 1967.

McCaskey was a popular figure within the NFL and was referred to by many as the conscience of the League, as well as a sounding board for many of its leaders. He contributed to numerous charitable and civic organizations on behalf of the Bears and served as the guiding force behind the Brian Piccolo Fund.



WALTER PAYTON
JULY 25, 1954 — NOVEMBER 1, 1999

- Drafted 4th overall in 1975; Retired after the 1987 season
- Retired as NFL's all-time leader in rushing and combined net yards
- Held 16 NFL Records when he retired including the League's all-time leading rusher, which was surpassed by Emmitt Smith in 2002
- Voted to nine Pro Bowls (1977, 78, 79, 80, 81, 84, 85, 86, 87)
- Holds 27 Bears' Records (24 regular season/career, three postseason)
- Jersey #34 is retired; Elected to Hall of Fame, Jan. 30, 1993; Inducted July 31, 1993



Payton's Pro Stats

Year	Rush	Yds	Avg	Lg	TD	Rec	Yds	Avg	Lg	TD	G-GS
1975 Bears	196	679	3.5	54	7	33	213	6.5	40	0	13-7
1976 Bears	311	1,390	4.5	60	13	15	149	9.9	34	0	14-14
1977 Bears	339	1,852	5.5	73	14	27	269	10.0	75	2	14-14
1978 Bears	333	1,395	4.2	76	11	50	480	9.5	61	0	16-16
1979 Bears	369	1,610	4.4	43	14	31	313	10.1	65	2	16-16
1980 Bears	317	1,460	4.6	69	6	46	367	8.0	54	1	16-16
1981 Bears	339	1,222	3.6	39	6	41	379	9.2	30	2	16-16
1982 Bears	148	596	4.0	26	1	32	311	9.7	40	0	9-9
1983 Bears	314	1,421	4.5	49	6	53	607	11.5	74	2	16-16
1984 Bears	381	1,684	4.4	72	11	45	368	8.2	31	0	16-16
1985 Bears	324	1,551	4.8	40	9	49	483	9.9	65	2	16-16
1986 Bears	321	1,333	4.2	41	8	37	382	10.3	57	3	16-16
1987 Bears	146	533	3.7	17	4	33	217	6.6	16	1	12-12
Career	3,838	16,726	4.4	76	110	492	4,538	9.2	75	15	190-184

Other Career Stats: **Passing:** 11-34-331, 8 TDs, 5 int's. **Punting:** 1 for 39 yards (1975). **Kickoff Returns:** 17 for 539 yards (31.7 avg.).

Playoffs

Year	Rush	Yds	Avg	LG	TD	Rec	Yds	Avg	LG	TD	G-GS
1977 Bears	19	60	3.1	11	0	3	33	11.0	20	0	1-1
1979 Bears	16	67	4.2	12	2	3	52	17.3	31	0	1-1
1984 Bears	46	196	4.3	20	0	4	23	5.8	12	0	2-2
1985 Bears	67	186	2.8	12	0	8	52	6.5	19	0	3-3
1986 Bears	14	38	2.7	9	0	1	-2	-2.0	-2	0	1-1
1987 Bears	18	85	4.7	16	0	3	20	6.7	9	0	1-1
Career	180	632	3.5	20	2	22	178	8.1	31	0	9-9

Also: 3 kickoff returns for 57 yards in 1977.



On Feb. 5, 2011, Bears DE Richard Dent became the 27th Chicago Bear voted for enshrinement in the Hall of Fame, the most of any team. Since the Hall of Fame opened in Canton, Ohio on Sept. 7, 1963, 303 NFL players, coaches and personnel have been inducted.

DOUG ATKINS **Defensive End** **#81**
Inducted: 1982 **BEARS: 12 seasons (1955-66)** **NFL: 17 seasons**

Three-time all-NFL (1960, 61, 62)... Eight-time Pro Bowler (1958-64; 66)... Named Outstanding Lineman in 1959 Pro Bowl... Cleveland's first-round pick in 1953 who came to Chicago in a 1955 trade with Browns... Joined Saints for final three seasons via 1967 trade... Conference track champion in the high-jump and scholarship basketball player at Tennessee.



Atkins

GEORGE BLANDA **Quarterback-Kicker** **#16, 22**
Inducted: 1981 **BEARS: 10 seasons (1949-58)** **NFL: 26 seasons**


Concluded NFL career as all-time leader in seasons (26), games (340), points (2,002), PAT attempts (959), PATs (943), FG attempts (638), and interceptions (277)... Ranks fifth in club history with 541 points... Retired in 1959, but returned in 1960 to play seven seasons with Houston (1960-66) and nine with Oakland (1967-75)... Led Oilers to two AFL titles and was 1961 Player of the Year... Set then-NFL record with 68 pass attempts vs. Buf. (11/1/64)... Voted Male Athlete of the Year by AP in 1970... Finished 340-game career with 2,002 points, 4,007 attempts for 26,920 passing yards and 236 TDs... Retired one month shy of 49th birthday... Played at Kentucky.



Blanda

DICK BUTKUS **Middle Linebacker** **#51**
Inducted: 1979 **BEARS: 9 seasons (1965-73)** **NFL: 9 seasons**

Third pick of 1965 draft... Beat out incumbent middle linebacker and future Hall of Famer Bill George... Denied Rookie of the Year honors when edged by teammate and fellow Hall of Fame enshrinee Gale Sayers... One of only six Bears to earn Pro Bowl honors each of their first three seasons in the League... Seven-time all-NFL... Bears all-time leader with 25 fumble recoveries (third in NFL history) and second with 47 turnovers (fumbles + interceptions)... Born and raised in Chicago; attended college at Illinois.



Butkus

GEORGE CONNOR **Tackle-Linebacker** **#71, 81**
Inducted: 1975 **BEARS: 8 seasons (1948-55)** **NFL: 8 seasons**

First of the big, mobile outside linebackers... All-NFL five times – including 1951 and '52 on both offense and defense... Voted to first four Pro Bowls (1951-54)... Dramatic display in 1952 Pro Bowl when, late in the game with opposition deep in territory, he made a tackle-for-loss on first down, solo stop on second down, sacked QB on third down, and batted down fourth down pass in the endzone... Injuries forced retirement after 1955 season... All-America one year at Holy Cross and two seasons at Notre Dame.



Connor

RICHARD DENT **Defensive End** **#95**
Inducted: 2011 **BEARS: 12 seasons (1983-93; 95)** **NFL: 15 seasons**

Selected by Chicago in eighth round (203rd player overall) of 1983 NFL Draft... Played in every game as a rookie... Became full-time starter early in 1984, beginning a 10-year period in which he recorded 10 or more sacks in eight of 10 seasons... Twice, once in 1984 and again in 1987, recorded 4.5 sacks in a game, both vs. the Raiders... At the time of his retirement ranked third in career sacks with 137.5... Led NFC with team-record 17.5 sacks in 1984... Followed up with an NFL-high 17 sacks in 1985 as an integral part of Bears dominating defense... MVP of Super Bowl XX, recording three tackles, 1.5 sacks, one pass defended and two forced fumbles in Chicago's 46-10 win over the Patriots... Named first- or second-team All-Pro four times, All-NFC five times and selected to play in four Pro Bowls (1985, 1986, 1991, 1994).



Dent

HISTORY



CHICAGO BEARS HALL OF FAMERS



Ditka

MIKE DITKA

Inducted: 1988

Tight End-Coach

#89

BEARS: 17 seasons (Player, 1961-66), (Coach, 1982-92)

NFL: 20 seasons

First tight end inducted to the Hall... Credited for changing the tight end from a "third tackle" to a receiving position... NFL Rookie of the Year in '61 with 56 receptions... Voted to Pro Bowl following five seasons... His 427 career catches were most in NFL history by a tight end until Kellen Winslow broke the mark in 1980... Assistant coach for Dallas before being named Bears head coach on January 20, 1982... Guided team to 112 wins, six NFC Central titles, three NFC Championship games, and the Bears only Super Bowl victory... Bears first-round pick (fifth overall) in 1961 from Pittsburgh.



Driscoll

JOHN "PADDY" DRISCOLL

Inducted: 1965

Running Back

#1, 20

BEARS: 5 seasons (1920; 26-29)

NFL: 10 seasons

The NFL's first "franchise" player... Triple-threat athlete who excelled at running, punting, and drop-kicking for field goals... Played with Chicago Cardinals (1920-25)... Scored 27 points in 1923 game vs. Rochester (four TDs, three PATs)... His 50-yard field goal in 1925 was NFL record for several years... Born in Evanston, IL, and attended Northwestern.

JIM FINKS

Inducted: 1995

General Manager

BEARS: 9 seasons (1974-82)

NFL: 34 seasons

One of the architects of the great Bears teams of the '80's... Joined the team just two days before the start of the 1974 season and spent the season evaluating the team's talent, including players, coaches and front office personnel... Served as executive vice president and general manager with the Bears after breaking into the League as both cornerback and quarterback for the Steelers from 1949-55... Spent his first three seasons in the NFL in the defensive backfield, switching back to quarterback in 1952 and was selected to play in the Pro Bowl in 1953... Spent 10 seasons as GM at Minnesota (1964-73) and eight at New Orleans (1986-93).



Finks

DANNY FORTMANN

Inducted: 1965


Guard

#21

BEARS: 8 seasons (1936-43)

NFL: 8 seasons

Ninth-round pick in NFL's first draft (1936)... As a rookie in 1936, at age 20, he was the league's youngest starter... Signal caller for linemen on offense and deadly tackler on defense... All-NFL from 1938-43... The Bears finished first five times, second twice, and third once during his eight years... Pursued medical studies at University of Chicago while playing with Bears... Played at Colgate.



Fortmann

BILL GEORGE

Inducted: 1974

Guard-Linebacker

#61, 72

BEARS: 14 seasons (1952-65)

NFL: 15 seasons

Joined Bears in 1952 as "middle guard", but became league's first middle linebacker when he dropped off the line in 1954... All-NFL eight times in nine years... Voted to Pro Bowl eight straight seasons (1955-62)... Defensive signal caller final 10 seasons in Chicago... 18 career interceptions... His 14 seasons tie for second-most by a Bear player... Finished with Rams (1966)... Attended Wake Forest.



George

CHAMPIONSHIP TEAM HALL OF FAMERS

(by Player/Coach)

Players

Sid Luckman (4)	1940, '41, '43, '46	Joe Stydahar (3)	1940, '41, '46
George Musso (4)	1933, '40, '41, '43	Red Grange (2)	1932, '33
Bulldog Turner (4)	1940, '41, '43, '46	Bill Hewitt (2)	1932, '33
Danny Fortmann (3)	1940, '41, '43	Link Lyman (2)	1932, '33
George McAfee (3)	1940, '41, '46	George Trafton (2)	1921, '32
Bronko Nagurski (3)	1932, '33, '43	Doug Atkins (1)	1963

HAROLD "RED" GRANGE **Running Back-Def. Back** **#77**
Inducted: 1963 **BEARS: 7 seasons (1925; 29-34)** **NFL: 9 seasons**

Joined Bears on Thanksgiving, 1925—just 10 days following final college game... Attracted crowds of 70,000 at the Polo Grounds and 75,000 in LA Coliseum during 1925 tour—16 games in two months to showcase the 'Galloping Ghost'... Left Bears for NY Yankees of AFL in 1926 which joined NFL the following season... Suffered knee injury vs. Bears in 1927, and missed entire '28 season... Rejoined Chicago in 1929, but was "ordinary" ball carrier... Developed into a good defensive back... All-NFL in 1931... Made TD-saving tackle in final seconds of 1933 Championship Game 23-21 win over NY Giants... Played college ball at Illinois... Born in Wheaton and also known as the "Wheaton Ice Man."



Grange

GEORGE HALAS **End-Coach-Owner** **#7**
Inducted: 1963 **BEARS: 64 seasons (1920-83)** **NFL: 64 seasons**

(See bio on page 263.)



Halas

DAN HAMPTON **Defensive End/Tackle** **#99**
Inducted: 2002 **BEARS: 12 seasons (1979-90)** **NFL: 12 seasons**

A first-round draft choice (fourth overall) by the Bears in the 1979 draft... Played for 12 seasons in Chicago and finished his career ranked third on the Bears all-time career sacks list with 82.0... "Danimal," as he was affectionately known by teammates and fans, played in 157 regular season games with 152 starts... Named to the NFL Team of the '80's by the Pro Football Hall of Fame Board of Selectors and was a Pro Bowl performer four times during that decade (1981, 1983, 1985 and 1986), twice as a defensive end and two times as a defensive tackle... Named Defensive MVP by Pro Football Weekly in 1982 and started the first 48 games of his career where he established himself as a dominant pass rusher, recording 25 sacks during his first three seasons in the league.



Hampton

ED HEALEY **Tackle** **#16**
Inducted: 1964 **BEARS: 6 seasons (1922-27)** **NFL: 8 seasons**


Acquired by Halas from Rock Island Independents (1920-22) in exchange for gate receipts (\$100) from late-season game in 1922... Ran more than 30 yards in 1924 to tackle his own teammate who was running the wrong way with an interception... Caught running back George Wilson from behind after hurdling several teammates in 1926 exhibition game vs. LA All-Stars... Termed "the most versatile tackle of all-time" by Halas... First president of Bear alumni association (1937)... Graduated from Dartmouth.



Healey

BILL HEWITT **End** **#56**
Inducted: 1971 **BEARS: 5 seasons (1932-36)** **NFL: 9 seasons**

One of the last helmetless players in the NFL... Four-time all-NFL (1933, '34, '36, '37) and first to do so with two teams... Designed play to win 1933 NFL Championship: jump pass from fullback to Hewitt who caught and lateraled to William Karr... Played for Eagles (1937-39), missed 1940-42 seasons before returning with Philadelphia-Pittsburgh (1943)... Career: 101 catches for 1,696 yards and 25 TDs.



Hewitt

CHAMPIONSHIP TEAM HALL OF FAMERS

(by Player/Coach)

Players (continued from previous page)		Walter Payton (1)	1985
Richard Dent (1)	1985	Mike Singletary (1)	1985
Mike Ditka (1)	1963		
Bill George (1)	1963	Coaches	
George Halas (1)	1921	George Halas (6)	1921, '33, '40, '41, '46, '63
Stan Jones (1)	1963		
Dan Hampton (1)	1985	Mike Ditka (1)	1985



Jones

STAN JONES

Tackle-Guard

#78

Inducted: 1991

BEARS: 12 seasons (1954-65)

NFL: 13 seasons

Selected by Chicago in fifth round of 1953 draft... Started at tackle; switched to guard in 1954 and became seven-time Pro Bowler (1956-62)... Played offense and defense in 1962 but played solely defense in 1963—when the Bears won the NFL Championship... One of the first pro football players to concentrate on weightlifting... Missed just two games in his first 11 seasons... Traded to Redskins (1966) as a favor from Halas so he could finish his career near his Rockville, Maryland home... College Lineman of the Year for 1953 National Champion Maryland Terrapins.



Luckman

SID LUCKMAN

Quarterback

#42

Inducted: 1965

BEARS: 12 seasons (1939-50)

NFL: 12 seasons

Second pick of 1939 draft... Ranks second on Bears all-time list for TDs (137) and yards (14,686); third in attempts (1,744) and fourth in completions (904)... Recorded the second-highest single-season QB rating (107.8 in 1943)... Led Bears T-formation attack which won four NFL Titles including the 73-0 blitzing of Washington in the 1940 Championship game... Five-time all-NFL and 1943 league MVP... Passed for record-tying seven TDs in 1943 game vs. Giants... Came out of Columbia University.



Lyman

ROY "LINK" LYMAN

Tackle

#2, 11, 12, 14, 77

Inducted: 1964

BEARS: 7 seasons (1926-28, 30-31, 33-34)

NFL: 11 seasons

Pioneered stunting, slanting, and shifting-style defense... Began pro career with Canton (1922-23), winning two championships; moved to Cleveland where he again won a championship... Joined Frankford (1925) before finishing with Bears... Left Bears for 1929 season to play semi-pro ball and in 1932 to settle business problems... In his final two seasons Chicago won the NFL Championship (1933) and division (1934)... No high school ball (school had seven boys), but played at Nebraska.



McAfee

GEORGE McAFEE

Running Back-Def. Back

#5, 33

Inducted: 1966

BEARS: 8 seasons (1940-41; 45-50)

NFL: 8 seasons

Eagles first-round choice in 1940 (second overall)... Immediately traded to Bears for four players... Career average 12.78 yards on 112 punt returns is still NFL record... Returned a kickoff 93 yards for TD in first pro game... Went into the Navy for WWII; returned in 1945... 25 career interceptions... All-American at Duke.



Musso

GEORGE MUSSO

Tackle-Guard-Def. Tackle

#16

Inducted: 1982

BEARS: 12 seasons (1933-44)

NFL: 12 seasons

Signed by Halas for just \$90/game plus \$5 in expenses... Elected team captain in fourth season and kept the title remainder of career... First player to win all-NFL at two positions: tackle in 1935 and guard in 1937... Played on four Bears championship teams... College ball at Millikin.

CHAMPIONSHIP TEAM HALL OF FAMERS

(by Year)

1921 Team (2)

George Halas, George Trafton

1932 Team (5)

Red Grange, Bill Hewitt, Link Lyman, Bronko Nagurski, George Trafton

1933 Team (5)

Red Grange, Bill Hewitt, Link Lyman, George Musso, Bronko Nagurski

1940 Team (6)

Danny Fortmann, Sid Luckman, George McAfee, George Musso, Joe Stydahar, Bulldog Turner

1941 Team (6)

Danny Fortmann, Sid Luckman, George McAfee, George Musso, Joe Stydahar, Bulldog Turner

BRONKO NAGURSKI **Fullback-Tackle** **#3, 16**
Inducted: 1963 **BEARS: 9 seasons (1930-37; 43)** **NFL: 9 seasons**

Powerful, punishing runner who was also a threat to pass... Retired after eight seasons (1937) for a more profitable wrestling career... Returned in 1943 when Bears were short of players (due to World War II)... Played mostly at tackle, but scored TD to put Bears ahead to stay in 1943 Championship game... 12th in Bears career rushing... High school teams were winless... All-American at Minnesota.



Nagurski

WALTER PAYTON **Running Back** **#34**
Inducted: 1993 **BEARS: 13 seasons (1975-87)** **NFL: 13 seasons**


(Payton's stats and bio on page 264.)



Payton

GALE SAYERS **Running Back** **#40**
Inducted: 1977 **BEARS: 7 seasons (1965-71)** **NFL: 7 seasons**

Fourth pick of 1965 draft... Career: 991-4,956-39 rushing; 112-1,307-9 receiving; 91-2,781-6 kick-off returns; 28-391-2 punt returns... Had 77-yard PR, 93-yard KOR and 25-yard TD pass in first pre-season game... Amassed 2,272 net yards and a rookie-record 22 TDs including record-tying six TDs vs. SF in inaugural season... Picked Rookie of the Year over Dick Butkus... Voted to five Pro Bowls (1966-70) and was Offensive MVP of three... Suffered right knee injury in 1968, but bounced back for second 1,000-yard season... Left knee injury in 1970 ended career... Led NFL in rushing in '66 and '69... 20 100-yard rushing games... Fifth on Bears all-time rushing list... Averaged 5.0 yards per carry in career... Set 23 club records and seven NFL marks... Youngest player ever elected to the Hall (34 years old) and his effective playing time is also the shortest of any Hall of Famer... Star back at Kansas... Known as the "Kansas Comet."



Sayers

MIKE SINGLETARY **Linebacker** **#50**
Inducted: 1998 **BEARS: 12 seasons (1981-92)** **NFL: 12 seasons**

Second round pick in 1981 draft (38th overall) after two-time consensus all-American career at Baylor... All-rookie honors from Pro Football Writers Assoc., UPI, Pro Football Weekly, and Football Digest... Selected to 10 straight Pro Bowls (1983-92), most ever by a Bear... Most starts by a defensive player in Bears history (172)... Named to NFL Team of the Eighties by NFL Hall of Fame Board of Selectors... AP Defensive Player of the Year in 1985 and '88... 1990 NFL Man of the Year for playing excellence and off-the-field community contributions... Defensive captain from 1983-1992... Finished as the team's first or second leading tackler in final 11 seasons... Missed just two games in 12 seasons (both in '86)... Finished career with 1,488 tackles, 19 sacks, seven interceptions... Wife, Kim, presented Mike at his induction.



Singletary

JOE STYDAHAR **Tackle** **#13, 18**
Inducted: 1967 **BEARS: 9 seasons (1936-42; 45-46)** **NFL: 9 seasons**

First player ever drafted by Bears, sixth overall pick in the 1936 draft... All-NFL left tackle (1937-40)... Left for World War II (1943-44), but returned to lead Chicago to 1946 Championship... Star player at West Virginia.



Stydahar

CHAMPIONSHIP TEAM HALL OF FAMERS
(by Year)

1943 Team (5)

Danny Fortmann, Sid Luckman, George Musso, Bronko Nagurski, Bulldog Turner

1963 Team (4)

Doug Atkins, Mike Ditka, Bill George, Stan Jones

1946 Team (4)

Sid Luckman, George McAfee, Joe Stydahar, Bulldog Turner

1985 Team (4)

Richard Dent, Dan Hampton, Walter Payton, Mike Singletary



CHICAGO BEARS HALL OF FAMERS



Trafton

GEORGE TRAFTON

Center

#13

Inducted: 1964

BEARS: 13 seasons (1920-32)

NFL: 13 seasons

All-NFL center (unofficially) in eight of 13 seasons... Strong, tough, mean player – put four Rock Island players out of action in first 12 plays of a 1920 game... Notre Dame career was cut short when Knute Rockne caught him playing semi-pro ball.



Turner

CLYDE "BULLDOG" TURNER

Center-Linebacker

#66

Inducted: 1966

BEARS: 13 seasons (1940-52)

NFL: 13 seasons

First-round draft pick in 1940... Flawless snapper and excellent blocker who was all-NFL six times... Could also play guard or tackle... Led league in 1942 with eight interceptions at linebacker... Played running back in emergency situations, scored 48-yard TD in 1944... Had 96-yard interception return for TD in 1947... Played college ball for Hardin-Simmons.

In addition to the 27 Bears Hall of Famers, six other inductees spent part of their careers with the Bears:

Player	Position	With Bears	Other teams
Jim Conzelman	Quarterback	1920	Rock Island Independents, Milwaukee Badgers, Detroit Panthers, Providence Steam Roller
Guy Chamberlin	End	1920-21	Canton Bulldogs, Cleveland Bulldogs, Frankford Yellow Jackets, Chicago Cardinals
Walt Kiesling	Guard	1934	Duluth Eskimos, Pottsville Maroons, Chicago Cardinals, Green Bay Packers, Pittsburgh Pirates
Bobby Layne	Quarterback	1948	NY Bulldogs, Detroit Lions, Pittsburgh Steelers
Orlando Pace	Tackle	2009	St. Louis Rams
Alan Page	Defensive Tackle	1978-81	Minnesota Vikings

PRO FOOTBALL HALL OF FAMERS BY FRANCHISE

Hall of Famers are listed under all clubs on which they played. PRIMARY refers to the team or teams on which the Hall of Famer made his primary contribution to professional football. MINOR refers to Hall of Famer who spent only a minor portion of their career with a team.

TEAM	PRIMARY	MINOR	TEAM	PRIMARY	MINOR
Chicago Bears	27	6	Buffalo Bills	10	1
Green Bay Packers	24	5	Philadelphia Eagles	9	11
Pittsburgh Steelers	21	7	Miami Dolphins	9	3
New York Giants	20	9	Tennessee Titans	8	5
Washington Redskins	19	13	San Diego Chargers	8	4
Los Angeles Rams	17	12	New York Jets	5	5
Oakland Raiders	16	9	New England Patriots	4	3
Cleveland Browns	16	5	Denver Broncos	4	2
San Francisco 49ers	15	10	Seattle Seahawks	3	5
Dallas Cowboys	15	7	New Orleans Saints	3	5
Detroit Lions	15	6	Tampa Bay Buccaneers	3	5
Minnesota Vikings	13	6	Atlanta Falcons	2	4
Indianapolis Colts	13	4	Baltimore Ravens	1	3
Arizona Cardinals	12	6	Cincinnati Bengals	1	1
Kansas City Chiefs	11	7	Carolina Panthers	0	3

(since 1971 when Bears moved to Soldier Field)											
Capacity	Sold	Actual	Average	Road	Capacity	Sold	Actual	Average	Road		
1971.....	55,049.....	N/A.....	385,343 (7).....	55,049.....	396,183 (7)	1994.....	66,944.....	535,552.....	468,015 (8).....	58,502.....	520,294 (8)
1972.....	55,701.....	N/A.....	389,907 (7).....	55,701.....	406,556 (7)	1995.....	66,944.....	535,552.....	476,587 (8).....	59,573.....	510,327 (8)
1973.....	55,701.....	N/A.....	389,907 (7).....	55,701.....	395,192 (7)	1996.....	66,944.....	535,552.....	456,348 (8).....	57,044.....	490,590 (8)
1974.....	55,753.....	N/A.....	389,117 (7).....	55,588.....	372,530 (7)	1997.....	66,944.....	535,552.....	421,900 (8).....	52,738.....	536,184 (8)
1975.....	57,455.....	387,312.....	323,868 (7).....	46,266.....	392,929 (7)	1998.....	66,944.....	535,552.....	429,607 (8).....	53,701.....	462,012 (8)
1976.....	57,359.....	401,123.....	351,812 (7).....	50,258.....	438,338 (7)	1999.....	66,944.....	535,552.....	443,713 (8).....	55,464.....	517,237 (8)
1977.....	57,359.....	401,513.....	336,500 (7).....	48,071.....	409,377 (7)	2000.....	66,944.....	535,552.....	435,259 (8).....	54,407.....	545,132 (8)
1978.....	57,359.....	458,872.....	385,976 (8).....	48,247.....	455,542 (8)	2001.....	66,944.....	535,552.....	482,878 (8).....	60,360.....	525,068 (8)
1979.....	57,979.....	463,832.....	416,168 (8).....	52,021.....	477,321 (8)	2002*.....	52,057.....	494,847.....	426,285 (8).....	53,286.....	542,061 (8)
1980.....	64,154.....	513,232.....	464,897 (8).....	58,112.....	486,954 (8)	2003.....	61,500.....	492,304.....	444,340 (8).....	55,543.....	546,662 (8)
1981.....	64,410.....	515,280.....	436,563 (8).....	54,570.....	453,575 (8)	2004.....	61,500.....	495,706.....	442,272 (8).....	55,284.....	541,641 (8)
1982.....	65,793.....	249,354.....	183,626 (4).....	45,107.....	293,501 (5)	2005.....	61,500.....	496,965.....	496,965 (8).....	62,121.....	518,191 (8)
1983.....	65,793.....	545,897.....	418,771 (8).....	52,346.....	409,867 (8)	2006.....	61,500.....	497,786.....	497,786 (8).....	62,223.....	550,577 (8)
1984.....	65,793.....	516,347.....	462,159 (8).....	57,769.....	444,496 (8)	2007.....	61,500.....	497,267.....	463,133 (8).....	57,892.....	544,335 (8)
1985.....	65,793.....	526,344.....	486,212 (8).....	60,776.....	517,146 (8)	2008.....	61,500.....	496,276.....	461,232 (8).....	57,654.....	532,130 (8)
1986.....	66,030.....	528,240.....	495,484 (8).....	61,935.....	478,025 (8)	2009.....	61,500.....	498,000.....	467,936 (8).....	58,492.....	533,114 (8)
1987.....	66,030.....	528,240.....	459,192 (8).....	57,399.....	407,783 (7)	2010.....	61,500.....	497,561.....	474,974 (8).....	59,372.....	525,302 (8)
1988.....	66,946.....	535,568.....	494,093 (8).....	61,761.....	489,476 (8)	2011.....	61,500.....	497,166.....	469,935 (8).....	58,742.....	567,177 (8)
1989.....	66,946.....	535,568.....	489,976 (8).....	61,247.....	506,193 (8)	2012.....	61,500.....	498,633.....	480,504 (8).....	60,063.....	557,829 (8)
1990.....	66,946.....	535,568.....	481,018 (8).....	60,127.....	534,440 (8)	2013.....	61,500.....	498,864.....	472,931 (8).....	59,116.....	558,211 (8)
1991.....	66,946.....	535,568.....	491,778 (8).....	61,472.....	531,835 (8)	2014.....	61,500.....	494,218.....	449,869 (8).....	56,234.....	556,417 (8)
1992.....	66,950.....	535,600.....	478,507 (8).....	59,813.....	529,769 (8)	2015.....	61,500.....	496,287.....	452,974 (8).....	56,622.....	523,778 (8)
1993.....	66,950.....	535,600.....	465,832 (8).....	58,229.....	486,675 (8)						

* Home games played at Memorial Stadium in Champaign, IL. Capacity listed is NFL designated Chicago blackout number.
() Number in parentheses is number of games played.

Soldier Field			Ten largest crowds to watch the Bears			Road		
Attendance	Opponent	Date	Attendance	Opponent	Date	Attendance	Opponent	Date
66,900	vs. NY Giants	9/5/1993	100,470	at LA Rams	11/2/1958			
66,625**	vs. Philadelphia	10/2/1989	90,138	at Washington	9/11/2005			
66,475	vs. Minnesota	9/17/1989	85,168	at Dallas	9/19/2010			
65,704**	vs. NY Giants	9/14/1987	83,501*	at LA Rams	12/17/1950			
65,534*	vs. Philadelphia	12/31/1988	83,147	at Washington	10/20/2013			
65,506	vs. LA Rams	10/29/1989	83,224**	at Cleveland	11/3/1980			
65,420	vs. Minnesota	9/23/1990	82,213	at Washington	12/6/2007			
65,293**	vs. San Francisco	10/24/1988	80,638	at Detroit	11/21/1976			
65,255**	vs. NY Jets	9/23/1991	80,456	at LA Rams	11/3/1957			
65,141*	vs. Washington	1/3/1987	80,366	at Buffalo	9/29/1991			

Five smallest crowds to watch the Bears					
Attendance	Opponent	Date	Attendance	Opponent	Date
29,157	vs. Green Bay	12/16/1973	2,500^	vs. Dallas Texans	11/27/1952
32,113†	vs. Minnesota	10/11/1987	4,074†	at Philadelphia	10/4/1987
33,557	vs. Green Bay	12/11/1977	32,637&	at New Orleans	11/6/2005
34,306	vs. Green Bay	12/10/1978	34,350	at Baltimore	9/25/1983
35,052	vs. St. Louis	12/14/1975	36,816	at Tampa Bay	11/20/1983

* playoff game; ** Monday Night Football; ^ at Akron, Ohio; † strike game; & at Baton Rouge, La.

- NOTES:
- Last non-sellout: September 9, 1984 vs. Denver (4,432 unsold).
 - Heading into 2015, the Bears have 260 straight sellouts (246 regular season, 14 playoffs).
 - The Bears vs. All-Stars game on August 22, 1947 drew a crowd of 105,840 at Soldier Field, which was the largest crowd ever to watch any NFL game until August 15, 1994, when the Cowboys-Oilers pre-season game drew 112,376 at Azteca Stadium in Mexico City.



ANNUAL SCORING LEADERS

Year	Player	TD	PAT	FG	Pts
2015	Gould, Robbie	0	28	33	127
2014	Forté, Matt	10	2	0	64
2013	Gould, Robbie	0	45	26	123
2012	Gould, Robbie	0	33	21	96
2011	Gould, Robbie	0	37	28	121
2010	Gould, Robbie	0	35	25	110
2009	Gould, Robbie	0	33	24	105
2008	Gould, Robbie	0	41	26	119
2007	Gould, Robbie	0	33	31	126
2006	Gould, Robbie	0	47	32	143
2005	Gould, Robbie	0	19	21	82
2004	Edinger, Paul	0	22	15	67
2003	Edinger, Paul	0	27	26	105
2002	Edinger, Paul	0	29	22	95
2001	Edinger, Paul	0	34	26	112
2000	Edinger, Paul	0	21	21	84
1999	Robinson, Marcus	9	0	0	54
1998	Jaeger, Jeff	0	27	21	90
1997	Jaeger, Jeff	0	20	21	83
1996	Jaeger, Jeff	0	23	19	80
1995	Butler, Kevin	0	45	23	114
1994	Butler, Kevin	0	24	21	87
1993	Butler, Kevin	0	21	27	102
1992	Butler, Kevin	0	34	19	91
1991	Butler, Kevin	0	32	19	89
1990	Butler, Kevin	0	36	26	114
1989	Anderson, Neal	15	0	0	90
1988	Butler, Kevin	0	37	15	82
1987	Butler, Kevin	0	28	19	85
1986	Butler, Kevin	0	36	28	120
1985*	Butler, Kevin	0	51	31	144
1984	Thomas, Bob	0	35	22	101
1983	Thomas, Bob	0	35	14	77
1982	Moorehead, Emery	5	0	0	30
1981	Roveto, John	0	19	10	49
1980	Thomas, Bob	0	35	13	74
1979	Payton, Walter	16	0	0	96
1978	Thomas, Bob	0	26	17	77
1977	Payton, Walter	16	0	0	96
1976	Payton, Walter	13	0	0	78
1975	Thomas, Bob	0	18	13	57
1974	Roder, Mirro	0	18	13	57

Year	Player	TD	PAT	FG	Pts
1973	Roder, Mirro	0	11	8	35
1972	Percival, Mac	0	26	12	62
1971	Percival, Mac	0	18	15	63
1970	Percival, Mac	0	28	20	88
1969	Percival, Mac	0	26	8	50
1968	Percival, Mac	0	25	25	100
1967	Sayers, Gale	12	0	0	72
1966	Leclerc, Roger	0	24	18	78
1965*	Sayers, Gale	22	0	0	132
1964	Morris, Johnny	10	0	0	60
1963	Ditka, Mike	8	0	0	48
1962	Leclerc, Roger	0	36	13	75
1961	Ditka, Mike	12	0	0	72
1960	Aveni, John	0	23	7	44
1959	Casares, Rick	12	0	0	72
1958	Galimore, Willie	12	0	0	72
1957	Blanda, George	1	23	14	71
1956	Casares, Rick	14	0	0	84
1955	Blanda, George	2	37	11	82
1954	Hill, Harlon	12	0	0	72
1953	Blanda, George	0	27	7	48
1952	Blanda, George	1	30	6	54
1951	Lujack, Johnny	7	10	0	52
1950	Lujack, Johnny	11	34	3	109
1949	Lujack, Johnny	2	42	1	57
1948	Lujack, Johnny	1	44	0	50
1947	Kavanaugh, Ken	13	0	0	78
1946	Gallarneau, Hugh	8	0	0	48
1945	Kavanaugh, Ken	6	0	0	36
1944	McLean, Ray	7	0	0	42
1943	Clark, Harry	10	0	0	60
1942	McLean, Ray	9	0	0	54
1941	McAfee, George	12	0	0	72
1940	McLean, Ray	4	1	0	25
1939	Manders, Jack	4	17	3	50
1938	Manders, Jack	3	10	3	37
1937*	Manders, Jack	5	15	8	69
1936	Manders, Jack	4	17	7	62
1935	Karr, William	6	0	0	36
1934*	Manders, Jack	3	31	10	79
1933	Manders, Jack	0	15	6	33

*Led NFL

2015 SCORING LEADER

Bears K **Robbie Gould** reclaimed the top spot on the Bears single-season scoring chart with 127 points scored (28 PAT, 33 FG) in 2015. Gould had led the Bears in scoring in each of the previous nine seasons before missing the final four games of the 2014 season with a quad injury. He has led the team in scoring in 10 of his 11 NFL seasons.

ANNUAL RUSHING LEADERS

Year	Player	Yards	Att	TD	Year	Player	Yards	Att	TD
2015	Forté, Matt	898	218	4	1966*	Sayers, Gale	1,231	229	8
2014	Forté, Matt	1,038	266	6	1965	Sayers, Gale	867	166	14
2013	Forté, Matt	1,339	289	9	1964	Arnett, Jon	400	119	1
2012	Forté, Matt	1,094	248	5	1963	Marconi, Joe	446	118	2
2011	Forté, Matt	997	203	3	1962	Marconi, Joe	406	89	5
2010	Forté, Matt	1,069	237	6	1961	Galimore, Willie	707	153	4
2009	Forté, Matt	929	258	4	1960	Casares, Rick	566	160	5
2008	Forté, Matt	1,238	316	8	1959	Casares, Rick	699	177	10
2007	Benson, Cedric	674	196	4	1958	Casares, Rick	651	176	2
2006	Jones, Thomas	1,210	296	6	1957	Casares, Rick	700	204	6
2005	Jones, Thomas	1,335	314	9	1956*	Casares, Rick	1,126	234	12
2004	Jones, Thomas	948	240	7	1955	Casares, Rick	672	125	4
2003	Thomas, Anthony	1,024	244	6	1954	Jagade, Chick	498	157	3
2002	Thomas, Anthony	721	214	6	1953	Morrison, Fred	307	95	2
2001	Thomas, Anthony	1,183	278	7	1952	Morrison, Fred	367	95	3
2000	Allen, James	1,120	290	2	1951	Dottley, John	670	127	3
1999	Enis, Curtis	916	287	3	1950	Gulyanics, George	571	146	2
1998	Bennett, Edgar	611	173	2	1949	Gulyanics, George	452	102	5
1997	Harris, Rayment	1,033	275	10	1948	Gulyanics, George	439	119	4
1996	Harris, Rayment	748	194	4	1947	Osmanski, Joe	328	64	1
1995	Salaam, Rashaan	1,074	296	10	1946	Gallarneau, Hugh	476	112	6
1994	Tillman, Lewis	899	275	7	1945	Margarita, Bob	497	112	3
1993	Anderson, Neal	646	202	4	1944	Margarita, Bob	463	88	4
1992	Anderson, Neal	582	156	5	1943	Clark, Harry	556	120	3
1991	Anderson, Neal	747	210	6	1942	Famiglietti, Gary	503	118	8
1990	Anderson, Neal	1,078	260	10	1941	McAfee, George	474	65	6
1989	Anderson, Neal	1,275	274	11	1940	Nolting, Ray	373	78	1
1988	Anderson, Neal	1,106	249	12	1939*	Osmanski, Bill	699	121	7
1987	Anderson, Neal	586	129	3	1938	Nolting, Ray	297	63	2
1986	Payton, Walter	1,333	321	8		Francis, Sam	297	85	3
1985	Payton, Walter	1,551	324	9	1937	Nolting, Ray	424	106	2
1984	Payton, Walter	1,684	381	11	1936	Nagurski, Bronko	529	122	3
1983	Payton, Walter	1,421	314	6	1935	Ronzani, Gene	356	79	2
1982	Payton, Walter	596	148	1	1934*	Feathers, Beattie	1,004	119	8
1981	Payton, Walter	1,222	339	6	1933	Nagurski, Bronko	533	128	1
1980	Payton, Walter	1,460	317	6					
1979	Payton, Walter	1,610	369	14					
1978	Payton, Walter	1,395	333	11					
1977*	Payton, Walter	1,852	339	14					
1976	Payton, Walter	1,390	311	13					
1975	Payton, Walter	679	196	7					
1974	Grandberry, Ken	475	144	2					
1973	Garrett, Carl	655	175	5					
1972	Douglass, Bobby	968	141	8					
1971	Shy, Don	420	116	2					
1970	Montgomery, Ross	229	62	0					
1969*	Sayers, Gale	1,032	236	8					
1968	Sayers, Gale	856	138	2					
1967	Sayers, Gale	880	186	7					

*Led NFL



ANNUAL PASSING LEADERS

Year	Player	Att	Cmp	Yards	TD	Int	Rating
2015	Cutler, Jay	483	311	3,659	21	11	92.3
2014	Cutler, Jay	561	370	3,812	28	18	88.6
2013	Cutler, Jay	355	224	2,621	19	12	89.2
2012	Cutler, Jay	434	255	3,033	19	14	81.3
2011	Cutler, Jay	314	182	2,319	13	7	85.7
2010	Cutler, Jay	432	261	3,274	23	16	86.3
2009	Cutler, Jay	555	336	3,666	27	26	76.8
2008	Orton, Kyle	465	272	2,972	18	12	79.6
2007	Griese, Brian	262	161	1,803	10	12	75.6
2006	Grossman, Rex	480	262	3,193	23	20	73.9
2005	Orton, Kyle	368	190	1,869	9	13	59.7
2004	Hutchinson, Chad	161	92	903	4	3	73.6
2003	Stewart, Kordell	251	126	1,418	7	12	56.8
2002	Miller, Jim	314	180	1,944	13	9	77.5
2001	Miller, Jim	395	228	2,299	13	10	74.9
2000	McNown, Cade	280	154	1,646	8	9	68.5
1999	Matthews, Shane	275	167	1,645	10	6	80.6
1998	Kramer, Erik	250	151	1,823	9	7	83.1
1997	Kramer, Erik	477	275	3,011	14	14	74.0
1996	Krieg, Dave	377	226	2,278	14	12	76.3
1995	Kramer, Erik	522	315	3,838	29	10	93.5
1994	Walsh, Steve	343	208	2,078	10	8	77.9
1993	Harbaugh, Jim	325	200	2,002	7	11	72.1
1992	Harbaugh, Jim	358	202	2,486	13	12	76.2
1991	Harbaugh, Jim	478	275	3,121	15	16	73.7
1990	Harbaugh, Jim	312	180	2,178	10	6	81.9
1989	Tomczak, Mike	306	156	2,058	16	16	68.2
1988	McMahon, Jim	192	114	1,346	6	7	76.0
1987	McMahon, Jim	210	125	1,639	12	8	87.4
1986	McMahon, Jim	150	77	995	5	8	61.4
1985	McMahon, Jim	313	178	2,392	18	11	82.8
1984	McMahon, Jim	143	85	1,146	8	2	97.8
1983	McMahon, Jim	295	175	2,184	12	13	77.7
1982	McMahon, Jim	210	120	1,501	9	7	80.1
1981	Evans, Vince	436	195	2,354	11	20	51.0
1980	Evans, Vince	278	148	2,039	11	16	66.1
1979	Phipps, Mike	255	134	1,535	9	8	69.7
1978	Avellini, Bob	264	141	1,718	5	16	54.6
1977	Avellini, Bob	293	154	2,004	11	18	61.7
1976	Avellini, Bob	271	118	1,580	8	15	49.7
1975	Huff, Gary	205	114	1,083	3	9	57.1
1974	Huff, Gary	283	142	1,663	6	17	50.4
1973	Douglass, Bobby	174	81	1,057	5	7	59.2
1972	Douglass, Bobby	198	75	1,246	9	12	49.5
1971	Douglass, Bobby	225	91	1,164	7	15	38.7
1970	Concannon, Jack	385	194	2,130	16	18	61.6
1969	Concannon, Jack	160	87	1,783	4	8	31.3
1968	Concannon, Jack	143	71	715	5	9	49.8
1967	Concannon, Jack	186	92	1,260	6	14	51.0
1966	Bukich, Rudy	309	147	1,858	10	21	49.1

Year	Player	Att	Cmp	Yards	TD	Int	Rating
1965*	Bukich, Rudy	312	176	2,641	20	9	93.6
1964	Bukich, Rudy	160	99	1,099	12	7	89.0
1963	Wade, Bill	356	192	2,301	15	12	73.8
1962	Wade, Bill	412	225	3,172	18	24	70.2
1961	Wade, Bill	250	139	2,258	22	13	93.7
1960	Brown, Ed	149	59	1,079	7	11	50.1
1959	Brown, Ed	247	125	1,881	13	10	77.0
1958	Brown, Ed	218	102	1,418	10	17	51.0
1957	Brown, Ed	185	84	1,321	6	16	44.5
1956*	Brown, Ed	168	96	1,667	11	12	83.1
1955	Brown, Ed	164	85	1,307	9	10	71.4
1954	Bratkowski, Zeke	130	67	1,087	8	17	60.9
1953	Blanda, George	362	169	2,164	14	24	51.3
1952	Romanik, Steve	126	49	772	4	11	34.5
1951	Lujack, Johnny	176	85	1,295	3	8	59.9
1950	Lujack, Johnny	254	121	1,731	4	21	40.9
1949	Lujack, Johnny	312	162	2,658	23	22	75.9
1948	Luckman, Sid	163	89	1,047	13	14	65.2
1947	Luckman, Sid	323	176	2,712	24	31	67.6
1946*	Luckman, Sid	229	110	1,826	17	16	70.8
1945†	Luckman, Sid	217	117	1,725	14	10	82.6
1944	Luckman, Sid	143	71	1,018	11	11	66.8
1943*	Luckman, Sid	202	110	2,194	28	12	107.8
1942	Luckman, Sid	105	57	1,023	10	13	80.0
1941*	Luckman, Sid	119	68	1,181	9	6	95.5
1940	Luckman, Sid	105	48	941	4	9	60.7
1939	Masterson, Bernie	113	44	914	5	9	49.6
1938	Masterson, Bernie	112	46	848	7	9	55.6
1937	Masterson, Bernie	72	26	615	6	7	55.8
1936	Molesworth, Keith	31	15	188	4	4	67.7
1935	Masterson, Bernie	44	18	456	5	4	79.4
1934	Ronzani, Gene	32	15	150	3	0	91.9
1933	Molesworth, Keith	50	19	433	3	4	56.5

*Led NFL; †Tied for NFL lead.

HIGHEST QUARTERBACK RATINGS

		Season	Att	Cmp	Yards	Pct	Y/Att	TD	TD%	Int	Int%	Rate
1.	Josh McCown	2013	224	149	1,892	66.5	8.17	13	5.8	1	0.4	109.0
2.	Sid Luckman	1943	202	110	2,194	54.5	10.86	28	13.9	12	5.9	107.8
3.	Jim McMahon	1984	143	85	1,146	59.4	8.01	8	5.6	2	1.4	97.8
4.	Sid Luckman	1941	119	68	1,181	57.1	9.92	9	7.6	6	5.0	95.5
5.	Bill Wade	1961	250	139	2,258	55.6	9.03	22	8.8	13	5.2	93.7
6.	Rudy Bukich	1965	312	176	2,641	56.4	8.46	20	6.4	9	2.9	93.6
7.	Erik Kramer	1995	522	315	3,838	60.3	7.35	29	5.6	10	1.9	93.5
8.	Jay Cutler	2015	483	311	3,659	64.4	7.58	21	4.3	11	2.3	92.3
9.	Jay Cutler	2013	355	224	2,621	63.1	7.38	19	5.4	12	3.4	89.2
10.	Rudy Bukich	1964	160	99	1,099	61.9	6.87	12	7.5	7	4.4	89.0
11.	Jay Cutler	2014	561	370	3,812	66.0	6.80	28	5.0	18	3.2	88.6
12.	Jim McMahon	1987	210	125	1,639	59.5	7.80	12	5.7	8	3.8	87.4
13.	Jay Cutler	2010	432	261	3,274	60.4	7.58	23	5.3	16	3.7	86.3
14.	Jay Cutler	2011	314	182	2,319	58.0	7.39	13	4.1	7	2.2	85.7
15.	Jim Miller	1999	174	110	1,242	63.2	7.14	7	4.0	6	3.4	83.5



CHICAGO BEARS STARTING QUARTERBACK RECORDS

1961-2014 (Regular Season only)

	1961	1962	1963	1964	1965	1966	1967	1968	1969	1970	1971	Total
Bill Wade	8-6	9-5	11-1-2	2-8	0-2	0-0						30-22-2
Rudy Bukich		0-0	0-0	3-1	9-3	5-7-2	0-0	0-0				17-11-2
Larry Rakestraw				0-0	0-0	0-0	0-2	0-2				0-4
Jack Concannon							7-4-1	3-4	0-5	5-8	2-1	17-22-1
Virgil Carter								4-1	0-2			4-3
Bobby Douglass									1-6	1-0	3-4	continued
Kent Nix										0-0	1-3	1-3
Season Totals	8-6	9-5	11-1-2	5-9	9-5	5-7-2	7-6-1	7-7	1-13	6-8	6-8	

	1972	1973	1974	1975	1976	1977	1978	1979	1980	1981	1982	Total
Bobby Douglass	4-9-1	3-9	1-2	0-1								13-31-1
Gary Huff		0-2	3-8	2-7	0-0							5-17
Bob Avellini				2-2	7-7	9-5	4-8	1-2	0-0	0-0	0-2	continued
Mike Phipps						0-0	3-1	9-1	2-4			14-6
Vince Evans						0-0	0-0	0-3	5-5	6-10	0-0	continued
Jim McMahon											3-4	continued
Season Totals	4-9-1	3-11	4-10	4-10	7-7	9-5	7-9	10-6	7-9	6-10	3-6	

	1983	1984	1985	1986	1987	1988	1989	1990	1991	1992	1993	Total
Bob Avellini	0-0	0-1										23-24
Vince Evans	1-2											12-20
Jim McMahon	7-6	7-2	11-0	6-0	5-1	7-2						46-15
Steve Fuller		2-2	4-1	0-2								6-5
Rusty Lisch		0-1										0-1
Greg Landry		1-0										1-0
Mike Tomczak			0-0	7-0	4-2	4-1	5-6	1-1				21-10
Doug Flutie				1-0								1-0
Mike Hohensee					2-0							2-0
Steve Bradley					0-1							0-1
Jim Harbaugh					0-0	1-1	1-4	10-4	11-5	5-8	7-8	35-30
Peter Tom Willis								0-0	0-0	0-2	0-1	0-3
Will Furrer										0-1		0-1
Shane Matthews											0-0	continued
Season Totals	8-8	10-6	15-1	14-2	11-4	12-4	6-10	11-5	11-5	5-11	7-9	

STARTING QUARTERBACK RECORDS

	1994	1995	1996	1997	1998	1999	2000	2001	2002	2003	2004	Total
Erik Kramer	1-4	9-7	1-3	4-9	3-5							18-28
Steve Walsh	8-3	0-0										8-3
Dave Krieg			6-6									6-6
Rick Mirer				0-3								0-3
Steve Stenstrom		0-0	0-0	0-0	1-6							1-6
Moses Moreno					0-1							0-1
Shane Matthews	0-0		0-0			3-4	3-2	2-1				8-7
Cade McNown						2-4	1-8					3-12
Jim Miller					0-0	1-2	1-1	11-2	2-6			15-11
Chris Chandler									2-5	3-3		5-8
Henry Burris									0-1			0-1
Kordell Stewart										2-5		2-5
Rex Grossman										2-1	1-2	continued
Jonathan Quinn											0-3	0-3
Craig Krenzel											3-2	3-2
Chad Hutchinson											1-4	1-4
Season Totals	9-7	9-7	7-9	4-12	4-12	6-10	5-11	13-3	4-12	7-9	5-11	

	2005	2006	2007	2008	2009	2010	2011	2012	2013	2014	2015	Total
Rex Grossman	1-0	13-3	2-5	0-1								19-12
Kyle Orton	10-5	0-0	2-1	9-6								21-12
Brian Griese		0-0	3-3									3-3
Jay Cutler					7-9	10-5	7-3	10-5	5-6	5-10	6-9	50-47
Todd Collins						1-0						1-0
Caleb Hanie							0-4					0-4
Josh McCown							1-1		3-2			4-3
Jason Campbell								0-1				0-1
Jimmy Clausen										0-1	0-1	0-2
Season Totals	11-5	13-3	7-9	9-7	7-9	11-5	8-8	10-6	8-8	5-11	6-10	

FORMULA FOR QB RATING

Quarterback Rating uses five factors in determining a rating: attempts, completions, gross yardage, touchdowns and interceptions. A passer rating of 158.3 is considered perfect.

The following is the formula which works when entered into Microsoft Excel:

$$=(\text{ROUND}((((\text{MAX}(\text{MIN}(2.375,((\text{B1} \times 100) / \text{A1}) - 30) \times (0.05)), 0)) + (\text{MAX}(\text{MIN}(2.375,((\text{D1} \times 100) / \text{A1}) \times (0.2)), 0)) + (\text{MAX}(\text{MIN}(2.375,((\text{E1} \times 100) / \text{A1}) - 9.5) \times (-0.25)), 0)) + (\text{MAX}(\text{MIN}(2.375,((\text{C1} / \text{A1}) - 3) \times (0.25)), 0))) \times 100) / 6), 1))$$

A1=ATTEMPTS; B1=COMPLETIONS; C1=GROSS YARDS; D1=TOUCHDOWNS; E1=INTERCEPTIONS



ANNUAL RECEIVING LEADERS

– RECEPTIONS –

Year	Player	No	Yards	TD
2015	Jeffery, Alshon	54	807	4
2014**	Forté, Matt	102	808	4
2013	Marshall, Brandon	100	1,295	12
2012	Marshall, Brandon	118	1,508	11
2011	Forté, Matt	52	490	1
2010	Forté, Matt	51	547	3
	Knox, Johnny	51	960	5
2009	Olsen, Greg	60	612	8
2008	Forté, Matt	63	477	4
2007	Berrian, Bernard	71	951	5
2006	Muhammad, Muhsin	60	863	5
2005	Muhammad, Muhsin	64	750	4
2004	Jones, Thomas	56	427	0
2003	Booker, Marty	52	715	4
2002	Booker, Marty	97	1,189	6
2001	Booker, Marty	100	1,071	8
2000	Robinson, Marcus	55	738	5
	Kennison, Eddie	55	549	2
1999	Engram, Bobby	88	947	4
1998	Engram, Bobby	64	987	5
1997	Proehl, Ricky	58	753	7
1996	Conway, Curtis	81	1,049	7
1995	Graham, Jeff	82	1,301	4
1994	Graham, Jeff	68	944	4
1993	Waddle, Tom	44	552	1
1992	Davis, Wendell	54	734	2
1991	Davis, Wendell	61	945	6
1990	Muster, Brad	47	452	0
1989	Anderson, Neal	50	434	4
1988	McKinnon, Dennis	45	704	3
1987	Anderson, Neal	47	467	3
1986	Gault, Willie	42	818	5
1985	Payton, Walter	49	483	2
1984	Payton, Walter	45	368	0
1983	Payton, Walter	53	607	2
1982	Suhey, Matt	36	333	0
1981	Payton, Walter	41	379	2
1980	Payton, Walter	46	367	1
1979	Williams, Dave	42	354	5
1978	Payton, Walter	50	480	0
1977	Scott, James	50	809	3
1976	Harper, Roland	29	291	1
1975	Rather, Bo	39	685	2
1974	Wade, Charlie	39	683	1
1973	Garrett, Carl	23	292	0
1972	Thomas, Earl	20	365	3
1971	Farmer, George	46	737	5
1970*	Gordon, Dick	71	1,026	13
1969	Wallace, Bob	47	553	5

Year	Player	No	Yards	TD
1968	Gordon, Dick	29	477	4
1967	Gordon, Dick	31	534	5
1966	Sayers, Gale	34	447	2
1965	Morris, Johnny	53	846	4
1964*	Morris, Johnny	93	1,200	10
1963	Ditka, Mike	59	794	8
1962	Ditka, Mike	58	904	5
	Morris, Johnny	58	889	5
1961	Ditka, Mike	56	1,076	12
1960	Dewveall, Willard	43	804	5
1959	Dooley, Jim	41	580	3
1958	McColl, Bill	35	517	8
1957	Dooley, Jim	37	530	1
1956	Hill, Harlon	47	1,128	11
1955	Hill, Harlon	42	789	9
1954	Hill, Harlon	45	1,124	12
1953	Dooley, Jim	53	841	4
1952	Schroeder, Gene	39	660	6
1951	Hoffman, John	28	394	2
1950	Keane, Jim	36	433	0
1949	Keane, Jim	47	696	6
1948	Keane, Jim	30	414	3
1947*	Keane, Jim	64	910	10
1946	Kavanaugh, Ken	18	337	5
1945	Wilson, George	28	259	3
1944	Wilson, George	24	265	4
1943	Clark, Harry	23	535	7
1942	McLean, Ray	19	571	8
1941	Plasman, Dick	14	283	0
1940	Kavanaugh, Ken	12	276	3
1939	Plasman, Dick	19	403	3
1938	Karr, Bill	14	253	4
1937	McDonald, Lester	11	179	4
1936	Hewitt, Bill	15	358	6
1935	Johnsos, Luke	19	298	4
1934	Hewitt, Bill	10	151	5
1933	Hewitt, Bill	16	273	2
1932	Johnsos, Luke	24	321	2

*Led NFL

**Single-season record among RBs

ANNUAL RECEIVING LEADERS

– YARDS –

Year	Player	Yards	No	TD
2015	Jeffery, Alshon	807	54	4
2014	Jeffery, Alshon	1,133	85	10
2013	Jeffery, Alshon	1,421	89	7
2012	Marshall, Brandon	1,508	118	11
2011	Knox, Johnny	727	37	2
2010	Knox, Johnny	960	51	5
2009	Hester, Devin	757	57	3
2008	Hester, Devin	665	51	3
2007	Berrian, Bernard	951	71	5
2006	Muhammad, Muhsin	863	60	5
2005	Muhammad, Muhsin	750	64	4
2004	Terrell, David	699	42	1
2003	Booker, Marty	715	52	4
2002	Booker, Marty	1,189	97	7
2001	Booker, Marty	1,071	100	8
2000	Robinson, Marcus	738	55	5
1999	Robinson, Marcus	1,400	84	9
1998	Engram, Bobby	987	64	5
1997	Proehl, Ricky	753	58	7
1996	Conway, Curtis	1,049	81	7
1995	Graham, Jeff	1,301	82	4
1994	Graham, Jeff	944	68	4
1993	Waddle, Tom	552	44	1
1992	Davis, Wendell	734	54	2
1991	Davis, Wendell	945	61	6
1990	Davis, Wendell	572	39	3
1989	Morris, Ron	486	30	1
1988	McKinnon, Dennis	704	45	3
1987	Gault, Willie	705	35	7
1986	Gault, Willie	818	42	5
1985	Gault, Willie	704	33	1
1984	Gault, Willie	587	34	6
1983	Gault, Willie	836	40	8
1982	Moorehead, Emery	363	30	5
1981	Margerum, Ken	584	39	1
1980	Scott, James	696	36	3
1979	Baschnagel, Brian	452	30	2
1978	Scott, James	759	42	5
1977	Scott, James	809	50	3
1976	Scott, James	512	26	6
1975	Rather, Bo	685	39	2
1974	Wade, Charles	683	39	1
1973	Thomas, Earl	343	24	4
1972	Farmer, George	380	14	2
1971	Farmer, George	737	46	5
1970	Gordon, Dick	1,026	71	13
1969	Wallace, Bob	553	47	5
1968	Gordon, Dick	477	29	4
1967	Gordon, Dick	534	31	5

Year	Player	Yards	No	TD
1966	Jones, Jimmie	504	28	5
1965	Morris, Johnny	846	53	4
1964*	Morris, Johnny	1,200	93	10
1963	Ditka, Mike	794	59	8
1962	Ditka, Mike	904	58	5
1961	Ditka, Mike	1,076	56	12
1960	Dewveall, Willard	804	43	5
1959	Dooley, Jim	580	41	3
1958	McColl, Bill	517	35	8
1957	Dooley, Jim	530	37	1
1956	Hill, Harlon	1,128	47	11
1955	Hill, Harlon	789	42	9
1954	Hill, Harlon	1,124	45	12
1953	Dooley, Jim	841	53	4
1952	Schroeder, Gene	660	39	6
1951	Schroeder, Gene	461	24	3
1950	Keane, Jim	433	36	0
1949	Keane, Jim	696	47	6
1948	Keane, Jim	414	30	3
1947	Keane, Jim	910	64	10
1946	McLean, Ray	348	17	2
1945	Kavanaugh, Ken	539	35	6
1944	McLean, Ray	414	19	5
1943	Clark, Harry	535	23	7
1942	McLean, Ray	571	19	8
1941	Kavanaugh, Ken	314	11	6
1940	Kavanaugh, Ken	276	12	3
1939	Plasman, Dick	403	19	3
1938	Karr, Bill	253	14	4
1937	Manske, Eggs	225	9	3
1936	Hewitt, Bill	358	15	6
1935	Johnsos, Luke	298	19	4
1934	Hewitt, Bill	151	10	5
1933	Hewitt, Bill	273	16	2
1932	Johnsos, Luke	321	24	2

*Led NFL



ANNUAL PUNT RETURN LEADERS

Year	Player	No	Yds	Avg
2015	Mariani, Marc	29	192	6.6
2014	Holmes, Santonio	9	50	5.6
2013	Hester, Devin	18	256	14.2
2012	Hester, Devin	40	331	8.3
2011*	Hester, Devin	28	454	16.2
2010*	Hester, Devin	33	564	17.1
2009	Hester, Devin	24	187	7.8
2008	Hester, Devin	32	198	6.2
2007	Hester, Devin	42	651	15.5
2006*	Hester, Devin	47	600	12.8
2005	Wade, Bobby	33	317	9.6
2004	McQuarters, R.W.	44	435	9.9
2003	McQuarters, R.W.	37	452	12.2
2002	Johnson, Leon	28	288	10.3
2001	Johnson, Leon	28	255	9.1
2000	Milburn, Glyn	35	300	8.6
1999	Milburn, Glyn	30	346	11.5
1998	Milburn, Glyn	25	291	11.6
1997	Hughes, Tyrone	36	258	7.2
1996	Engram, Bobby	31	282	9.1
1995	Graham, Jeff	23	183	8.0
1994	Graham, Jeff	15	140	9.3
1993	Obee, Terry	35	289	8.3
1992	Woolford, Donnell	12	127	10.6
1991	Bailey, Johnny	36	281	7.8
1990	Bailey, Johnny	36	399	11.1
1989	Green, Mark	16	141	8.8
1988	McKinnon, Dennis	34	277	8.1
1987	McKinnon, Dennis	40	405	10.1
1986	Barnes, Lew	57	482	8.5
1985	Taylor, Ken	25	198	7.9
1984	Fisher, Jeff	58	492	8.5
1983	McKinnon, Dennis	34	316	9.3
1982	Fisher, Jeff	9	65	7.2
1981	Fisher, Jeff	43	509	11.8
1980	Walterscheid, Lenny	33	239	7.2
1979	Schubert, Steve	25	238	9.5
1978	Schubert, Steve	27	229	8.5
1977	Schubert, Steve	31	291	9.4
1976	Livers, Virgil	28	205	7.3
1975	Livers, Virgil	42	456	10.9
1974	Hill, Ike	33	183	5.5
1973	Hill, Ike	36	204	5.7
1972	Smith, Ron	26	163	6.3
1971	Smith, Ron	26	194	7.5
1970	Cole, Linzy	14	83	5.9
1969	Lyle, Garry	12	78	6.5
1968	Turner, Cecil	9	19	2.1
1967	Gordon, Dick	12	82	6.8
1966	Arnett, Jon	15	58	3.9

Year	Player	No	Yds	Avg
1965	Sayers, Gale	16	238	14.9
1964	Arnett, Jon	19	188	9.9
1963	Morris, Johnny	16	164	10.3
1962	Morris, Johnny	20	208	10.4
1961	Morris, Johnny	23	155	6.7
1960	Morris, Johnny	13	75	5.8
1959*	Morris, Johnny	14	171	12.2
1958	Morris, Johnny	14	96	6.9
1957	Drzewiecki, Ron	22	64	2.9
1956	Jeter, Perry	6	66	11.0
	Smith, Ray	6	66	11.0
1955	Drzewiecki, Ron	20	100	5.0
1954	Stone, Billy	14	40	2.9
1953	Macon, Ed	17	68	4.0
1952	White, Wilford	23	117	5.1
1951	White, Wilford	14	131	9.4
1950	McAfee, George	33	284	8.6
1949	McAfee, George	24	279	11.6
1948*	McAfee, George	30	417	13.9
1947	McAfee, George	18	261	14.5
1946	Gallarneau, Hugh	10	99	9.9
1945	Margarita, Bob	7	66	9.4
1944	Grygo, Al	11	100	9.1
1943	Clark, Harry	10	158	15.8
1942	Gallarneau, Hugh	9	101	11.2
1941	McAfee, George	5	158	31.6

*Led NFL

ANNUAL KICKOFF RETURN LEADERS

Year	Player	No	Yds	Avg	Year	Player	No	Yds	Avg
2015	Mariani, Marc	16	418	26.1	1965	Sayers, Gale	21	660	31.4
2014	Williams, Chris	24	579	24.1	1964	Martin, Billy	24	534	22.3
2013	Hester, Devin	52	1,436	27.6	1963	Bull, Ronnie	7	105	15.0
2012	Hester, Devin	24	621	25.9	1962	Martin, Billy	25	515	20.6
2011	Hester, Devin	33	723	21.9	1961	Bivins, Charles	25	669	26.7
2010	Manning, Danieal	33	816	24.7	1960	Galimore, Willie	12	292	24.3
2009	Knox, Johnny	32	927	29.0	1959	Morris, Johnny	17	438	25.8
2008*	Manning, Danieal	36	1,070	29.7	1958	Morris, Johnny	16	399	24.9
2007	Hester, Devin	43	934	21.7	1957	Drzewiecki, Ron	13	315	24.2
2006	Davis, Rashied	32	753	23.5	1956	Bingham, Don	17	444	26.1
2005	Azumah, Jerry	32	705	22.0	1955	Drzewiecki, Ron	25	591	23.6
2004	Azumah, Jerry	42	924	22.0	1954	Jagade, Chick	11	195	17.7
2003*	Azumah, Jerry	41	1,191	29.0	1953	Macon, Ed	13	373	28.7
2002	Merritt, Ahmad	45	1,029	22.9	1952	Macon, Ed	9	299	33.2
2001	Denson, Autry	23	534	23.2	1951	Morrison, Fred	13	353	27.2
2000	Milburn, Glyn	63	1,468	23.3	1950	Hunsinger, Chuck	23	343	14.9
1999	Milburn, Glyn	61	1,426	23.4	1949	Dreyer, Fred	13	338	26.0
1998	Milburn, Glyn	62	1,550	25.0	1948	Minini, Frank	12	370	30.8
1997	Hughes, Tyrone	43	1,008	23.4	1947	Minini, Frank	11	261	23.7
1996	Jackson, Jack	27	619	22.9	1946	Osmanski, Bill	8	203	25.4
1995	Lewis, Nate	42	904	21.5	1945	Margarita, Bob	10	155	15.5
1994	Lewis, Nate	35	874	25.0	1944	Margarita, Bob	12	279	23.3
1993	Conway, Curtis	21	450	21.4	1943	Clark, Harry	13	326	25.1
1992	Lewis, Darren	23	511	22.2	1942	Gallarneau, Hugh	6	151	25.2
1991	Bailey, Johnny	16	311	19.4	1941	McAfee, George	7	223	31.9
1990	Bailey, Johnny	23	363	15.8					
1989	Gentry, Dennis	28	667	23.8					
1988	Gentry, Dennis	27	578	21.4					
1987	Gentry, Dennis	25	621	24.8					
1986*	Gentry, Dennis	20	576	28.8					
1985	Gault, Willie	22	577	26.2					
1984	Cameron, Jack	26	485	18.7					
1983	Gault, Willie	13	276	21.2					
1982	Watts, Rickey	14	330	23.6					
1981	Williams, Dave	23	486	21.1					
1980	Williams, Dave	27	666	24.7					
1979	Walterscheid, Lenny	19	427	22.5					
1978	Baschnagel, Brian	20	455	22.8					
1977	Baschnagel, Brian	23	557	24.2					
1976	Baschnagel, Brian	29	754	26.0					
1975*	Payton, Walter	14	444	31.7					
1974	Grandberry, Ken	22	568	25.8					
1973*	Garrett, Carl	16	486	30.4					
1972*	Smith, Ron	30	924	30.8					
1971	Smith, Ron	26	671	25.8					
1970	Turner, Cecil	23	752	32.7					
1969	Sayers, Gale	14	339	24.2					
1968	Turner, Cecil	20	363	18.2					
1967	Sayers, Gale	16	603	37.7					
1966*	Sayers, Gale	23	718	31.2					

*Led NFL



ANNUAL INTERCEPTION LEADERS

Year	Player	No	Yards
2015	Fuller, Kyle	2	24
2014	Fuller, Kyle	4	81
	Mundy, Ryan	4	52
2013	Jennings, Tim	4	111
2012*	Jennings, Tim	9	105
2011	Moore, D.J.	4	31
2010	Tillman, Charles	5	127
	Harris, Chris	5	69
2009	Bowman, Zackary	6	67
2008	Payne, Kevin	4	147
2007	Urlacher, Brian	5	101
2006	Manning, Jr., Ricky	5	113
	Tillman, Charles	5	32
2005	Vasher, Nathan	8	145
2004	Vasher, Nathan	5	177
2003	Azumah, Jerry	4	44
	Tillman, Charles	4	27
2002	Brown, Mike	3	16
2001	Brown, Mike	5	81
2000	Parrish, Tony	3	81
1999	Hudson, Chris	3	28
1998	Harris, Walt	4	41
1997	Harris, Walt	5	30
1996	Woolford, Donnell	6	37
1995	Woolford, Donnell	4	21
1994	Woolford, Donnell	5	30
1993	Carrier, Mark	4	94
	Jones, Dante	4	52
1992	Woolford, Donnell	7	67
1991	Stinson, Lemuel	4	69
1990*	Carrier, Mark	10	39
1989	Stinson, Lemuel	4	59
1988	Jackson, Vestee	8	94
1987	Duerson, Dave	3	0
1986	Richardson, Mike	7	69
1985	Frazier, Leslie	6	119
1984	Fencik, Gary	5	102
1983	Frazier, Leslie	7	135
1982	Schmidt, Terry	4	39
1981	Fencik, Gary	6	121
1980	Walterscheid, Lenny	4	84
1979	Schmidt, Terry	6	44
	Fencik, Gary	6	31
1978	Fencik, Gary	4	77
1977	Ellis, Allan	6	23
1976	Brupbacher, Ross	7	49
1975	Clemons, Craig	2	109
	Plank, Doug	2	50
	Livers, Virgil	2	40

Year	Player	No	Yards
1975 (cont)	Ellis, Allan	2	4
1974	Clemons, Craig	4	84
1973	Lyle, Garry	5	62
1972	Ford, Charlie	7	104
1971	Ford, Charlie	5	46
1970	Buffone, Doug	4	33
1969	Taylor, Joe	3	37
	Daniels, Dick	3	37
	Youngblood, George	3	22
1968	McRae, Bennie	4	41
1967	McRae, Bennie	5	94
	Petitbon, Richie	5	93
	Taylor, Roosevelt	5	19
1966	Petitbon, Richie	4	34
1965	Butkus, Dick	5	84
1964	Caroline, JC	2	84
	Whitsell, Dave	2	57
	Taylor, Roosevelt	2	45
	McRae, Bennie	2	44
	George, Bill	2	28
1963*	Taylor, Roosevelt	9	172
1962	Petitbon, Richie	6	212
1961	Whitsell, Dave	6	123
1960	Caroline, JC	3	31
1959	Barnes, Erich	5	67
1958	Sumner, Charles	6	67
1957	Johnson, Jack	4	36
1956	Caroline, JC	6	182
1955	Sumner, Charles	7	162
1954	Whitman, SJ	5	117
1953	Kindt, Don	6	172
1952	Dooley, Jim	5	30
1951	Schroeder, Gene	5	62
1950	Davis, Harper	5	59
1949	McAfee, George	6	76
1948	Lujack, Johnny	8	131
1947	Mullins, Noah	6	113
1946	Farris, Tom	4	43
1945	Margarita, Bob	6	79
1944	Grygo, Al	4	79
1943	Clark, Harry	5	32
1942*	Turner, Clyde	8	96
1941	McAfee, George	6	78
1940	Clark, Harry	4	62
	Famiglietti, Gary	4	18
	McAfee, George	4	50

*Led NFL

ANNUAL PUNTING LEADERS

Year	Player	No	Avg	Year	Player	No	Avg
2015	O'Donnell, Pat	70	44.2	1966	Green, Bobby Joe	80	41.9
2014	O'Donnell, Pat	71	43.8	1965	Green, Bobby Joe	58	42.7
2013	Podlesh, Adam	68	40.6	1964	Green, Bobby Joe	71	44.5
2012	Podlesh, Adam	81	42.0	1963	Green, Bobby Joe	64	46.5
2011	Podlesh, Adam	89	43.9	1962	Green, Bobby Joe	69	43.7
2010	Maynard, Brad	83	40.1	1961	Brown, Ed	59	42.2
2009	Maynard, Brad	77	41.4	1960	Brown, Ed	56	39.8
2008	Maynard, Brad	96	41.2	1959	Brown, Ed	64	41.2
2007	Maynard, Brad	88	41.8	1958	Brown, Ed	27	42.2
2006	Maynard, Brad	77	44.2	1957	Brown, Ed	34	40.1
2005	Maynard, Brad	96	41.0	1956	Brown, Ed	42	39.1
2004	Maynard, Brad	108	42.9	1955	Brown, Ed	44	40.1
2003	Maynard, Brad	79	41.2	1954	Bratkowski, Zeke	39	41.0
2002	Maynard, Brad	87	42.3	1953	Morrison, Fred	65	42.6
2001	Maynard, Brad	87	42.6	1952	Morrison, Fred	64	42.3
2000	Aguiar, Louie	52	38.8	1951	Morrison, Fred	57	39.0
1999	Sauerbrun, Todd	85	40.9	1950*	Morrison, Fred	57	43.3
1998	Horan, Mike	64	41.3	1949*	Gulyanics, George	29	47.2
1997	Sauerbrun, Todd	95	43.5	1948	Gulyanics, George	55	44.2
1996	Sauerbrun, Todd	78	44.8	1947*	Gulyanics, George	23	44.8
1995	Sauerbrun, Todd	55	37.8	1946	Luckman, Sid	33	37.4
1994	Gardocki, Chris	76	37.8	1945	Luckman, Sid	36	37.4
1993	Gardocki, Chris	80	38.5	1944	McEnulty, Doug	25	39.8
1992	Gardocki, Chris	79	42.9	1943	Luckman, Sid	34	35.9
1991	Buford, Maury	69	40.8	1942	Luckman, Sid	24	40.6
1990	Buford, Maury	76	40.4	1941	Luckman, Sid	13	41.1
1989	Buford, Maury	72	39.5	1940	Luckman, Sid	27	42.5
1988	Wagner, Bryan	79	41.5	1939	Luckman, Sid	27	43.3
1987	Wagner, Bryan	36	40.6	*Led NFL			
1986	Buford, Maury	69	41.3				
1985	Buford, Maury	68	42.2				
1984	Finzer, Dave	83	40.1				
1983	Parsons, Bob	79	36.9				
1982	Parsons, Bob	58	41.3				
1981	Parsons, Bob	114	39.7				
1980	Parsons, Bob	79	40.6				
1979	Parsons, Bob	92	37.9				
1978	Parsons, Bob	96	37.0				
1977	Parsons, Bob	80	40.4				
1976	Parsons, Bob	99	37.6				
1975	Parsons, Bob	93	39.0				
1974	Parsons, Bob	90	37.8				
1973	Green, Bobby Joe	82	40.5				
1972	Green, Bobby Joe	67	41.2				
1971	Green, Bobby Joe	77	40.1				
1970	Green, Bobby Joe	83	40.9				
1969	Green, Bobby Joe	76	39.0				
1968	Green, Bobby Joe	27	42.3				
1967	Green, Bobby Joe	79	42.9				



ANNUAL SACKS LEADERS

Year	Player	No	Yards	Year	Player	No	Yards
2015	Houston, Lamarr	8.0	63.0	1992	McMichael, Steve	10.5	66.5
2014	Young, Willie	10.0	65.0	1991	Dent, Richard	10.5	72.0
2013	Peppers, Julius	7.5	47.0	1990	Dent, Richard	12.0	101.0
2012	Peppers, Julius	11.5	73.5	1989	Dent, Richard	9.0	64.0
2011	Peppers, Julius	11.0	60.0	1988	McMichael, Steve	11.5	95.0
2010	Idonije, Israel	8.0	66.5	1987	Dent, Richard	12.5	94.0
	Peppers, Julius	8.0	54.0	1986	Dent, Richard	11.5	87.0
2009	Ogunleye, Adewale	6.5	51.5	1985*	Dent, Richard	17.0	133.5
2008	Brown, Alex	6.0	43.0	1984	Dent, Richard	17.5	140.5
2007	Ogunleye, Adewale	9.0	57.0	1983	Hartenstine, Mike	12.0	91.5
2006	Anderson, Mark	12.0	102.0	1982^	Hampton, Dan	7.0	57.0
2005	Ogunleye, Adewale	10.0	55.0	1981	Page, Alan	9.0	84.0
2004	Brown, Alex	6.0	34.5		Hampton, Dan	9.0	77.0
2003	Brown, Alex	5.5	33.5	1980	Hampton, Dan	11.5	108.5
2002	Colvin, Rosevelt	10.5	71.0	1979	Osborne, Jim	10.5	79.0
2001	Colvin, Rosevelt	10.5	64.0	1978	Page, Alan	11.5	94.0
2000	Urlacher, Brian	8.0	49.0	1977	Rydalch, Ron	9.5	81.0
1999	Simmons, Clyde	7.0	49.0	1976	Osborne, Jim	15.0	129.0
1998	Flanigan, Jim	8.5	55.0	1975	Chambers, Wally	14.0	105.0
1997	Flanigan, Jim	6.0	51.0	1974	Chambers, Wally	6.0	53.0
	Minter, Barry	6.0	35.0	1973	Osborne, Jim	10.0	92.0
1996	Spellman, Alonzo	8.0	67.0	1972	Osborne, Jim	5.0	N/A
1995	Flanigan, Jim	11.0	75.0	1971	Holman, Willie	9.0	N/A
1994	Armstrong, Trace	7.5	52.0	1970	Holman, Willie	12.0	N/A
1993	Dent, Richard	13.5	90.0				

*Led NFL

^Became official NFL stat

WINDY CITY WEATHER

Chicago has hosted several "Bear Weather" games throughout franchise history. Fifteen of the 20 coldest games in Bears history have taken place in Chicago. The following are the 20 coldest games in team history:

Date	Opp.	Temp	Wind	Chill	Date	Opp.	Temp	Wind	Chill	Date	Opp.	Temp	Wind	Chill
12/3/72	at MIN	-2	11	-19	12/10/95	at CIN	10	16	-7	12/23/90	vs. TB	11	8	-1
12/18/83	vs. GB	3	14	-15	12/19/04	vs. HOU	12	21	-7	1/5/86	vs. NYG	14	13	0
12/22/08	vs. GB	2	9	-13	12/17/89	vs. GB	10	12	-5	12/18/05	vs. ATL	12	8	0
1/10/88	vs. WAS	4	12	-12	12/29/63	vs. NYG	11	11	-3	12/15/63	vs. DET	15	13	1
12/5/70	at MIN	9	25	-12	12/11/77	vs. GB	10	9	-3	12/20/81	vs. DEN	14	10	1
12/9/13	vs. DAL	8	14	-9	1/8/89	vs. SF	17	29	-3	12/26/93	vs. DET	13	8	2
11/28/76	at GB	6	11	-9	12/23/07	vs. GB	16	22	-2	12/11/94	at GB	15	11	2

Italics indicates playoff game

Here are the temperatures for a few, famed inclement weather games in the Windy City:

- * 54 degrees (Rain, fog, S wind 15 mph): Sayers 6 TD game, 12-12-65, Wrigley Field (Bears 61, 49ers 20)
- * 39 degrees (W wind 23 mph): NFC Championship Game, 1-12-86, Soldier Field (Bears 24, LA Rams 0)
- * 29 degrees (SW wind 5 mph): "Fog Bowl" Playoff Game, 12-31-88, Soldier Field (Bears 20, Eagles 12)
- * 20 degrees, (NW wind 23 mph): Regular Season Finale, (Bears must win by 30+ points for playoff berth), 12-16-79, Soldier Field (Bears 42, St. Louis Cardinals 6)
- * 14 degrees (W wind 13 mph): Divisional Playoff Game, 1-5-86, Soldier Field (Bears 21, Giants 0)
- * 11 degrees (W wind 11 mph): NFL Championship Game, 12-29-63, Wrigley Field (Bears 14, Giants 10)

ALL-TIME 100-YARD RUSHING GAMES

1.	11/20/77	Payton, vs. MIN.....W.....	40-275	11/9/86	Payton, at TB.....W.....	20-139	
2.	10/2/11	Forté, vs. CAR.....W.....	25-205	10/7/56	Casares, at GB.....W.....	24-139	
	10/30/77	Payton, at GB.....W.....	23-205	57.	10/9/05	Jones, at CLE.....L.....	24-137
	11/3/68	Sayers, at GB.....W.....	24-205	11/24/77	Payton, at DET.....W.....	20-137	
5.	12/18/66	Sayers, vs. MIN.....W.....	17-197	59.	10/9/55	Hoffman, vs. SF.....L.....	18-135
6.	11/3/85	Payton, at GB.....W.....	28-192	60.	11/30/03	Forsey, vs. ARI.....W.....	27-134
	11/13/77	Payton, vs. KC.....W.....	33-192	12/17/95	Salaam, vs. TB.....W.....	27-134	
8.	12/16/56	Casares, vs. DET.....W.....	17-190	9/16/79	Payton, at DAL.....L.....	22-134	
9.	10/21/01	Thomas, at CIN.....W.....	22-188	12/21/75	Payton, at NO.....W.....	25-134	
10.	9/14/80	Payton, vs. NO.....W.....	18-183	64.	11/7/11	Forté, at PHI.....W.....	24-133
	12/5/76	Payton, at SEA.....W.....	27-183	10/6/80	Payton, vs. TB.....W.....	28-133	
12.	9/9/79	Payton, vs. MIN.....W.....	23-182	66.	11/17/85	Payton, at DAL.....W.....	22-132
13.	9/16/62	Galimore, at SF.....W.....	22-181	10/13/85	Payton, at SF.....W.....	24-132	
14.	9/9/84	Payton, vs. DEN.....W.....	20-179	11/4/56	Casares, at Rams.....W.....	25-132	
	11/26/81	Payton, at DAL.....L.....	38-179	10/7/34	Feathers, at Brk.....W.....	14-132	
16.	9/14/86	Payton, vs. PHI.....W+	33-176	70.	11/13/83	Payton, vs. PHI.....W.....	23-131
17.	12/9/84	Payton, vs. GB.....L.....	35-175	12/10/67	Sayers, vs. MIN.....T.....	20-131	
18.	12/16/01	Thomas, vs. TB.....W.....	31-173	72.	12/20/80	Payton, at TB.....W.....	29-130
19.	11/27/66	Sayers, vs. ATL.....W.....	19-172	12/7/80	Payton, vs. GB.....W.....	22-130	
20.	10/10/10	Forté, at CAR.....W.....	22-166	74.	12/3/44	Margarita, at Card-Pitt.....W.....	9-129
21.	12/20/98	Allen, vs. BAL.....W.....	22-163	75.	12/15/13	Forté, at CLE.....W.....	24-127
	12/11/77	Payton, vs. GB.....W.....	32-163	10/28/01	Thomas, vs. SF.....W.....	18-127	
23.	10/29/78	Payton, vs. DET.....L.....	23-162	11/12/78	Payton, at MIN.....L.....	23-127	
24.	9/18/83	Payton, at NO.....L+	28-161	12/17/72	Douglass, at OAK.....L.....	14-127	
25.	1/6/02	Thomas, vs. JAX.....W.....	33-160	79.	11/2/08	Forté, vs. DET.....W.....	22-126
	9/18/77	Payton, vs. DET.....W.....	23-160	11/20/94	Tillman, vs. DET.....W.....	32-126	
27.	12/16/79	Payton, vs. STL.....W.....	33-157	10/10/77	Payton, vs. Rams.....W.....	24-126	
	10/16/78	Payton, at DEN.....L.....	22-157	11/30/69	Sayers, vs. CLE.....L.....	20-126	
29.	9/30/84	Payton, vs. DAL.....L.....	25-155	83.	11/4/13	Forté, at GB.....W.....	24-125
	10/7/79	Payton, at BUF.....W.....	39-155	9/2/79	Payton, vs. GB.....W.....	36-125	
	10/28/34	Feathers, vs. GB.....W.....	15-155	85.	11/6/66	Sayers, vs. DET.....T.....	21-124
32.	10/7/84	Payton, vs. NO.....W.....	32-154	10/21/56	Casares, vs. BAL.....W.....	22-124	
33.	10/20/57	Galimore, vs. Rams.....W.....	24-153	11/26/33	Nagurski, vs. Port.....W.....	18-124	
34.	9/19/04	Jones, at GB.....W.....	23-152	88.	9/7/08	Forté, at IND.....W.....	23-123
35.	12/18/83	Payton, vs. GB.....W.....	30-148	10/5/03	Thomas, vs. OAK.....W.....	22-123	
	9/19/76	Payton, at SF.....W.....	28-148	9/4/88	Anderson, vs. MIA.....W.....	24-123	
37.	9/10/89	Anderson, vs. CIN.....W.....	21-146	11/27/80	Payton, at DET.....W+	18-123	
38.	10/23/11	Forté, at TB.....W.....	25-145	10/1/78	Payton, vs. OAK.....L+	27-123	
	10/17/76	Payton, at Rams.....L.....	27-145	93.	9/28/14	Forté, vs. GB.....L.....	23-122
40.	11/26/78	Harper, vs. TB.....W.....	25-144	11/26/00	Allen, at NYJ.....L.....	25-122	
	10/29/44	Grygo, vs. CRams.....W.....	13-144	9/1/97	Harris, at GB.....L.....	13-122	
42.	10/27/68	Sayers, vs. MIN.....W.....	18-143	11/24/96	Harris, vs. DET.....W.....	27-122	
43.	10/15/67	Sayers, vs. DET.....W.....	22-142	12/24/95	Salaam, vs. PHI.....W.....	30-122	
44.	9/13/15	Forté, vs. GB.....L.....	24-141	12/19/88	Anderson, at MIN.....L.....	22-122	
	12/21/03	Thomas, vs. WAS.....W.....	32-141	10/16/77	Payton, at MIN.....L+	24-122	
	10/7/90	Anderson, vs. GB.....W.....	21-141	100.	12/25/11	Bell, at GB.....L.....	23-121
	10/10/76	Payton, at MIN.....L.....	19-141	10/4/09	Forté, vs. DET.....W.....	12-121	
	10/2/39	Maniaci, at PIT.....W.....	12-141	11/19/06	Jones, at NYJ.....W.....	23-121	
49.	10/2/77	Payton, vs. NO.....L.....	19-140	12/2/85	Payton, at MIA.....L.....	23-121	
	9/30/34	Feathers, at Reds.....W.....	20-140	12/16/62	Marconi, vs. DET.....W.....	13-121	
51.	11/23/08	Forté, at STL.....W.....	21-139	10/5/52	Dottley, at Chi.....L.....	24-121	
	10/23/05	Jones, vs. BAL.....W.....	25-139	9/17/50	Gulyanics, vs. Rams.....W.....	26-121	
	9/18/05	Jones, vs. DET.....W.....	20-139	107.	12/1/13	Forté, at MIN.....L+	23-120
	11/27/88	Anderson, vs. GB.....W.....	17-139	11/13/05	Peterson, vs. SF.....W.....	24-120	



CHICAGO BEARS ALL-TIME 100-YARD RUSHING GAMES

9/28/97	Harris, at DAL.....L.....	29-120	10/21/79	Payton, at MIN.....L.....	23-111
9/8/85	Payton, vs. TB.....W.....	17-120	11/22/59	Casares, at DET.....W.....	21-111
12/17/67	Sayers, at ATL.....W.....	19-120	11/12/39	Osmanski, at DET.....W.....	18-111
112. 12/17/89	Anderson, vs. GB.....L.....	12-119	166. 12/29/13	Forté, vs. GB.....L.....	22-110
11/12/50	Hunsinger, vs. Yanks.....W.....	14-119	10/8/06	Jones, vs. BUF.....W.....	21-110
10/15/39	Osmanski, vs. Chi.....W.....	15-119	11/7/04	Thomas, at TEN.....W.....	28-110
115. 11/3/96	Harris, vs. TB.....W.....	19-118	9/26/04	Jones, at MIN.....L.....	22-110
10/27/85	Payton, vs. MIN.....W.....	19-118	9/29/03	Thomas, vs. GB.....L.....	13-110
12/5/65	Sayers, at BAL.....W.....	16-118	9/16/84	Payton, at GB.....W.....	27-110
118. 11/16/14	Forté, vs. MIN.....W.....	26-117	11/28/76	Payton, at GB.....W.....	27-110
11/28/10	Forté, vs. PHI.....W.....	14-117	10/19/75	Adamle, at PIT.....L.....	17-110
9/20/87	Anderson, vs. TB.....W.....	16-117	174. 12/31/06	Benson, vs. GB.....L.....	13-109
11/25/84	Payton, at MIN.....W.....	23-117	12/26/04	Jones, at DET.....L.....	22-109
10/15/72	Douglass, at CLE.....W.....	11-117	10/22/95	Salaam, vs. HOU.....W.....	29-109
11/26/67	Sayers, vs. GB.....L.....	18-117	1/2/83	Payton, at TB.....L+.....	26-109
12/9/56	Casares, vs. Chi.....W.....	25-117	11/5/78	Payton, vs. SEA.....L.....	18-109
11/18/51	Dottley, vs. GB.....W.....	17-117	11/14/76	Payton, vs. GB.....W.....	18-109
126. 10/10/11	Forté, at DET.....L.....	22-116	10/26/69	Sayers, vs. Rams.....L.....	15-109
11/23/97	Harris, vs. TB.....W.....	33-116	181. 12/11/11	Barber, at DEN.....L+.....	27-108
9/24/89	Anderson, at DET.....W.....	16-116	1/2/05	Jones, vs. GB.....L.....	26-108
9/23/84	Payton, at SEA.....L.....	24-116	10/5/86	Payton, vs. MIN.....W.....	26-108
11/2/69	Sayers, at MIN.....L.....	20-116	9/29/68	Sayers, at MIN.....W.....	16-108
11/24/57	Casares, at DET.....W.....	28-116	11/11/56	Hoffman, vs. GB.....W.....	18-108
11/4/45	Margarita, vs. GB.....W.....	16-116	10/28/56	Jeter, at SF.....W.....	16-108
133. 12/8/96	Salaam, vs. STL.....W.....	19-115	187. 10/7/12	Forté, at JAX.....W.....	22-107
12/9/79	Payton, at GB.....W.....	25-115	11/25/01	Allen, at MIN.....W.....	27-107
11/6/55	Watkins, vs. GB.....W.....	14-115	11/10/85	Payton, vs. DET.....W.....	26-107
11/6/55	Casares, vs. GB.....W.....	16-115	10/25/81	Payton, vs. SD.....W+.....	36-107
137. 10/26/14	Forté, at NE.....L.....	19-114	11/9/80	Payton, vs. WAS.....W.....	17-107
10/16/60	Morris, vs. SF.....W.....	7-114	192. 9/25/05	Jones, vs. CIN.....L.....	27-106
10/21/34	Feathers, vs. Reds.....W.....	7-114	10/27/97	Harris, at MIA.....W.....	25-106
140. 12/26/10	Forté, vs. NYJ.....W.....	19-113	9/8/96	Green, at WAS.....L.....	20-106
11/12/06	Jones, at NYG.....W.....	30-113	11/20/83	Payton, at TB.....W.....	22-106
9/7/86	Payton, vs. CLE.....W.....	22-113	10/9/66	Sayers, vs. BAL.....W.....	18-106
11/4/79	Payton, vs. DET.....W.....	22-113	197. 12/25/05	Jones, at GB.....W.....	25-105
9/17/72	Harrison, vs. ATL.....L.....	20-113	10/8/95	Salaam, vs. CAR.....W.....	28-105
12/12/65	Sayers, vs. SF.....W.....	9-113	12/10/95	Salaam, at CIN.....L.....	22-105
11/28/65	Sayers, vs. NYG.....W.....	13-113	9/25/88	Anderson, at GB.....W.....	20-105
11/9/58	Casares, at GB.....W.....	15-113	11/15/81	Payton, at GB.....L.....	22-105
11/2/58	Casares, at Rams.....L.....	23-113	11/26/78	Payton, vs. TB.....W.....	27-105
149. 11/10/96	Harris, at DEN.....L.....	23-112	11/16/75	Payton, at SF.....L.....	23-105
10/21/85	Payton, vs. GB.....W.....	25-112	10/6/68	Sayers, at BAL.....L.....	15-105
11/20/83	Suhey, at TB.....W.....	19-112	9/15/68	Sayers, vs. WAS.....L.....	15-105
12/6/81	Payton, vs. MIN.....W.....	33-112	10/28/51	Dottley, at DET.....W.....	17-105
12/1/68	Piccolo, at NO.....W.....	21-112	11/25/45	McAfee, vs. PIT.....W.....	5-105
11/9/69	Sayers, vs. PIT.....W.....	28-112	208. 9/26/93	Anderson, vs. TB.....W.....	28-104
10/14/56	Casares, vs. SF.....W.....	21-112	12/26/82	Payton, at Rams.....W.....	20-104
10/21/51	Dottley, vs. SF.....W.....	16-112	10/3/76	Payton, vs. WAS.....W.....	18-104
157. 10/29/06	Jones, vs. SF.....W.....	23-111	11/18/56	Casares, vs. Rams.....W.....	27-104
11/2/03	Thomas, vs. SD.....W.....	31-111	212. 12/30/12	Forté, at DET.....W.....	24-103
9/22/02	Thomas, vs. NO.....L.....	27-111	11/4/12	Forté, at TEN.....W.....	12-103
11/18/90	Anderson, at DEN.....W+.....	28-111	9/4/83	Payton, vs. ATL.....L.....	20-103
12/8/85	Payton, vs. IND.....W.....	26-111	10/23/72	Harrison, vs. MIN.....W.....	31-103
11/4/84	Payton, vs. LARaid.....W.....	27-111	216. 12/9/13	Forté, vs. DAL.....W.....	20-102

ALL-TIME 100-YARD RUSHING GAMES

12/23/07	Peterson, vs. GB.....W.....	30-102	10/19/80	Payton, vs. DET.....W.....	27-101
11/10/85	Suhey, vs. DET.....W.....	16-102	9/3/78	Payton, vs. STL.....W.....	26-101
11/24/85	Payton, vs. ATL.....W.....	20-102	12/4/77	Payton, at TB.....W.....	33-101
10/9/83	Payton, vs. MIN.....L.....	20-102	10/21/74	Garrett, vs. GB.....W.....	23-101
10/12/80	Payton, at MIN.....L.....	23-102	11/29/42	Famiglietti, vs. CRams.....W.....	12-101
12/7/58	Casares, vs. Chi.....W.....	22-102	10/10/34	Feathers, at PIT.....W.....	8-101
10/22/39	Maniaci, at NYG.....L.....	15-102	236. 10/9/94	Tillman, vs. NO.....W.....	23-100
224. 1/3/10	Forté, at DET.....W.....	23-101	12/16/90	Anderson, at DET.....L.....	22-100
9/16/07	Benson, vs. KC.....W.....	24-101	11/19/89	Anderson, vs. TB.....L.....	15-100
10/12/97	Harris, vs. GB.....L.....	27-101	10/14/84	Payton, at STL.....L.....	23-100
11/17/91	Muster, at IND.....W.....	15-101	11/4/73	Douglass, at GB.....W.....	19-100
9/9/90	Anderson, vs. SEA.....W.....	20-101	11/20/49	Hoffman, at WAS.....W.....	15-100
12/11/83	Suhey, at MIN.....W.....	17-101	+ Overtime game		

42 rushers in 237 games*

241 total 100-yard games
(four games -see below- have
had multiple 100-yard rushers)

10 games have gone into overtime;
two have ended in a tie (before OT
was adopted).

TOTAL: 168-62-2 (.728)

At home: 105-24-2 (.815)

On the road: 63-38-0 (.624)

TWO 100-YARD RUSHERS:

11/6/55 vs. GB -- Casares, Watkins (W)
11/26/78 vs. TB -- Payton, Harper (W)
11/20/83 at TB -- Payton, Suhey (W)
11/10/85 vs. DET -- Payton, Suhey (W)

BY MONTH:*

September	26-16-0 (.619)
October	43-21-0 (.672)
November	59-12-1 (.826)
December	37-15-1 (.708)
January	2-2-0 (.500)

100-YARD PLAYOFF GAMES:

123 -- Jones, vs. NO, 1/21/07
119 -- McAfee, vs. GB, 12/14/41
112 -- Jones, vs. IND, 2/4/07
109 -- Osmanski, at WAS, 12/8/40
104 -- Payton, at WAS, 12/30/84
102 -- Anderson, vs. NO, 1/6/91

ON THE ROAD:*(five games min.)

at Green Bay	13-3 (.813)
at San Francisco	4-1 (.800)
at Tampa Bay	5-1 (.833)
at Detroit	9-3 (.750)
at Minnesota	4-9 (.308)

*Does not include post-season

BY RUSHER:*

Adamle, Mike	0-1
Allen, James	2-1
Anderson, Neal	10-4
Barber, Marion	0-1
Bell, Kahlil	0-1
Benson, Cedric	1-1
Casares, Rick	12-1
Dottley, John	3-1
Douglass, Bobby	2-1
Famiglietti, Gary	1-0
Feathers, Beattie	5-0
Forsey, Brock	1-0
Forté, Matt	18-6
Galimore, Willie	2-0
Garrett, Carl	1-0
Green, Robert	0-1
Grygo, Al	1-0
Gulyanics, George	1-0
Harper, Roland	1-0
Harris, Raymont	4-4
Harrison, Jim	1-1
Hoffman, John	2-1
Hunsinger, Chuck	1-0
Jeter, Perry	1-0
Jones, Thomas	8-5
Maniaci, Joe	1-1
Marconi, Joe	1-0
Margarita, Bob	2-0
McAfee, George	1-0
Morris, Johnny	1-0
Muster, Brad	1-0
Nagurski, Bronko	1-0
Osmanski, Bill	2-0
Payton, Walter	53-24
Peterson, Adrian	2-0
Piccolo, Brian	1-0
Salaam, Rashaan	5-1
Sayers, Gale	12-6-2
Suhey, Matt	3-0
Thomas, Anthony	8-2
Tillman, Lewis	2-0
Watkins, Bobby	1-0

BY TEAM:*

Arizona Cardinals	1-0
St. Louis Cardinals	2-1
Chicago Cardinals	3-1
Pittsburgh-Chi.Cards	1-0
Atlanta Falcons	3-2
Baltimore Ravens	2-0
Brooklyn Dodgers	1-0
Buffalo Bills	2-0
Carolina Panthers	3-0
Cincinnati Bengals	2-2
Cincinnati Reds	2-0
Cleveland Browns	3-2
Dallas Cowboys	2-4
Denver Broncos	2-3
Detroit Lions	21-4-1
Portsmouth Spartans	1-0
Green Bay Packers	28-13
Indianapolis Colts	3-0
Baltimore Colts	3-1
Jacksonville Jaguars	2-0
Kansas City Chiefs	2-0
Miami Dolphins	2-1
Minnesota Vikings	13-10-1
New England Patriot	0-1
New Orleans Saints	5-3
New York Giants	2-1
New York Jets	2-1
New York Yanks	1-0
Oakland Raiders	1-2
LA Raiders	1-0
Philadelphia Eagles	5-0
Pittsburgh Steelers	3-1
Pittsburgh Pirates	1-0
St. Louis Rams	2-0
Los Angeles Rams	6-3
Cleveland Rams	2-0
San Diego Chargers	2-0
San Francisco 49ers	11-2
Seattle Seahawks	2-2
Tampa Bay Buccaneers	14-2
Tennessee Titans	2-0
Houston Oilers	1-0
Washington Redskins	4-2



CHICAGO BEARS ALL-TIME 100-YARD RECEIVING GAMES

1.	12/1/13	Jeffery, at MIN	L+	12-249		9/24/95	Graham, at STL	L	6-145
2.	10/6/13	Jeffery, vs. NO	L	10-218	55.	10/7/12	Marshall, at JAX	W	12-144
3.	10/31/54	Hill, at SF	W	7-214		12/5/54	Dooley, at Chi	W	5-144
4.	11/18/62	J. Morris, at DAL	W	10-201		10/10/54	Hill, vs. BAL	W	3-144
5.	9/8/02	Booker, vs. MIN	W	8-198		10/12/47	Kavanaugh, vs. PHI	W	2-144
	10/21/56	Hill, vs. BAL	W	9-198	59.	12/26/99	Engram, at STL	L	13-143
7.	11/25/56	Hill, at NYG	T	7-195	60.	10/11/98	Engram, at ARZ	L	5-142
8.	10/23/49	Keane, at NYG	L	14-193		10/10/77	Scott, vs. Rams	W	2-142
9.	11/12/61	Ditka, vs. GB	L	9-190		12/13/70	Farmer, vs. GB	W	9-142
10.	11/8/64	J. Morris, vs. BAL	L	10-183		10/28/56	Hill, at SF	W	7-142
11.	11/19/67	Gordon, vs. STL	W	4-178	64.	10/7/02	Booker, vs. GB	L	12-141
12.	10/29/50	Kavanaugh, at NYG	L	8-177		10/29/72	Farmer, at STL	W	5-141
13.	10/19/81	M. Anderson, at DET	L	6-176		10/13/46	McLean, vs. Rams	T	6-141
14.	9/28/86	Gault, at CIN	W	7-174	67.	12/6/98	Engram, at MIN	L	9-140
	12/11/49	Hoffman, vs. Chi	W	8-174		10/4/81	Margerum, at MIN	L	10-140
16.	12/15/63	J. Morris, at DET	W	8-171		10/19/80	Scott, vs. DET	W	3-140
17.	12/19/99	Robinson, vs. DET	W	11-170		9/26/54	Hill, at DET	L	4-140
18.	10/25/64	Ditka, at WAS	L	13-168	71.	11/10/13	Marshall, vs. DET	L	7-139
19.	12/2/12	Marshall, vs. SEA	L+	10-165		10/10/71	Gordon, vs. NO	W	8-139
	11/18/01	Booker, at TB	W	7-165	73.	10/1/12	Marshall, at DAL	W	7-138
21.	11/27/97	Proehl, at DET	L	4-164		11/18/45	Kavanaugh, vs. DET	L	6-138
	10/25/53	Dooley, at Rams	L	6-164	75.	10/22/95	Graham, vs. HOU	W	9-137
23.	11/20/60	Dewveall, vs. DET	W	6-163		12/11/49	Kavanaugh, vs. Chi	W	6-137
	11/21/99	Robinson, at SD	W	6-163	77.	10/12/14	Jeffery, at ATL	W	5-136
25.	12/14/47	Keane, vs. Chi	L	7-161		10/17/99	Robinson, vs. PHI	L	4-136
	10/31/99	Robinson, at WAS	L	9-161		10/23/94	Graham, at DET	L	7-136
27.	12/9/12	Marshall, at MIN	L	10-160		12/23/91	Davis, at SF	L	6-136
28.	11/15/70	Gordon, at GB	L	5-158	81.	11/16/14	Jeffery, vs. MIN	W	11-135
29.	11/24/02	Booker, vs. DET	W	10-157		9/20/64	J. Morris, at MIN	W	10-135
	10/5/86	Ortego, vs. MIN	W	6-157	83.	9/28/14	Bennett, vs. GB	L	9-134
	12/7/47	McAfee, vs. Rams	L	9-157		11/14/99	Booker, vs. MIN	L	7-134
32.	12/9/62	Ditka, vs. Rams	W	6-155	85.	11/16/87	Gault, at DEN	L	5-133
33.	11/27/94	Graham, at ARZ	W+	8-154		9/19/85	McKinnon, at MIN	W	4-133
34.	11/9/15	Jeffery, at SD	W	10-151		11/18/62	Ditka, at DAL	W	7-133
	9/12/10	Forté, vs. DET	W	7-151		10/17/54	Dooley, vs. SF	L	6-133
	10/30/55	Hill, at Rams	W	8-151	89.	11/9/97	Proehl, at MIN	L	9-132
37.	12/28/09	Aromashodu, vs. MIN	W+	7-150		10/14/62	Ditka, vs. SF	L	8-132
	12/16/51	Schroeder, vs. Chi	L	4-150	91.	9/25/83	Gault, at BAL	L+	5-130
39.	10/15/61	Galimore, vs. BAL	W	7-149		9/23/61	Ditka, at Rams	W	5-130
40.	11/14/99	Robinson, vs. MIN	L	7-148	93.	12/4/83	Gault, at GB	L	4-129
	9/12/94	Conway, at PHI	L	7-148		10/1/50	Keane, at GB	L	8-129
	11/23/52	Stone, vs. DET	W	4-148		11/2/47	Kavanaugh, at Bos	W	8-129
43.	10/18/15	Jeffery, at DET	L+	8-147	96.	12/19/71	Farmer, vs. MIN	L	7-128
	11/11/79	Watts, vs. Rams	W	6-147		11/25/62	Coia, at BAL	W	6-128
	10/25/70	Farmer, vs. DET	L	6-147	98.	10/16/49	Keane, vs. PHI	W	8-127
	12/15/68	Gordon, vs. GB	L	6-147	99.	9/12/04	Terrell, vs. DET	L	5-126
	10/11/64	J. Morris, vs. Rams	W	11-147		10/1/00	Robinson, at GB	W	2-126
	10/11/59	Hill, vs. Rams	L	5-147		9/22/96	Conway, at DET	L	8-126
49.	9/19/85	Gault, at MIN	W	6-146		11/12/95	Conway, at GB	L	6-126
	11/24/63	Ditka, at PIT	T	7-146		12/7/80	Watts, vs. GB	W	4-126
	11/10/46	Kavanaugh, at Rams	W	6-146		10/4/42	McLean, at CRams	W	5-126
	11/12/44	McLean, vs. Bos	W	5-146	105.	12/17/06	Clark, vs. TB	W+	7-125
53.	11/27/11	Knox, at OAK	L	4-145	106.	9/21/08	Lloyd, vs. TB	L+	6-124

ALL-TIME 100-YARD RECEIVING GAMES

	9/22/63	Ditka, at MIN.....W.....	8-124		9/15/13	Marshall, vs. MIN.....W.....	7-113
	10/9/60	J. Morris, vs. Rams.....W.....	3-124		10/8/78	Scott, at GB.....L.....	9-113
109.	11/12/06	Muhammad, at NYG.....W.....	7-123		10/2/77	Rather, vs. NO.....L.....	6-113
	9/27/98	Engram, vs. MIN.....L.....	6-123		12/12/65	Jones, vs. SF.....W.....	3-113
	12/7/75	Rather, vs. DET.....W.....	4-123		11/13/55	Hill, vs. Rams.....W.....	3-113
	11/14/65	J. Morris, vs. STL.....W.....	5-123		10/3/43	Geyer, at DET.....W.....	3-113
	11/19/61	J. Morris, at SF.....L.....	4-123	166.	11/9/14	Marshall, at GB.....L.....	8-112
	11/23/58	McColl, at DET.....W.....	6-123		9/29/74	Wade, at MIN.....L.....	6-112
115.	11/4/12	Marshall, at TEN.....W.....	9-122		12/2/62	J. Morris, vs. NYG.....L.....	6-112
	10/14/62	J. Morris, vs. SF.....L.....	4-122	169.	12/8/96	Timpson, vs. STL.....W.....	6-111
	10/19/47	Keane, vs. DET.....W.....	6-122		10/13/96	Conway, at NO.....L.....	7-111
118.	11/21/99	Engram, at SD.....W.....	8-121		11/5/95	Graham, vs. PIT.....L.....	5-111
	11/18/56	Hill, vs. Rams.....W.....	5-121		10/22/95	Conway, vs. HOU.....W.....	3-111
	11/11/56	Hill, vs. GB.....W.....	4-121		11/3/57	Hill, at Rams.....W.....	4-111
121.	10/17/10	Knox, vs. SEA.....L.....	5-120	174.	9/3/95	Conway, vs. MIN.....W.....	5-110
	11/12/09	Forté, at SF.....L.....	8-120		10/15/89	Gentry, vs. HOU.....L.....	6-110
	12/22/96	Conway, at TB.....L.....	9-120		10/13/63	Ditka, at Rams.....W.....	9-110
	10/8/61	Ditka, at DET.....W.....	5-120		11/7/54	Hoffman, vs. GB.....W.....	9-110
125.	9/9/12	Marshall, vs. IND.....W.....	9-119		10/24/54	McColl, at Rams.....L.....	8-110
	10/29/78	Payton, vs. DET.....L.....	7-119		11/19/39	Manske, vs. PHI.....W.....	2-110
	12/20/70	Gordon, at NO.....W.....	9-119	180.	11/15/15	Langford, at STL.....W.....	7-109
	12/13/53	Dooley, vs. Chi.....L.....	8-119		11/27/14	Bennett, at DET.....L.....	8-109
129.	9/24/06	Muhammad, at MIN.....W.....	9-118		12/30/12	E. Bennett, at DET.....W.....	5-109
	11/16/97	Proehl, vs. NYJ.....L.....	11-118		12/14/97	Conway, at STL.....W.....	7-109
	11/29/42	Pool, vs. CRams.....W.....	2-118		11/19/95	Graham, vs. DET.....L.....	5-109
132.	11/24/13	Marshall, vs. STL.....L.....	10-117		10/4/64	J. Morris, at SF.....L.....	7-109
	9/18/11	Forté, at NO.....L.....	10-117		11/28/54	Hill, vs. Rams.....W.....	6-109
	12/5/54	Hill, at Chi.....W.....	6-117		11/29/42	McLean, vs. CRams.....W.....	4-109
	11/14/54	Hill, vs. CLE.....L.....	3-117	188.	10/1/06	Berrian, vs. SEA.....W.....	3-108
	12/13/53	Hensley, vs. Chi.....L.....	4-117		11/12/95	Graham, at GB.....L.....	7-108
	10/23/38	Manske, vs. CRams.....L.....	6-117		12/6/69	Gordon, at SF.....L.....	10-108
138.	11/1/15	Jeffery, vs. MIN.....L.....	10-116	191.	12/13/15	Jeffery, vs. WAS.....L.....	6-107
	10/3/04	Terrell, vs. PHI.....L.....	9-116		11/15/15	Miller, at STL.....W.....	5-107
	11/13/88	Gentry, at WAS.....W.....	5-116		11/4/13	Marshall, at GB.....W.....	7-107
	11/9/86	Gault, at TB.....W.....	4-116		9/29/13	Jeffery, at DET.....L.....	5-107
	9/15/74	Wade, vs. DET.....W.....	2-116		11/11/12	Marshall, vs. HOU.....L.....	8-107
	9/25/65	J. Morris, at Rams.....L.....	7-116		12/30/01	Bates, at DET.....W.....	4-107
	10/17/54	Hill, vs. SF.....L.....	4-116		9/3/95	Graham, vs. MIN.....W.....	8-107
145.	12/7/03	Booker, at GB.....L.....	5-115		9/28/81	Payton, vs. Rams.....L.....	4-107
	12/30/01	Booker, at DET.....W.....	9-115		11/24/77	Payton, at DET.....W.....	4-107
	12/7/97	Conway, vs. BUF.....W.....	7-115		11/22/70	Gordon, vs. BUF.....W.....	6-107
	9/11/83	Payton, vs. TB.....W.....	6-115		11/15/64	J. Morris, at Rams.....W.....	9-107
	9/26/71	Gordon, at MIN.....W.....	10-115		10/20/63	J. Morris, at SF.....L.....	6-107
	10/9/60	Dewveall, vs. Rams.....W.....	6-115		10/22/61	Ditka, vs. SF.....W.....	4-107
	10/19/52	Schroeder, vs. SF.....L.....	4-115		9/25/55	Hill, at BAL.....L.....	5-107
	11/20/49	Kavanaugh, at WAS.....W.....	4-115	205.	11/24/02	White, vs. DET.....W.....	8-106
	12/5/37	McDonald, vs. Chi.....W.....	6-115		10/4/98	Penn, vs. DET.....W.....	6-106
154.	11/10/13	Jeffery, vs. DET.....L.....	9-114		11/22/92	Davis, vs. GB.....L.....	8-106
	10/7/01	Robinson, at ATL.....W.....	9-114		10/6/91	R. Morris, vs. WAS.....L.....	5-106
	10/18/92	Waddle, vs. TB.....W.....	3-114		12/19/88	McKinnon, at MIN.....L.....	4-106
	10/6/85	Moorehead, at TB.....W.....	8-114		11/27/80	Scott, at DET.....W+	6-106
	10/13/74	Rather, at ATL.....L.....	6-114		12/5/76	Scott, at SEA.....W.....	3-106
159.	10/12/14	Marshall, at ATL.....W.....	6-113		9/27/64	Ditka, at BAL.....L.....	6-106



CHICAGO BEARS ALL-TIME 100-YARD RECEIVING GAMES

9/28/52	Schroeder, at GB.....W.....	7-106	11/18/07	Berrian, at SEA.....L.....	9-102
9/22/40	Swisher, at GB.....W.....	2-106	9/10/06	Muhammad, at GB.....W.....	6-102
215. 10/5/14	Forté, at CAR.....L.....	12-105	12/17/95	Graham, vs. TB.....W.....	5-102
9/22/14	Jeffery, at NYJ.....W.....	8-105	9/23/91	Waddle, vs. NYJ.....W+.....	8-102
10/20/13	Jeffery, at WAS.....L.....	4-105	11/8/87	N. Anderson, at GB.....W.....	5-102
11/11/90	Davis, vs. ATL.....W.....	5-105	12/26/82	Payton, at Rams.....W.....	5-102
10/22/78	Scott, at TB.....L.....	5-105	12/17/61	Ditka, vs. MIN.....W.....	8-102
12/3/67	Gordon, at SF.....W.....	7-105	10/27/57	Hill, at SF.....L.....	5-102
10/8/61	Farrington, at DET.....W.....	2-105	9/30/56	Hill, at BAL.....L.....	4-102
11/29/59	Dewveall, at Chi.....W.....	3-105	10/26/47	Keane, at WAS.....W.....	9-102
223. 9/8/13	Marshall, vs. CIN.....W.....	8-104	246. 10/25/09	Hester, at CIN.....L.....	8-101
12/5/10	E. Bennett, at DET.....W.....	7-104	10/6/96	Conway, vs GB.....L.....	9-101
11/26/06	Berrian, at NE.....L.....	5-104	12/11/60	Dooley, at CLE.....L.....	7-101
9/21/80	Watts, vs. MIN.....L.....	2-104	249. 12/9/13	Marshall, vs. DAL.....W.....	6-100
10/21/79	Baschnagel, at MIN.....L.....	4-104	11/30/03	Gage, vs. ARI.....W.....	4-100
10/3/65	Sayers, at GB.....L.....	5-104	12/10/00	Kennison, vs. NE.....W.....	8-100
12/4/60	Coia, at GB.....L.....	3-104	10/27/97	Conway, at MIA.....W.....	6-100
11/25/45	Margarita, vs. PIT.....W.....	6-104	11/29/92	Waddle, at CLE.....L.....	4-100
231. 10/3/99	Conway, vs. NO.....W.....	8-103	12/6/69	Wallace, at SF.....L.....	10-100
9/18/83	Gault, at NO.....L+.....	4-103	11/26/64	J. Morris, at DET.....W.....	7-100
12/16/79	Watts, vs. STL.....W.....	6-103	10/21/62	Ditka, vs. BAL.....W.....	4-100
11/9/47	Kavanaugh, vs. GB.....W.....	4-103	11/24/40	Kavanaugh, vs. CRams....W.....	3-100
235. 11/22/15	Wilson, vs. DEN.....L.....	4-102			

+Overtime game

TOP INDIVIDUAL PRO BOWL SELECTIONS

Listed below are all Bears players who have earned at least two Pro Bowl selections. If there are two numbers listed, the first number is number of selections with Chicago, the second is overall Pro Bowl honors.

Name, Pos	Pro Bowls	Name, Pos	Pro Bowls	Name, Pos	Pro Bowls
Mike Singletary, LB	10	Dan Hampton, DE/DT	4	Gary Fencik, S	2
Walter Payton, RB	9	Richie Petitbon, DB	4	Matt Forté, RB	2
Doug Atkins, DE	8	Ed Sprinkle, DE	4	Dick Gordon, WR	2
Dick Butkus, LB	8	Fred Williams, DT	4	Jack Hoffman, E	2
Bill George, LB	8	Julius Peppers, DE	3 8	Johnny Lujack, QB	2
Brian Urlacher, LB	8	Dick Barwegan, G	3 4	Brandon Marshall, WR	2 5
Lance Briggs, LB	7	Mark Carrier, S	3	Steve McMichael, DT	2
Jay Hilgenberg, C	7	Wally Chambers, DT	3	Johnny Morris, FL	2
Stan Jones, G	7	Tommie Harris, DT	3	Charles Tillman, CB	2
Olin Kreutz, C	6	Devin Hester, KR	3	Bulldog Turner, C/LB	2
Rick Casares, RB	5	Harlon Hill, WR	3	Roosevelt Taylor, DB	2
Mike Ditka, TE	5	Kyle Long, G/T	3	Tim Jennings, CB	2
Joe Fortunato, LB	5	Brendon Ayanbadejo, ST	2 3	Ruben Brown, G	1 9
Gale Sayers, RB	5	Wilber Marshall, LB	2 3	Erich Barnes, DB	1 6
Neal Anderson, RB	4	Mark Bortz, G	2	Ted Washington, DT	1 4
George Connor, T/LB	4	Ray Bray, G	2	Glyn Milburn, KR	1 2
Richard Dent, DE	4	Ed Brown, QB	2	Bill Wade, QB	1 2
Dave Duerson, S	4	Jim Covert, T	2	Larry Whigham, S	1 2

ALL-TIME 100-YARD RECEIVING GAMES

73 receivers in 236 games*

257 total 100-yard games

(21 games -see below- have had multiple 100-yard receivers)

11 games have gone into overtime; three have ended in a tie (before OT was adopted).

TOTAL: 126-106-3 (.538)

At home: 66-43-1 (.605)

On the road: 60-63-2 (.488)

TWO 100-YARD RECEIVERS:

11/29/42 vs. ClevR -- McLean, Pool (W)
 12/11/49 vs. Chi -- Hoffman, Kavanaugh (W)
 12/13/53 vs. Chi -- Dooley, Hensley (L)
 10/17/54 vs. SF -- Dooley, Hill (L)
 12/5/54 at Chi -- Dooley, Hill (W)
 10/9/60 vs. Rams -- Dewveall, Morris (W)
 10/8/61 at DET -- Ditka, Farrington (W)
 10/14/62 vs. SF -- Ditka, Morris (L)
 11/18/62 at DAL -- Ditka, Morris (W)
 12/6/69 at SF -- Gordon, Wallace (L)
 9/19/85 at MIN -- Gault, McKinnon (W)
 9/3/95 vs. MIN -- Conway, Graham (W)
 10/22/95 vs. HOU -- Conway, Graham (W)
 11/12/95 at GB -- Conway, Graham (L)
 11/14/99 vs. MIN -- Booker, Robinson (L)
 11/21/99 at SD -- Ingram, Robinson (W)
 12/30/01 at DET -- Booker, Bates (W)
 11/24/02 vs. Det -- Booker, White (W)
 11/10/13 vs. DET -- Marshall, Jeffery (L)
 10/12/14 at ATL -- Marshall, Jeffery (W)
 11/15/15 at STL -- Langford, Miller (W)

BY MONTH:

September 19-19-0 (.500)
 October 33-40-1 (.453)
 November 43-26-2 (.620)
 December 26-19-0 (.578)

100-YARD PLAYOFF GAMES:

129 – Gault, vs. NE, 1/26/86
 122 – Magnani, vs. WAS, 12/26/43
 113 – Olsen, vs. SEA, 1/16/11
 108 – McKinnon, vs. PHI, 12/31/88
 105 – Berrian, vs. SEA, 1/14/07
 104 – Waddle, vs. DAL, 12/29/91

ON THE ROAD: (five games min.)

at Green Bay 6-11 (.353)
 at Detroit 12-8 (.600)
 at Minnesota 6-7 (.462)
 at LA Rams 7-3 (.700)

BY RECEIVER:*

Anderson, Marcus, WR 0-1
 Anderson, Neal, RB 1-0
 Aromashodu, Devin, WR 1-0
 Baschnagel, Brian, WR 0-1
 Bates, D'Wayne, WR 1-0
 Bennett, Earl, WR 2-0
 Bennett, Martellus, TE 0-2
 Berrian, Bernard, WR 1-2
 Booker, Marty, WR 4-3
 Clark, Desmond, TE 1-0
 Coia, Angelo, HB 1-1
 Conway, Curtis, WR 6-6
 Davis, Wendell, WR 1-2
 Dewveall, Willard, E 3-0
 Ditka, Mike, TE 9-4-1
 Dooley, Jim, E 1-4
 Ingram, Bobby, WR 1-4
 Farmer, George, WR 2-2
 Farrington, John, E 1-0
 Forté, Matt, RB 1-3
 Gage, Justin, WR 1-0
 Galimore, Willie, HB 1-0
 Gault, Willie, WR 3-4
 Gentry, Dennis, WR 1-1
 Geyer, Bill, HB 1-0
 Gordon, Dick, WR 6-3
 Graham, Jeff, WR 4-5
 Hensley, Dick, E 0-1
 Hester, Devin, WR 0-1
 Hill, Harlon, E 11-7-1
 Hoffman, John, E 2-0
 Jeffery, Alshon, WR 4-8
 Jones, Jimmy, E 1-0
 Kavanaugh, Ken, E 7-2
 Keane, Jim, E 3-3
 Kennison, Eddie, WR 1-0
 Knox, Johnny, WR 0-2
 Langford, Jeremy, RB 1-0
 Lloyd, Brandon, WR 0-1
 Manske, Edgar "Eggs", E 1-1
 Margarita, Bob, HB 1-0
 Margerum, Ken, WR 0-1
 Marshall, Brandon, WR 9-6
 McAfee, George, HB 0-1
 McColl, Bill, E 1-1
 McDonald, Lester, E 1-0
 McKinnon, Dennis, WR 1-1
 McLean, Ray, HB 3-0-1
 Miller, Zach, TE 1-0
 Moorehead, Emery, TE 1-0
 Morris, Johnny, WR 8-7
 Morris, Ron, WR 0-1
 Muhammad, Muhsin, WR 3-0
 Ortego, Keith, WR 1-0
 Payton, Walter, RB 3-2
 Penn, Chris, WR 1-0
 Pool, Hampton, E 1-0

Proehl, Ricky, WR 0-3
 Rather, Bo, WR 1-2
 Robinson, Marcus, WR 4-3
 Sayers, Gale, RB 0-1
 Schroeder, Gene, E 1-2
 Scott, James, WR 4-2
 Stone, Billy, HB 1-0
 Swisher, Bob, HB 1-0
 Terrell, David, WR 0-2
 Timpson, Michael, WR 1-0
 Waddle, Tom, WR 2-1
 Wade, Charles, WR 1-1
 Wallace, Bob, E 0-1
 Watts, Rickey, WR 3-1
 White, Dez, WR 1-0
 Wilson, Marquess, WR 0-1

BY TEAM:*

Arizona Cardinals 2-1
 St. Louis Cardinals 4-0
 Chicago Cardinals 4-3
 Atlanta Falcons 3-1
 Baltimore Colts 5-5
 Boston Yanks 2-0
 Buffalo Bills 2-0
 Carolina Panthers 0-1
 Cincinnati Bengals 2-1
 Cleveland Browns 0-3
 Dallas Cowboys 3-0
 Denver Broncos 0-2
 Detroit Lions 20-14
 Green Bay Packers 11-15
 Houston Texans 0-1
 Houston Oilers 1-1
 Indianapolis Colts 1-0
 Jacksonville Jaguars 1-0
 Miami Dolphins 1-0
 Minnesota Vikings 12-13
 New England Patriots 1-1
 New Orleans Saints 3-5
 New York Giants 1-3-1
 New York Jets 2-1
 Oakland Raiders 0-1
 Philadelphia Eagles 3-3
 Pittsburgh Steelers 1-1-1
 St. Louis Rams 3-3
 Los Angeles Rams 15-6-1
 Cleveland Rams 3-1
 San Diego Chargers 2-0
 San Francisco 49ers 5-10
 Seattle Seahawks 2-3
 Tampa Bay Buccaneers 7-3
 Tennessee Titans 1-0
 Washington Redskins 3-5

*Does not include post-season



CHICAGO BEARS ALL-TIME 300-YARD PASSING GAMES

1.	12/11/49	Lujack, vs. Chi.....	W	39-24-468	35.	10/5/08	Orton, at DET	W	34-24-334
2.	11/18/62	Wade, at DAL	W	46-28-466		10/25/53	Blanda, at Rams	L	47-23-334
3.	11/14/43	Luckman, at NYG	W	32-21-433	37.	9/9/12	Cutler, vs. IND.....	W	35-21-333
4.	11/14/99	Miller, vs. MIN	L+	48-34-422		10/9/60	Brown, vs. Rams	W	21-13-333
5.	10/12/14	Cutler, at ATL.....	W	38-26-381	39.	10/29/50	Lujack, at NY Yankees	L	39-20-331
	10/14/07	Griese, vs. MIN	L	45-26-381	40.	11/16/14	Cutler, vs. MIN	W	43-31-330
7.	9/12/10	Cutler, vs. DET.....	W	35-23-372		10/8/61	Wade, at DET	W	25-13-330
	9/27/98	Kramer, vs. MIN.....	L	39-25-372	42.	11/25/62	Wade, at BAL	W	32-23-328
9.	11/8/09	Cutler, vs. ARZ	L	47-29-369	43.	10/11/59	Brown, vs. Rams	L	29-14-323
10.	10/17/54	Blanda, vs. SF	L	47-21-359		11/19/61	Wade, at SF	L	34-18-323
11.	10/6/13	Cutler, vs. NO.....	L	33-24-358	45.	10/21/07	Griese, at PHI.....	W	41-27-322
12.	11/4/01	Matthews, vs. CLE	W+	50-30-357	46.	10/25/64	Wade, at WAS	L	57-33-321
	11/21/99	Miller, at SD.....	W+	38-25-357	47.	10/23/49	Lujack, at NYG	L	52-29-319
14.	10/14/62	Wade, vs. SF.....	L	34-18-356	48.	11/12/95	Kramer, at GB.....	L	38-23-318
15.	12/1/13	McCown, at MIN.....	L+	36-23-355		10/21/62	Wade, vs. BAL	W	26-13-318
	12/17/61	Wade, vs. MIN	W	34-23-355	50.	9/29/13	Cutler, at DET	L	47-27-317
17.	11/16/97	Kramer, vs. NYJ.....	L	60-32-354		9/24/95	Kramer, at STL.....	L	38-27-317
18.	10/18/15	Cutler, at DET+	L	41-26-353	52.	12/7/80	Evans, vs. GB	W	22-18-316
	10/7/02	Miller, vs. GB.....	L	49-27-353	53.	12/13/15	Cutler, vs. WAS	L	31-19-315
20.	11/24/13	McCown, at STL	L	47-36-352	54.	10/12/47	Luckman, vs. PHI.....	W	25-14-314
21.	9/7/14	Cutler, vs. BUF	L+	49-34-349	55.	9/11/11	Cutler, vs. ATL.....	W	32-22-312
	10/22/95	Kramer, vs. HOU.....	W	41-24-349	56.	11/16/87	McMahon, at DEN.....	L	34-21-311
23.	12/9/13	McCown, vs. DAL	W	36-27-348	57.	10/23/94	Kramer, at DET	L	48-29-309
24.	12/12/65	Bukich, vs. SF.....	W	32-16-347	58.	11/12/09	Cutler, at SF	L	52-29-307
25.	11/9/15	Cutler, at SD.....	W	40-27-345		10/4/81	Evans, at MIN	L	43-26-307
26.	10/27/97	Kramer, at MIA.....	W+	50-32-343	60.	12/13/53	Blanda, vs. Chi.....	L	37-20-306
27.	10/19/47	Luckman, vs. DET	W	26-18-342	61.	10/18/92	Harbaugh, vs. TB.....	W	26-13-304
28.	12/4/14	Cutler, vs. DAL.....	L	46-32-341	62.	12/6/98	Stenstrom, at MIN.....	L	42-25-303
	9/20/64	Wade, at MIN	W	31-23-341		9/23/91	Harbaugh, vs. NYJ.....	W+	42-28-303
30.	12/17/06	Grossman, vs. TB	W+	44-29-339	64.	9/25/11	Cutler, vs. GB	L	37-21-302
31.	10/24/54	Blanda, at Rams	L	46-28-338	65.	9/24/89	Tomczak, at DET.....	W	25-15-302
	12/13/70	Concannon, vs. GB	W	34-21-338	66.	12/6/69	Carter, at SF	L	49-31-301
33.	11/19/67	Concannon, vs. STL	W	24-11-336		12/19/99	McNown, vs. DET.....	W	36-27-301
	10/16/83	Evans, at DET	L	45-28-336	68.	10/18/09	Cutler, at ATL.....	L	43-27-300

+ Overtime game

300-YARD BREAKDOWN

QB **Jay Cutler** had three 300-yard passing games in 2015 to extend his franchise total in 300-yard passing games to 16.

MOST GAMES WITH 300+ PASSING YARDS

Bears Regular Season History

Player	Seasons	Total Gms	Games w/ 300+ Pass Yards (Team Record)
1. Jay Cutler	2009-15	97	16 (6-10)
2. Bill Wade	1961-66	59	9 (6-3)
3. Erik Kramer	1994-98	49	7 (2-5)
4. George Blanda	1949-58	116	4 (0-4)
5. Josh McCown	2011-13	11	3 (1-2)
Vince Evans	1977-83	56	3 (1-2)
Sid Luckman	1939-50	128	3 (3-0)
Jonny Lujack	1948-51	45	3 (1-2)
Jim Miller	1999-2002	33	3 (1-2)

ALL-TIME 300-YARD PASSING GAMES

68 300-yard passing games	Matthews, 11/4/01 vs. CLE (W)	Orton, Kyle	1-0
Nine games have gone into OT. None occurred in the playoffs.	Grossman, 12/17/06 vs. TB (W)	Stenstrom, Steve	0-1
TOTAL: 33-35 (.485)	Griese, 10/14/07 vs. MIN (L)	Tomczak, Mike	1-0
At home: 21-15 (.583)	Cutler, 11/8/09 vs. ARZ (L)	Wade, Bill	6-3
On the road: 12-20 (.375)	Cutler, 9/12/10 vs. DET (W)	BY TEAM:	
BY DECADE:	Cutler, 9/11/11 vs. ATL (W)	Arizona Cardinals	0-1
1940-49 4-1 (.800)	Cutler, 9/25/11 vs. GB (L)	St. Louis Cardinals	1-0
1950-59 0-6 (.000)	Cutler, 9/9/12 vs. IND (W)	Chicago Cardinals	1-1
1960-69 9-4 (.692)	Cutler, 10/6/13 vs. NO (L)	Atlanta Falcons	2-1
1970-79 1-0 (1.000)	McCown, 12/9/13 vs. DAL (W)	Baltimore Colts	2-0
1980-89 2-3 (.400)	Cutler, 9/7/14 vs. BUF (L)	Buffalo Bills	0-1
1990-99 6-7 (.462)	Cutler, 11/16/14 vs. MIN (W)	Cleveland Browns	1-0
2000-09 4-5 (.444)	Cutler, 12/4/14 vs. DAL (W)	Dallas Cowboys	2-1
2010-19 7-9 (.438)	Cutler, 12/13/15 vs. WAS (L)	Denver Broncos	0-1
BY MONTH:	BY QUARTERBACK:	Detroit Lions	6-4
September 6-5 (.545)	Blanda, George 0-4	Green Bay Packers	2-3
October 11-16 (.407)	Brown, Ed 1-1	Houston Oilers	1-0
November 8-8 (.500)	Bukich, Rudy 1-0	Indianapolis Colts	1-0
December 8-6 (.571)	Carter, Virgil 0-1	Miami Dolphins	1-0
18 games have been at Soldier Field:	Cutler, Jay 6-10	Minnesota Vikings	3-6
Evans, 12/7/80 vs. GB (W)	Concannon, Jack 2-0	New Orleans Saints	0-1
Harbaugh, 9/23/91 vs. NYJ (W)	Evans, Vince 1-2	New York Giants	1-1
Harbaugh, 10/18/92 vs. TB (W)	Griese, Brian 1-1	New York Jets	1-1
Kramer, 10/22/95 vs. HOU (W)	Grossman, Rex 1-0	New York Yanks	0-1
Kramer, 11/16/97 vs NYJ (L)	Harbaugh, Jim 2-0	Philadelphia Eagles	2-0
Kramer, 9/27/98 vs MIN (L)	Kramer, Erik 2-5	San Diego Chargers	2-0
Miller, 11/14/99 vs. MIN (L)	Luckman, Sid 3-0	San Francisco 49ers	1-5
McNown, 12/19/99 vs. DET (W)	Lujack, Johnny 1-2	St. Louis Rams	0-2
	Matthews, Shane 1-0	Los Angeles Rams	1-3
	McCown, Josh 1-2	Tampa Bay Buccaneers	2-0
	McMahon, Jim 0-1	Washington Redskins	0-2
	McNown, Cade 1-0		
	Miller, Jim 1-2		
			*Does not include post-season

CUTLER COMEBACKS

QB Jay Cutler has had 18 fourth quarter or overtime game-winning drives with the Bears and 25 during his NFL career.

Jay Cutler's Career Game-Winning Fourth Quarter/OT Drives

Date	Opp	Score at Drive start	Time Left	Plays-Yds	Drive Result	Final Score	Date	Opp	Score at Drive start	Time Left	Plays-Yds	Drive Result	Final Score
* 12/27/15	at TB	14-13	2:35^	5-23	TD pass	26-21	*9/27/10	vs. GB	17-17	2:18	7-45	FG	20-17
* 11/9/15	at SD	14-19	7:53	10-80	TD pass	22-19	*9/12/10	vs. DET	13-14	3:21	6-56	TD pass	19-14
* 10/11/15	at KC	12-17	2:04	8-67	TD pass	18-17	*1/3/10	at DET	20-20	9:37	6-87	TD pass	37-23
* 10/4/15	vs. OAK	19-20	2:05	12-48	FG	22-20	*12/28/09	vs. MIN	30-30	9:21	1-39	TD pass	36-30+
* 9/14/14	at SF	14-20	13:17	1-3	TD pass	28-20	*9/27/09	at SEA	17-19	5:12	6-71	TD pass	25-19
*12/15/13	at CLE	24-24	9:09	6-36	TD pass	38-31	*9/20/09	vs. PIT	14-14	3:18	8-41	FG	17-14
*11/17/13	vs. BAL	20-20	12:19	7-60	FG	23-20+	12/7/08	vs. KC	17-17	1:17^	12-95	TD pass	24-17
*9/15/13	vs. MIN	24-30	3:15	10-66	TD pass	31-30	11/16/08	at ATL	17-20	10:41	10-83	TD pass	24-20
*9/8/13	vs. CIN	17-21	12:39	8-81	TD pass	24-21	11/6/08	at CLE	27-30	4:57	13-80	TD pass	34-30
*10/28/12	vs. CAR	20-22	2:27	9-55	FG	23-22	9/14/08	vs. SD	31-38	4:22	12-80	TD pass	39-38
*11/7/11	at PHI	20-24	14:39	5-51	TD pass	30-24	10/21/07	vs. PIT	28-28	1:10	7-49	FG	31-28
*12/5/10	at DET	17-20	11:55	6-60	TD pass	24-20	9/16/07	vs. OAK	20-20	11:09	9-52	FG	23-20+
*11/7/10	at BUF	14-19	9:03	6-23	TD pass	22-19	9/9/07	at BUF	12-14	2:13	12-42	FG	15-14

* With Chicago + Overtime ^Drive started in 3rd QTR



CHICAGO BEARS ALL-TIME FIRST-ROUND DRAFT PICKS

Yr	No.	Name (pos)	College
2016	9	Leonard Floyd (LB)	Georgia
2015	7	Kevin White (WR)	West Virginia
2014	14	Kyle Fuller (CB)	Virginia Tech
2013	20	Kyle Long (G)	Oregon
2012	19	Shea McClellin (DE)	Boise State
2011	29	Gabe Carimi (T)	Wisconsin
2010	11	(To Denver for QB Jay Cutler)	
2009	18	(To Denver for QB Jay Cutler and 5th round pick)	
2008	14	Chris Williams (T)	Vanderbilt
2007	31	Greg Olsen (TE)	Miami (FL)
2006	26	(To Buffalo for 2nd & 3rd round selections)	
2005	4	Cedric Benson (RB)	Texas
2004	14	Tommie Harris (DT)	Oklahoma
2003a	14	Michael Haynes (DE) (from New England through Buffalo)	Penn State
2003b	22	Rex Grossman (QB) (from New York Jets)	Florida
2002	29	Marc Colombo (OT)	Boston College
2001	8	David Terrell (WR)	Michigan
2000	9	Brian Urlacher (LB)	New Mexico
1999	12	Cade McNown (QB)	UCLA
1998	5	Curtis Enis (RB)	Penn State
1997	11	(To Seattle for QB Rick Mirer and 4th round pick)	
1996	13	Walt Harris (CB)	Miss. St.
1995	21	Rashaan Salaam (RB)	Colorado
1994	11	John Thierry (DE)	Alcorn St.
1993	7	Curtis Conway (WR)	USC
1992	22	Alonzo Spellman (DT)	Ohio State
1991	22	Stan Thomas (T)	Texas
1990	6	Mark Carrier (S)	USC
1989a	11	Donnell Woolford (CB) (from LA Raiders for WR Willie Gault)	Clemson
1989b	12	Trace Armstrong (DE) (from Wash. for LB Wilber Marshall)	Florida
1989c	25	(To Miami for 2nd and 3rd rd picks)	
1988a	23	Brad Muster (FB)	Stanford
1988b	27	Wendell Davis (WR) (from Wash. for LB Wilber Marshall)	LSU
1987	26	Jim Harbaugh (QB)	Michigan
1986	27	Neal Anderson (RB)	Florida
1985	22	William Perry (DT)	Clemson
1984	11	Wilber Marshall (LB)	Florida
1983a	6	Jim Covert (T)	Pittsburgh
1983b	18	Willie Gault (WR) (from Tampa Bay for 1982 2nd rd pick)	Tennessee
1982	5	Jim McMahon (QB)	BYU
1981	11	Keith Van Horne (T)	USC
1980	19	Otis Wilson (LB)	Louisville
1979a	4	Dan Hampton (DT) (from Tampa Bay for DT Wally Chambers)	Arkansas

Yr	No.	Name (pos)	College
1979b	9	Al Harris (DE)	Arizona State
1978	20	(To Cleveland for QB Mike Phipps)	
1977	15	Ted Albrecht (T)	California
1976	8	Dennis Lick (T) (from Det. for 1st and 3rd rd picks)	Wisconsin
1975	4	Walter Payton (RB)	Jackson State
1974a	4	Waymond Bryant (LB)	Tennessee St.
1974b	20	Dave Gallagher (DE) (from LA Rams for WR Dick Gordon)	Michigan
1973	8	Wally Chambers (DT)	E. Kentucky
1972a	3	Lionel Antoine (T) (from NY Giants for Hyland and McRae)	S. Illinois
1972b	12	Craig Clemons (S)	Iowa
1971	11	Joe Moore (RB)	Missouri
1970	2	(To GB for Caffey, Pitts, and Hyland)	
1969	14	Rufus Mayes (T)	Ohio State
1968	17	Mike Hull (RB)	USC
1967	10	Lloyd Phillips (DE)	Arkansas
1966	12	George Rice (DT)	LSU
1965a	3	Dick Butkus (LB) (from Pit. for '64 2nd and 4th rd picks)	Illinois
1965b	4	Gale Sayers (RB)	Kansas
1965c	6	Steve DeLong (DE) (from WAS for HB Coia and T Williams)	Tennessee
1964	14	Dick Evey (DT)	Tennessee
1963a	10	(To LA Rams for RB Joe Marconi)	
1963b	11	Dave Behrman (C) (from Pit. for QB Ed Brown)	Michigan State
1962	7	Ronnie Bull (RB)	Baylor
1961	5	Mike Ditka (TE)	Pittsburgh
1960	7	Roger Davis (G)	Syracuse
1959	7	Don Clark (HB)	Ohio State
1958	7	Chuck Howley (LB/G)	West Virginia
1957	13	Earl Leggett (DT)	LSU
1956	10	Menan "Tex" Schriewer (E)	Texas
1955	11	Ron Drzewiecki (HB)	Marquette
1954	6	Stan Wallace (HB)	Illinois
1953	6	Billy Anderson (HB)	Compton JC
1952	8	Jim Dooley (FL/HB)	Miami (FL)
1951a	2	Bob Williams (QB) (from New York Yanks)	Notre Dame
1951b	10	Billy Stone (HB) (from disbanded Colts)	Bradley
1951c	16	Gene Schroeder (E)	Virginia
1950a	3	Chuck Hunsinger (HB)	Florida
1950b	10	Fred Morrison (FB)	Ohio State
1949	10	Dick Harris (C)	Texas
1948a	7	Bobby Layne (QB) (from Det. through Pit. for HB Ray Evans)	Texas
1948b	13	Max Baumgardner (E)	Texas
1947a	1	Bob Fenimore (HB) (Bonus choice)	Oklahoma A&M

ALL-TIME FIRST-ROUND DRAFT PICKS

Yr	No.	Name (pos)	College	Yr	No.	Name (pos)	College
1947b	11	Don Kindt (HB)	Wisconsin	1941c	9	Don Scott (HB)	Ohio State
1946	4	Johnny Lujack (QB)	Notre Dame	1940	7	Clyde Turner (C/LB)	Hardin-Simmons
1945	7	Don Lund (HB)	Michigan	1939a	2	Sid Luckman (QB)	Columbia
1944	8	Ray Evans (HB)	Kansas	1939b	6	Bill Osmanski (FB)	Holy Cross
1943	9	Bob Steuber (HB)	Missouri			(from Pit. for E Edgar "Eggs" Manske)	
1942	10	Frankie Albert (QB)	Stanford	1938	10	Joe Gray (HB)	Oregon State
1941a	1	Tom Harmon (HB)	Michigan	1937	8	Les McDonald (E)	Nebraska
		(from Phil. for C John Schiechl)		1936	6	Joe Stydahar (T)	West Virginia
1941b	3	Norm Standlee (FB)	Stanford				
		(from Pit. for QB Billy Patterson)					

FEELING THE DRAFT

The following list shows the schools from where the most Bears players have been drafted since 1936. Not listed are the schools which have contributed one all-time Bears draftee.

Notre Dame41	Arizona10	San Jose State5	Sul Ross3
Ohio State30	Rice10	Santa Clara5	Texas A&I3
Texas27	Boston College9	Temple5	Texas-El Paso3
Oklahoma26	BYU9	Tulsa5	Trinity (CT)3
Stanford24	Kansas State9	Washington State5	West Texas State3
Northwestern21	Pacific9	Yale5	Arkansas State2
Arkansas20	Texas Tech9	Army West Point4	Brown2
Miami (FL)20	Vanderbilt9	Colgate4	Cal Poly-SLO2
Florida19	West Virginia9	George Washington4	Capital2
Illinois19	Georgia Tech8	Georgetown4	Case W Reserve2
Michigan19	Houston8	Idaho4	Central Michigan2
Baylor18	Iowa State8	Jackson State4	Colorado State2
Purdue18	North Carolina8	Kansas4	Drake2
Tennessee18	Oregon8	New Mexico4	Furman2
Wake Forest18	Penn State8	Prairie View A&M4	Gonzaga2
Wisconsin18	Tulane8	San Francisco4	Harvard2
Georgia17	Villanova8	Tennessee State4	Howard Payne2
LSU17	William & Mary8	Utah4	Indiana State2
Maryland17	Auburn7	Virginia4	Louisiana-Monroe2
USC17	Colorado7	Virginia Military4	McNeese State2
TCU17	Florida A&M7	Virginia Tech4	Memphis2
California16	Florida State7	Boise State3	Miami (OH)2
Michigan State16	Grambling7	Boston University3	MWestern State2
Minnesota16	Indiana7	Bradley3	New Hampshire2
Nebraska16	Marquette7	Cal St.-LA3	North Carolina Central ...2
UCLA16	South Carolina7	Compton J.C.3	North Dakota2
Washington15	Syracuse7	Delaware3	Northwest State (LA)2
Iowa13	Utah State7	Denver3	Princeton2
Kentucky13	Fresno State6	East Texas State3	South Carolina State2
Texas A&M13	Memphis State6	Eastern Illinois3	Southern Illinois2
Clemson12	Mississippi State6	Holy Cross3	Southwest Louisiana2
Duke12	North Carolina State6	Middle Tenn. St.3	Texas Southern2
Missouri12	North Texas State6	Montana3	Texas-Arlington2
Pittsburgh12	Pennsylvania6	North Alabama3	Trinity (TX)2
SMU12	Abilene Christian5	Northern Illinois3	Weber State2
Arizona State11	Cincinnati5	San Diego State3	Western Michigan2
Mississippi11	Hardin-Simmons5	Shurtleff3	Xavier (OH)2
Oklahoma State11	Louisiana Tech5	South Dakota State3	
Oregon State11	Louisville5	Southern3	
Alabama10	Sam Houston State5	Southern Mississippi3	

HISTORY



BEARS YEAR-BY-YEAR DRAFT PICKS

1936 (Feb 8)

1. Stydahar, Joe, T, West Virginia
2. Michaels, Eddie, G, Villanova
3. Roscoe, George, B, Minnesota
4. Allman, Bob, E, Michigan State
5. Oech, Vern, T, Minnesota
6. Christofferson, Ted, B, Washington St.
7. Smith, Dick, T, Minnesota
8. Sylvester, John, E, Rice
9. Fortmann, Dan, G, Colgate

1937 (Dec 12, 1936)

1. McDonald, Les, E, Nebraska
2. Stewart, Marv, C, LSU
3. Plasman, Dick, E, Vanderbilt
4. Hammond, Henry, E, SW (KS)
5. Conkright, Bill "Red," C, Oklahoma
6. Bjork, Del, T, Oregon
7. Friedman, J.W "Buck," B, Rice
8. Toth, Steve, B, Northwestern
9. Guepe, Al, B, Marquette
10. Wade, Ed "Red," T, Utah State

1938 (Dec 12, 1937)

1. Gray, Joe, HB, Oregon State
2. Famiglietti, Gary, B, Boston University
3. Zarnas, Gust, G, Ohio State
4. Masterson, Bob, E, Miami (FL)
5. Ramsey, Frank, G, Oregon State
6. Sims, Fletcher, B, Georgia Tech
7. Schwarz, Alex, T, San Francisco
8. Weger, John, T, Butler
9. Mickovsky, Ray, B, Case W Reserve
10. Dreher, Fred, E, Denver

1939 (Dec 8, 1938)

- 1a. Luckman, Sid, QB, Columbia (from Pit)
- 1b. Osmanski, Bill, FB, Holy Cross
2. Wysocki, John, E, Villanova
3. Delaney, Joe, T, Holy Cross
4. Choice to Brooklyn
5. Heileman, Charlie, E, Iowa State
6. Dannies, Bob, C, Pittsburgh
7. Bray, Ray, G, Western Michigan
8. Wood, Walt, B, Tennessee
9. Braga, Al, B, San Francisco
10. Roise, Hal, B, Idaho
11. Bock, Ed, G, Iowa State
12. Stofa, Anton, B, Luther
13. Voigts, Bob, T, Northwestern
14. Armstrong, Ken, T, Tarkio

15. Masters, Raphael, E, Newberry
16. Sherman, Solly, B, Chicago
17. Simonich, Ed, B, Notre Dame
18. Vogeler, George, C, Oklahoma State
19. Forte, Aldo, T, Montana
20. Kircher, Everett, B, Iowa State

1940 (Dec 9, 1939)

1. Turner, Clyde "Bulldog," C/LB, Hardin-Simmons
2. Kavanaugh, Ken, E, LSU
3. Kolman, Ed, T, Temple
4. Woudenberg, John, T, Denver
5. Akin, Leonard, G, Baylor
6. Fordham, Jim, B, Georgia
7. Pool, Hampton, G, Stanford
8. Pace, Tom, B, Utah
9. Artoe, Lee, T, California
10. McCubbin, Bill, E, Kentucky
11. Clark, Harry, B, West Virginia
12. Crisci, Frank, T, Case W Reserve
13. Barnes, Sherm, E, Baylor
14. Christianson, Al, B, Knox
15. White, Wilbur, T, Bradley
16. Schlosser, Ralph, C, Gonzaga
17. Popov, John, B, Cincinnati
18. Bussey, Young, B, LSU
19. McLean, Ray, B, St. Anselm
20. Kichewski, Walt, E, Miami (FL)

1941 (Dec 19, 1940)

1. Harmon, Tom, HB, Michigan
2. Standlee, Norm, FB, Stanford
3. Scott, Don, HB, Ohio State
4. Gallarneau, Hugh, B, Stanford
5. O'Rourke, Charley, B, Boston College
6. O'Boyle, Tommy, G, Tulane
7. Federovich, John "Ace," T, Davis & Elkins
8. Hartman, Fred, T, Rice
9. Rankin, Dave, E, Purdue
10. Matuza, Al, C, Georgetown
11. Laher, Hal, G, Oklahoma
12. LaLanne, Jim, B, North Carolina
13. Hardin, Jim, E, Kentucky
14. Morrow, Bob, E, Illinois Wesleyan
15. Johnson, Jim, B, Santa Clara
16. Martin, Johnny, B, Oklahoma
17. Mulkey, Jack, E, Fresno State
18. Osterman, Bob, C, Notre Dame
19. Glenn, Bill, B, Eastern Illinois
20. Hahnenstein, Ollie, B, Northwestern

1942 (Dec 22, 1941)

1. Albert, Frankie, QB, Stanford
2. Boratyn, Joe, B, Holy Cross
3. Ruby, Martin, T, Texas A&M
4. Burrus, H.C., E, Hardin-Simmons
5. Jeffries, Bob, G, Missouri
6. Maznicki, Frank, B, Boston College
7. Petty, John, B, Purdue
8. Mullins, Noah "Moon," B, Kentucky
9. Geyer, Bill, B, Colgate
10. Daniell, Jim, T, Ohio State
11. Hunt, Jack, B, Marshall
12. Gude, Henry, C, Vanderbilt
13. Krutulis, Joe, E, Miami (FL)
14. Abel, George, G, Nebraska
15. Edmiston, Don, T, Tennessee
16. Rast, Holt, E, Alabama
17. Jones, Edgar, B, Pittsburgh
18. Tessoroff, Bill, T, Gonzaga
19. Kissell, Adolph, B, Boston College
20. Clarkson, Stu, C, Texas A&I

1943 (Apr 8)

1. Steuber, Bob, HB, Missouri
2. Evans, Fred, HB, Notre Dame
3. Stramm, Ed, T, Stanford
4. Palmer, Derrell, T, TCU
5. Vucinich, Milt, C, Stanford
6. Beals, Alyn, E, Santa Clara
7. Jurkovich, Jim, HB, California
8. Lamb, W.G. "Dub," E, Oklahoma
9. Hammett, Ray, QB, Stanford
10. Zikmund, Al, HB, Nebraska
11. Wood, Clark, T, Kentucky
12. Arms, Loyd, T, Oklahoma State
13. Sturdy, Lyle, FB, Wichita State
14. Tomlinson, Buddy, T, Hardin-Simmons
15. Preston, Pat, T, Wake Forest
16. Norberg, Hank, E, Stanford
17. Lyons, Pat, E, Wisconsin
18. Butler, Marion, HB, Clemson
19. Santucci, Al, C, Santa Clara
20. Johnson, Orville, G, SMU
21. Boudreau, Wally, HB, Boston College
22. Baumann, Bob, T, Wisconsin
23. Holtscher, Elwood, C, Shurtleff
24. Keller, Ben, G, Duquesne
25. Block, Charley, E, Shurtleff
26. Brannon, Ted, T, Rice
27. Wayne, Lou, E, Texas
28. Creevy, Dick, HB, Notre Dame
29. Buffington, Bill, HB, Purdue
30. Peterson, Woody, FB, Utah

1944 (Apr 19)

- 1. Evans, Ray, B, Kansas
- 2. Smeja, Rudy, E, Michigan
- 3. Croft, Abe, E, SMU
- 4. Stanley, C.B., T, Tulsa
- 5. Seeley, Darwin, C, Stanford
- 6. Fawcett, Randall, B, Stanford
- 7. Morton, Jack, E, Missouri
- 8. Starford, Bill, C, Wake Forest
- 9. Houston, Lin, G, Ohio State
- 10. Moore, J.P., B, Vanderbilt
- 11. Duffey, Bill, E, Georgetown
- 12. Hartley, Joe, T, LSU
- 13. Milner, Bill, G, Duke
- 14. Hirsch, Ed, B, Northwestern
- 15. Ryckley, Ed, E/G, Georgia Tech
- 16. Plasman, Howdy, B, Miami (FL)
- 17. French, Barry, T, Purdue
- 18. Taylor, Paul, B, USC
- 19. Margarita, Hank, B, Brown
- 20. Davis, Ed, B, Oklahoma
- 21. Jamison, Dick, T, USC
- 22. Bortka, Jack, B, Kansas State
- 23. Ruskusky, Roy, E, St. Mary's (CA)
- 24. Franck, Harry, B, Northwestern
- 25. McKewan, Jack, T, Alabama
- 26. Mitchell, Charley, B, Tulsa
- 27. Boyle, Pat, G, Wisconsin
- 28. Pepper, Bernie, T, Missouri
- 29. Vogt, Karl, T, Villanova
- 30. Endres, Bob, G, Colgate

1945 (Apr 6)

- 1. Lund, Don, B, Michigan
- 2. Allen, Charley, B, SMU
- 3. Masterson, Forest, C, Iowa
- 4. Shaw, Wayne, B, SMU
- 5. Burgeis, Glen, T, Tulsa
- 6. O'Brien, Pat, T, Purdue
- 7. Mayther, Bill, C, Oregon
- 8. Poe, Bill, B, Clemson
- 9. Avery, Chuck, B, Minnesota
- 10. Boyd, Jack, B, UCLA
- 11. Ellsworth, Ralph, B, Texas
- 12. Mattioli, Frank, G, Pittsburgh
- 13. Gibson, Merle, E, TCU
- 14. Creevey, John, B, Notre Dame
- 15. Sacrinty, Nick, B, Wake Forest
- 16. Keane, Jim, C, Iowa
- 17. Niedziela, Bruno, T, Iowa
- 18. Williams, Broughton, E, Florida
- 19. Stickel, Walt, T, Pennsylvania
- 20. Livingston, Bob, B, Notre Dame
- 21. Vargon, Mike, E, Kansas State
- 22. Wright, Charley, G, Iowa State
- 23. Green, Jack, G, Alabama
- 24. Gambino, Lu, B, Indiana
- 25. Jones, Ray, B, Texas
- 26. Hary, Bob, B, Minnesota
- 27. Forkovich, Nick, B, William & Mary
- 28. Robinson, Don, B, Michigan
- 29. Johnston, Wayne, B, Marquette
- 30. Groves, George, C, Marquette

1946 (Jan 14)

- 1. Lujack, Johnny, QB, Notre Dame
- 2. Rykovich, Julie, B, Illinois
- 3. Broyles, Frank, QB, Georgia Tech
- 4. Knotts, Ernie, G, Duke
- 5. Schneider, Don, B, Pennsylvania
- 6. Scruggs, Ted, E, Rice
- 7. Beard, Wendell, T, California
- 8. Ziegler, John, B, Colorado
- 9. Dropo, Walt, E, Connecticut
- 10. Harris, Bill, C, Auburn
- 11. Allen, Eddie, B, Pennsylvania
- 12. Bauman, Frank, E, Illinois
- 13. Nostrum, Reed, T, Utah
- 14. Chatterton, Dick, B, BYU
- 15. Timko, Johnny, C, Temple
- 16. Hazelwood, Ted, T, North Carolina
- 17. Johnson, Dick, C, Baylor
- 18. Boettcher, Art, B, Shurtleff
- 19. Gallagher, Tom, B, Illinois
- 20. Adams, Johnny, B, Denver
- 21. Widseth, Dean, T, Bemidji State
- 22. Kochins, George, T, Bucknell
- 23. Hoisch, Al, B, Stanford
- 24. Grgich, Visco, E, Santa Clara
- 25. Richards, Allen, B, Cincinnati
- 26. Tunstill, Jess, B, Kentucky
- 27. Smock, Ken, B, Purdue
- 28. Weldon, Howard, G, North Carolina
- 29. Cook, Johnny, B, Georgia
- 30. Franck, Harry, B, Northwestern

1947 (Dec 16, 1946)

- 1a. Fenimore, Bob, HB, Oklahoma State (Bonus choice)
- 1b. Kindt, Don, HB, Wisconsin
- 2. Minini, Frank, FB, San Jose State
- 3a. Canady, Jim, HB, Texas
- 3b. Merriman, Lloyd, B, Stanford (from Chicago Cards)
- 4a. Wetz, Harlan, T, Texas
- 4b. Stephens, Roger, B, Cincinnati (from Philadelphia)
- 5. Moseley, Reid, E, Georgia
- 6. Smith, H.A., E, Mississippi
- 7. Eddleman, Dwight, HB, Illinois
- 8. Tucker, Arnold, QB, Army
- 9. Hatch, Larry, HB, Washington
- 10. Adamle, Tony, C, Ohio State
- 11. Fritz, Emil, G, Maryland
- 12. Turner, Jim, T, California
- 13. Goodall, Wayne, E, Oklahoma City
- 14. Gagne, Verne, E, Minnesota
- 15. Dreyer, Wally, HB, Wisconsin
- 16. Pupa, Walt, FB, North Carolina
- 17. McLellan, John, T, Montana State
- 18. Cromer, Bill, FB, Texas
- 19. Reader, Russ, HB, Michigan State
- 20. Batchelor, Jim, B, East Texas State
- 21. Lawler, Allen, HB, Texas
- 22. Berlin, Gordon, C, Washington
- 23. Cunningham, John, E, California
- 24. Morris, Max, B, Northwestern
- 25. Morris, Bill, E, Oklahoma
- 26. Baumgardner, Joe Bill, HB, Texas
- 27. McCarthy, Jerry, E, Pennsylvania

- 28. Pierce, Jack, HB, Illinois
- 29. Ehlers, Ed, HB, Purdue

1948 (Dec 19, 1947)

- 1a. Layne, Bobby, QB, Texas (from Pittsburgh)
- 1b. Bumgardner, Max, E, Texas
- 2. Garrett, Dub, T, Mississippi State
- 3. Ramsey, Knox, G, William & Mary
- 4. Brugge, Bob, B, Ohio State
- 5. Choice to Detroit
- 6. McWilliams, Tom, B, Army, Miss. State
- 7. Mills, Malachi, T, Virginia Military
- 8. Flanagan, Dick, E, Ohio State
- 9. McDowell, Jim, G, William & Mary
- 10. Sheehan, Mel, E, Missouri
- 11. Scott, Dick, C, Navy
- 12. Cline, Ollie, B, Ohio State
- 13. Goode, Rob, B, Texas A&M
- 14. Grimenstein, Clyde, E, Purdue
- 15. Fallon, John, G, Notre Dame
- 16. Brown, Ray, B, Virginia
- 17. Hileman, Bob, C, California
- 18. Gay, Thurman, T, Oklahoma State
- 19. Blount, Ralph, E, Texas
- 20. Boone, JR, B, Tulsa
- 21. Duncan, Jim, E, Wake Forest
- 22. Gatewood, Jimmy, B, Georgia
- 23. Brumm, George, C, Pacific
- 24. Dietzel, Paul, C, Miami (OH)
- 25. Clasby, Ed, B, Boston College
- 26. Hardison, Fred, E, Duke
- 27. Van Deren, Frank, E, California
- 28. Pietkiewicz, Al, E, San Francisco
- 29. Cox, Norm, B, TCU
- 30. Smith, Truett, B, Mississippi State

1949 (Dec. 21, 1948)

- 1. Harris, Dick, C, Texas
- 2. Grimes, Billy, B, Oklahoma State
- 3. O'Quinn, Johnny, E, Wake Forest
- 4. Bendrick, Ben, B, Wisconsin
- 5. Hoffman, John, B, Arkansas
- 6. Krall, Jerry, B, Ohio State
- 7. Jones, Wally, E, Kentucky
- 8a. Weatherly, Gerry, C, Rice (from Det)
- 8b. Wightkin, Bill, E, Notre Dame
- 9. Tokarczyk, Dolph, G, Penn
- 10. Malley, Lee, B, Carson-Newman
- 11. Tiblier, Jerry, B, Mississippi
- 12. Blanda, George, QB, Kentucky
- 13. Taliaferro, George, B, Indiana
- 14. Keily, Ernie, G, Texas-El Paso
- 15. Faverty, Hal, G, Wisconsin
- 16. Wahl, Al, T, Michigan
- 17. Corbisiero, John, B, Middlebury
- 18. Moran, Jim, B, John Carroll
- 19. Mitten, Bob, G, North Carolina
- 20. Heck, Bob, B, Pacific
- 21. Duncan, Jim, E, Duke
- 22. Bertuzzi, Dick, B, Kansas
- 23. Kane, Harry, C, Pacific
- 24. Smith, Bernie, T, Texas-El Paso
- 25. Marczyk, Stan, T, North Carolina



CHICAGO BEARS YEAR-BY-YEAR DRAFT PICKS

1950 (Jan 21-22)

- 1a. Hunsinger, Chuck, B, Florida
(from New York Bulldogs)
- 1b. Morrison, Fred, B, Ohio State
2. Dottley, John "Kayo," B, Mississippi
3. Romanick, Steve, B, Villanova
- 4a. Novak, Tom, C, Nebraska (from PIT)
- 4b. Papaleo, Dorn, G, Boston College
5. Zalejski, Ernie, B, Notre Dame
- 6a. Perricone, Gaspar, B, Northwestern
(from New York Giants)
- 6b. Hansen, Wayne, C, UTEP
7. Prather, Rollin, E, Kansas State
8. Nevills, Sam, T, Oregon
- 9a. Reid, Floyd, B, Georgia
(from NY Bulldogs)
- 9b. Braznell, Dick, B, Missouri
10. Wahl, Al, T, Michigan
11. Helwig, John, G, Notre Dame
12. Roof, Kenny, B, Oklahoma State
13. Dempsey, Frank, T, Florida
14. Hover, Al, G, LSU
15. Glisson, Jimmy, B, Tulane
16. Bradley, Ed, E, Wake Forest
17. Janaszek, Ray, B, Dayton
18. Andrews, Rupert, B, Stanford
19. Bye, Billy, B, Minnesota
20. Crawford, Jim, G, Mississippi
21. Angle, Bob, B, Iowa St.
22. Byler, Jim, G, North Carolina State
23. Bingham, Bill, T, Harding
24. Polenske, Walt, B, Pacific
25. Samuels, Perry, B, Texas
26. Sella, George, B, Princeton
27. Davis, Wilton, B, Hardin-Simmons
28. Kenary, Jim, B, Harvard
29. Nadherny, Fred, B, Yale
30. Markert, Allen, T, Minnesota

1951 (Jan 18-19)

- 1a. Williams, Bob, QB, Notre Dame
(from Baltimore)
- 1b. Stone, Billy, B, Bradley*
(from New York Yanks)
- 1c. Schroeder, Gene, E, Virginia
2. George, Bill, T, Wake Forest
3. White, Wilford, B, Arizona State
- 4a. Moser, Bob, C, Pacific
- 4b. Jelly, Tom, E, Miami (FL)
(from New York Giants)
5. Rowland, Brad, B, McMurry
6. Falkenberg, Herb, B, Trinity (TX)
7. Lea, Paul, T, Tulane
8. Mayes, Clair, G, Oklahoma
9. Gregus, Bill, B, Wake Forest
10. Sherrill, J.W., B, Tennessee
11. Hardiman, Tom, B, Georgetown
12. Hairston, Lawrence, T, Nev.-Reno
13. Wright, Charley, B, West Texas State
14. Woods, Bailey, B, Abilene Christian
15. Hall, Sid, C, Pacific

16. Volm, Frank, E, Marquette
 17. Dufek, Don, B, Michigan
 18. Brown, Chuck, G, Illinois
 19. Lisak, Ed, B, Oklahoma
 20. Smith, Larry, C, South Carolina
 21. Higgins, Larry, B, Fordham
 22. Hanson, Bob, G, Montana
 23. Hlavac, Rene, T, Neb.-Omaha
 24. Dokas, Pete, E, Mansfield
 25. Miller, Johnny, B, Northwestern
 26. Rogers, Buddy, B, Arkansas
 27. Taylor, Jerry, C, Wyoming
 28. Campbell, Leon, B, Arkansas*
 29. Justice, John, G, Santa Clara
 30. Butler, Charley, E, Geo. Washington
- * Selected from disbanded Baltimore franchise

1952 (Jan 17)

1. Dooley, Jim, B, Miami (FL)
2. Macon, Eddie, B, Pacific
3. McColl, Bill, E, Stanford
4. Clark, Herman, T, Oregon State
- 5a. Hoffman, Jack, E, Xavier (OH)
(from Pittsburgh)
- 5b. Williams, Fred, T, Arkansas
6. Brown, Ed, QB, San Francisco
7. Fortunato, Joe, B, Mississippi State
- 8a. Bishop, Bill, T, N Texas St. (from PIT)
- 8b. Jurney, Billy, E, Arkansas
9. Cross, Bobby, T, S. F. Austin
10. Choice to Green Bay
11. Miller, Bill, B, Wake Forest
12. Kozar, Andy, B, Tennessee
13. Athan, Rich, B, Northwestern
14. Galloway, Gale, C, Baylor
15. Kazmaier, Dick, B, Princeton
16. Spears, Bob, FB, Yale
17. Carroll, John, T, Houston
18. O'Connell, Tommy, QB, Illinois
19. Reidenbach, Ken, T, Drake
20. Lesane, Jimmy, B, Virginia
21. Daffer, Ted, G, Tennessee
22. Gregory, Dick, B, Minnesota
23. Nestor, Paul, T/E, Maryland
24. Munding, Dick, T, Minnesota
25. Stoddard, Bob, T, Utah State
26. McElroy, Bucky, FB, S. Mississippi
27. Reid, Bob, B, Baylor
28. Scioscia, Karney, FB, Maryland
29. Riggs, Teddy, B, Rice
30. Shemonski, Bob, HB, Maryland

1953 (Jan 22)

1. Anderson, Billy, B, Compton J.C.
2. Bratkowski, Zeke, QB, Georgia
3. Rowekamp, Bill, B, Army, Missouri
4. Koch, Joe, B, Wake Forest
5. Jones, Stan, T, Maryland
- 6a. DeCarlo, Art, B, Georgia
- 6b. Gilbert, Kline, T, Mississippi (from SF)

- 7a. McElroy, Bucky, B, S. Mississippi
(from Washington)
- 7b. Bingham, Don, B, Sul Ross
8. Kreamcheck, John, T, William & Mary
9. Ashley, Bruno, T, East Texas State
10. Moore, Jimmy, B, Florida A&M
- 11a. Slowey, Jim, C, Georgetown
- 11b. Charney, Ralph, B, Kentucky
(from Pittsburgh)
12. Lawrence, Jim, T, Duke
13. Strickland, Larry, C, North Texas State
14. Carl, Harland, B, Wisconsin
15. Jecha, Ralph, G, Arkansas City
16. Hatley, John, T, Sul Ross
17. Beal, Bob, E, California
18. Shirley, Jim, B, Clemson
19. Byrus, Bill, T, Iowa State
20. Mahin, Tom, T, Purdue
21. Martin, Wayne, E, TCU
22. Wood, Wayne, T, Memphis State
23. Mask, Jim, E, Mississippi
24. Hatcher, Paul, C, Arkansas City J.C.
25. Pickard, Clyde, G, Wake Forest
26. Evans, Bob, T, Pennsylvania
27. Wahlin, Marvin, B, Arizona State
28. Caldwell, Jim, T, Tennessee State
29. Lewis, Jack, E, Wake Forest
30. Brehany, Bill, QB, Virginia Military

1954 (Jan 28)

1. Wallace, Stan, HB, Illinois
2. Casares, Rick, FB, Florida
3. Meadows, Ed, T, Duke
4. Pattera, Fran, B, Notre Dame
5. Griffis, Bob, G, Furman
6. Hudson, John, G, Rice
7. Cecere, Ralph, B, Villanova
8. Garlington, Tom, T, Arkansas
9. Giel, Paul, B, Minnesota
10. Andrews, D.C., E, Hardin-Simmons
11. Wallin, Ron, B, Minnesota
12. Faragalli, Joe, G, Villanova
13. Seaholm, Julius, G, Texas
14. Miller, Ken, FB, Illinois
15. Hill, Harlon, E, N Alabama
16. Lindley, Earl, B, Utah State
17. Woodard, Lou, C, Sam Houston State
18. Moore, McNeil, B, Sam Houston State
19. Lum, Jim, T, Louisiana Tech
20. Ladd, Jim, E, Bowling Green
21. Cleere, Sonny, T, Abilene Christian
22. Sumner, Charlie, B, William & Mary
23. Lee, Herman, T, Florida A&M
24. Jarrett, Bill, B, West Virginia
25. Feamster, Tom, E, Florida State
26. Petroka, Lou, B, Boston University
27. Oniskey, Dick, C, Tenn.-Chattanooga
28. Underwood, P.W., G, Mississippi State
29. Beale, Alvin, QB, Trinity (TX)
30. Haluska, Jim, B, Wisconsin

1955 (Jan 27-28)

- 1. Drzewiecki, Ron, HB, Marquette
- 2. Watkins, Bobby, HB, Ohio State
- 3. Choice to Cleveland
- 4. O'Malley, Joe, E, Georgia
- 5. Kendall, Leland, T, Oklahoma State
- 6a. Shannon, Dan, E, Notre Dame (from Washington)
- 6b. Mosely, Henry, HB, M. Brown
- 7. Sturgess, Bruce, HB, William & Mary
- 8. Verkerk, Gene, T, North Texas State
- 9. Lavery, Jim, HB, Scranton
- 10. Allen, John, E, Arizona State
- 11. Redfield, Tom, E, Delaware
- 12. Bratt, Clarence, HB, Wisconsin
- 13. Cash, Norm, HB, Sul Ross
- 14. Nickla, Ed, G, Tennessee
- 15. Smith, J.D., FB, N Carolina A&T
- 16. Choice to Chicago Cardinals
- 17. Harrison, Mel, C, Sam Houston State
- 18. Roach, Claude, G, TCU
- 19. Jones, Allen, B, Baylor
- 20. James, Joe, T, Howard Payne
- 21. Hall, Choyce, C, MWestern State
- 22. Allison, Carl, B, Oklahoma
- 23. Barger, Jerry, B, Duke
- 24. Young, Joe, E, Marquette
- 25. Dees, Charley, T, Tyler J.C.
- 26. Jeter, Perry, HB, Cal Poly-SLO
- 27. Kinley, Joel, G, Tennessee
- 28. Wright, Charley, E, Pr. View A&M
- 29. Klein, Dick, T, Iowa
- 30. Fouts, Jerry, HB, MWestern St.

1956 (Nov 29, 1955 & Jan 12, 1956)

- 1. Schriewer, Menan "Tex," E, Texas
- 2. Brackett, M.L., T, Auburn
- 3. Choice to Cleveland
- 4. Mellekas, John, T, Arizona
- 5. Galimore, Willie, B, Florida A&M
- 6. Choice to Cleveland
- 7. Caroline. J.C., B, Illinois
- 8. Klawitter, Dick, C, South Dakota State
- 9. Vargo, Ken, C, Ohio State
- 10. Lucas, Dick, E, Boston College
- 11. Jankans, John, E, Arizona State
- 12. Cruze, Buddy, E, Tennessee
- 13. Grogg, Dick, G, Minnesota
- 14. Graham, Milt, E, Colgate
- 15. Fitzgerald, Dick, FB, Notre Dame
- 16. Brown, Ray, B, Florida
- 17. Adams, Tom, E, UCLA
- 18. Payton, Earl, B, Pr. View A&M
- 19. Smith, John, B, UCLA
- 20. Maxime, Charley, G, Auburn
- 21. Waddell, Jimmy, B, ComptOn J.C.
- 22. Billings, Joe, T, Memphis State
- 23. Holt, Lou, E, Howard Payne
- 24. Castete, Jess, B, McNeese State
- 25. Hentschel, Jerry, T, Sam Houston St.
- 26. Orr, Don, B, Vanderbilt
- 27. Buchanan, Waylon, E, E. Texas State
- 28. Alexander, Bob, B, Trinity (CT)
- 29. Krietemeyer, Billy, B, Vanderbilt
- 30. Buckler, Jim, G, Alabama

1957 (Nov 27, 1956 & Jan 31, 1957)

- 1. Leggett, Earl, T, LSU
- 2. Swink, Jim, B, TCU
- 3. Knox, Ronnie, QB, UCLA
- 4. Johnson, Jack, B, Miami (FL)
- 5. Zucco, Vic, B, Michigan State
- 6. Dickinson, Bo, B, S. Mississippi
- 7. DeLuca, Gerry, T, Mid Tennessee St.
- 8a. Ward, Al, B, Yale (from PIT)
- 8b. Kilcullen, Bob, T, Texas Tech
- 9. Brown, Bill, G, Syracuse
- 10. Murphy, Bill, E/B, Fresno State
- 11. Hampton, Roger, B, McNeese State
- 12. Sorenson, Larry, T, Utah State
- 13. Williams, Don, B, Texas Tech
- 14. Schmidt, Bob, B, Memphis State
- 15. Hosek, Tony, E, West Virginia
- 16. Heuring, Ed, E, Maryland
- 17. Heine, Don, E, Murray State
- 18. Wharton, Al, G, Maryland
- 19. Hermesen, Lee, B, Marquette
- 20. Frazier, Al, B, Florida A&M
- 21. Janes, Jerry, E, LSU
- 22. Dalzell, Tom, T, Virginia Tech
- 23. Peroyea, Don, T, SE Louisiana
- 24. Lutterback, Ken, B, Evansville
- 25. Ryan, Joe, C, Villanova
- 26. Harris, Gehrig, B, Grambling
- 27. Brown, Nick, G, Fresno State
- 28. Emerson, Tom, G, Oklahoma
- 29. Caraway, Donnie, B, Houston
- 30. Wesley, Sam, B, Oregon State

1958 (Dec 2, 1957 & Jan 28, 1958)

- 1. Howley, Chuck, G, West Virginia
- 2. Dewveall, Willard, E, SMU
- 3a. Cooke, Ed, E, Maryland
- 3b. Healy, Don, T, Maryland (from CLE)
- 4. Barnes, Erich, B, Purdue
- 5. Jewett, Bob, E, Michigan State
- 6. Douglas, Merrill, B, Utah
- 7. Bentley, Gene, B, Texas Tech
- 8. Rutsch, Ed, T, George Washington
- 9. Anderson, Ralph, E, Cal St.-LA
- 10. Lewis, Aubrey, B, Notre Dame
- 11. Cinelli, Rocco, T, Wisconsin
- 12. Morris, Johnny, HB, Cal-Santa Barbara
- 13. Choice to New York Giants
- 14. Melnik, Bill, T, Army
- 15. Harryman, Jim, B, Compton J.C.
- 16. Pleger, Ken, T, Capital
- 17. Eaton, Dick, C, Richmond
- 18. Dupler, Phil, B, Duke
- 19a.Roehnehl, Bill, G, Bradley (from GB)
- 19b.Chancey, Bill, E, West Virginia
- 20. Rutledge, Les, T, Michigan State
- 21. Miller, Bill, T, NM Highlands
- 22. Carter, Al, B, Tennessee
- 23. Daw, Ken, B, Sam Houston State
- 24. Moon, Russ, T, Virginia Tech
- 25. Barron, Bob, C, St. Norbert
- 26. Lyles, Bob, B, Memphis State
- 27. Napolski, Ben, E, Northwestern
- 28. Main, Wilbur, B, Maryland
- 29. Hakes, Glen, G, New Mexico
- 30. Halum, Bobby, QB, Mid Tennessee St.

1959 (Dec 2, 1958)

- 1. Clark, Don, B, Ohio State
- 2. Pettibon, Richie, QB, Tulane
- 3. Johnson, Pete, B, Va. Military
- 4. Choice to LA Rams
- 5. Adams, John, B, Cal St.-LA
- 6. Cole, Fred, G, Maryland
- 7. Tucker, Jim, E, Tenn-Chatt. (from Phil)
- 8a. Clark, Dick, B, Baylor
- 8b. Smith, Willie, T, Michigan (from NYG)
- 9. Youmans, Maury, T, Syracuse
- 10. Coronado, Bobby, E, Pacific
- 11. Gray, Ed, T, N Texas State
- 12. Rowland, Justin, E, TCU
- 13. Jones, Gene, B, Rice
- 14. Robb, Joe, T, TCU
- 15. LeClerc, Roger, C, Trinity (CT)
- 16. Redding, Don, T, North Carolina
- 17. Neal, Willie, B, Jackson State
- 18. Asbury, Ken, B, Missouri Valley
- 19. Plain, Chris, T, Stanford
- 20. Carcaterra, Tony, E, Elon
- 21. Stone, Donnie, B, Arkansas
- 22. Rubal, Lennie, B, William & Mary
- 23. Haller, Bob, T, NW Missouri State
- 24. Spain, Bob, T, Baylor
- 25. Huhn, Tom, C, St. Joseph's (IN)
- 26. Kunde, Bob, T, Capital
- 27. Aveni, John, E, Indiana
- 28. Williams, Bob, E, Notre Dame
- 29. Southern, Eddie, E, Texas
- 30. Jackson, Cliff, B, No. Car. Central

1960 (Nov 30, 1959)

- 1. Davis, Roger, G, Syracuse
- 2. Choice to Washington
- 3. Meredith, Don, QB, SMU
- 4. Martin, Billy, B, Minnesota
- 5. Norman, Dick, QB, Stanford
- 6. Kovac, Ed, B, Cincinnati
- 7. Bivins, Charley, B, Morris Brown
- 8. Manning, Pete, E, Wake Forest
- 9. Kirk, Ken, C, Mississippi
- 10. Choice to Pittsburgh
- 11a.Fanning, Stan, T, Idaho (from PHI)
- 11b.Shaw, Glenn, HB, Kentucky
- 12. Budrewicz, Tom, T, Brown
- 13. Spada, Bob, E, Duke
- 14. Sorey, Jim, T, Texas Southern
- 15. Lashua, Warren, B, Whitworth
- 16. Farrington, John, E, Prairie View A&M
- 17. Hanna, Jim, E, USC
- 18. King, Claude, B, Houston
- 19. Roberts, Lloyd, T, Georgia
- 20. Coia, Angelo, B, USC

1961 (Dec 27-28, 1960)

- 1. Ditka, Mike, E, Pittsburgh
- 2. Brown, Bill, B, Illinois
- 3. Gibson, Claude, B, No. Carolina State
- 4. Ladd, Ernie, T, Grambling
- 5. Lincoln, Keith, B, Washington State
- 6. Fleming, George, B, Washington
- 7. Pyle, Mike, C, Yale
- 8. Ryan, Ed, B, Michigan State
- 9. Bethune, Bob, B, Mississippi State



CHICAGO BEARS YEAR-BY-YEAR DRAFT PICKS

10. Harness, Jason, E, Michigan State
11. Fewell, Sam, T, South Carolina
12. Dyer, Howard, QB, Va. Military
13. McLeod, Bob, E, Abilene Christian
14. Tyrer, Jim, T, Ohio State
15. Linning, Chuck, T, Miami (FL)
16. Frazier, Wayne, C, Auburn
17. Barfield, Rossie, E, No. Car. Central
18. Finn, John, T, Louisville
19. Charles, Ben, QB, South Carolina
20. Mason, Gordon, B, Tennessee Tech

1962 (Dec 4, 1961)

1. Bull, Ronnie, B, Baylor
- 2a. Brock, Clyde, T, Utah St. (from PIT)
- 2b. McRae, Bennie, B, Michigan
- 3a. Bates, Jim, E, USC (from DAL)
- 3b. Hull, Bill, E, Wake Forest
4. Cadile, Jim, T, San Jose State
- 5a. Burton, Mac, E, San Jose State (from Washington)
- 5b. Tunnicliff, Bill, FB, Michigan
6. Choice to Philadelphia
7. O'Bradovich, Ed, E, Illinois
- 8a. Reynolds, Ed, T, Tulane
- 8b. Onesti, Larry, C, Northwestern (from New York Giants)
9. Winston, Kelton, HB, Wiley
10. Weaver, LeRoy, B, Adams State
11. Robinson, Jerry, HB, Grambling
12. Watts, Bill, T, Miami (FL)
13. Perkowski, Joe, B, Notre Dame
14. Von Sonn, Andy, C, UCLA
15. Martin, Kent, T, Wake Forest
16. Nelson, John, C, Xavier (OH)
17. Glass, Glenn, HB, Tennessee
18. Neck, Tommy, B, LSU
19. Kellum, Bill, T, Tulane
20. Roberts, Jack, T, Ohio State

1963 (Dec 3, 1962)

- 1a. Choice to Los Angeles Rams
- 1b. Behrman, Dave, C, Michigan State (from Pittsburgh)
- 2a. Barnett, Steve, T, Oregon (from DAL)
- 2b. Jencks, Bob, E, Miami (OH)
3. Glueck, Larry, DB, Villanova
- 4a. Sanders, Stan, E, Whittier (from SF)
- 4b. Mitchell, Charley, HB, Washington (from Pittsburgh)
- 4c. Choice to Baltimore
5. Choice to San Francisco
- 6a. Johnson, John, T, Indiana (from PIT)
- 6b. Mathieson, Dave, QB, Washington St.
7. Underhill, Paul, B, Missouri
8. Harmon, Dennis, DB, So. Illinois
- 9a. Day, Monte, T, Fresno St. (from DAL)
- 9b. Watson, Dave, LB, Georgia Tech
10. Hoerster, Ed, LB, Notre Dame
11. Tullis, James, DB, Florida A&M
12. Drummond, Dick, B, Geo. Washington
13. Szumczyk, John, FB, Trinity (CT)
14. Banks, Gordon, B, Fisk
15. Dentel, Bob, C/LB, Miami (FL)

16. Caylor, Lowell, DB, Miami (OH)
17. Sisk, John, B, Miami (FL)
18. Slabaugh, Jeff, E, Indiana
19. Yaksick, Bob, DB, Rutgers
20. Gregory, John, E, Bal.-Wallace

1964 (Dec 2, 1963)

1. Evey, Dick, T, Tennessee
- 2a. Choice to Pittsburgh
- 2b. Martin, Billy, E, Georgia Tech (from Los Angeles Rams)
- 2c. Crain, Pat, HB, Clemson (from PIT)
3. Blanks, Sid, HB, Texas A&I
- 4a. Budka, Frank, HB, Notre Dame
- 4b. Reilly, Mike, LB, Iowa (from MIN)
5. Conners, Dan, T, Miami (FL)
6. Jones, Jimmy, E, Wisconsin
7. Logan, Chuck, E, Northwestern
8. Rakestraw, Larry, QB, Georgia
9. Wilkinson, Jay, HB, Duke
10. Brown, Mike, B, Delaware
11. Leeuwenberg, Dick, T, Stanford
12. Horton, Bob, FB, Boston University
13. Webb, Cloyd, E, Iowa
14. Francisco, Kent, T, UCLA
15. Burman, George, T, Northwestern
16. Butler, Roderick, HB, E. Illinois
17. Kasapis, Constantinos, T, Iowa
18. Batts, Bob, HB, Texas Southern
19. Whitehead, Jim, T, Georgia
20. Niglio, Dick, FB, Yale

1965 (Nov 28, 1964)

- 1a. Butkus, Dick, LB, Illinois (from PIT)
- 1b. Sayers, Gale, HB, Kansas
- 1c. DeLong, Steve, T, Tennessee (from Washington)
2. Choice to Cleveland
3. Choice to Cleveland
4. Nance, Jim, FB, Syracuse
5. Choice to Los Angeles Rams
6. Carey, Tony, HB, Notre Dame
- 7a. Gordon, Dick, HB, Michigan State
- 7b. Sutton, Mickey, B, Auburn (from Washington)
8. Schweda, Brian, T, Kansas
9. Ambrusko, Ken, B, Maryland
10. Murphy, Dennis, T, Florida
11. Cornish, Frank, T, Grambling
12. Cox, Steve, T, South Carolina
13. Daniels, Dave, T, Florida A&M
14. Pivec, Dave, E, Notre Dame
15. Robinson, Art, B, Cal St.-LA
16. Pitts, Frank, E, Southern
17. LaFramboise, Tom, QB, Louisville
18. Schwager, Mike, T, Maryland
19. Bobich, Lou, K, Michigan State
20. Kurek, Ralph, FB, Wisconsin

1966 (Nov 27, 1965)

1. Rice, George, T, LSU
2. Brown, Charlie, DB, Syracuse
3. Pickens, Bob, T, Nebraska
- 4a. Jackson, Randy, T, Florida (from PIT)
- 4b. Buffone, Doug, LB, Louisville

5. Choice to Minnesota
- 6a. Brewster, Dennis, T, BYU (from Washington)
- 6b. McRae, Franklin, DT, Tennessee State
7. Myer, Ron, QB, South Dakota State
8. McFalls, Doug, DB, Georgia
9. Greenlee, Fritz, E, Arizona
10. Burnett, Bobby, HB, Arkansas
11. Owens, Terry, E, Jacksonville State
12. Page, Wayne, DE, Clemson
13. Becker, Wayne, T, Montana
14. Buckner, Mike, DB, Northwestern
15. Kollman, Jim, G, Oregon
16. Senkbeil, Lynn, LB, Nebraska
17. Gentry, Curtis, DB, Md-E Shore
18. Kines, Charley, T, Michigan
19. Haberer, Roger, HB, Eastern Illinois
20. Sellers, Goldie, HB, Grambling

1967 (Mar 14)

1. Phillips, Loyd, DE, Arkansas
2. Jones, Bob, DB, San Diego State
3. Lyle, Gary, HB, George Washington
- 4a. Dodd, Al, DB, N'western St. (LA)
- 4b. Greenlee, Tom, DB, Washington (from Los Angeles Rams)
5. Alford, Bruce, K, TCU
- 6a. Carter, Virgil, QB, BYU
- 6b. Kriewald, Doug, G, West Texas State
7. Truitt, John, E, Indiana State
- 8a. Murphy, Roger, E, Northwestern
- 8b. Griffin, Jerry, LB, SMU
9. Cass, Greg, C, Washington
10. Choice to Washington
11. Mayo, Earl, HB, Morgan State
12. Green, Bruce, E, Midland Lutheran
13. Carstens, Kaye, DB, Nebraska
14. Nesbitt, Lynn, G, Wake Forest
15. Oakes, Terry, DE, Cal St.-SF
16. Rogers, Bill, DB, Weber State
17. Myers, Jack, LB, Western State (CO)

1968 (Jan 30-31)

1. Hull, Mike, RB, USC
2. Wallace, Bob, E, Texas-El Paso
- 3a. Hazelton, Major, DB, Florida A&M (from Atlanta)
- 3b. Choice to Dallas
- 4a. Mass, Wayne, T, Clemson
- 4b. Bush, Alan, G, Mississippi (from Los Angeles Rams)
5. Turner, Cecil, FL, Cal Poly-SLO
6. Schmedding, Jim, C, Weber State
7. Holman, Willie, DE, South Carolina St.
8. Bell, Wayne, RB, Lenior-Rhyne
9. Moore, Sam, T, Miss. Valley State
10. Davis, Fred, G, Doane
11. Coady, Rich, TE, Memphis State
12. Vallez, Emilio, LB, New Mexico
13. Dearion, Willie, FL, Pr. View A&M
14. Gargus, Harold, DT, New Mexico State
15. Jaeger, Rich, C, Gustavus
16. Murphy, Jim, K, Utah State
17. Layton, Gene, DT, Colorado State

1969 (Jan 28-29)

1. Mayes, Rufus, T, Ohio State
2. Douglass, Bobby, QB, Kansas State
3. Montgomery, Ross, RB, TCU
4. Redmond, Rudy, DB, Pacific
5. Winegardner, Jim, TE, Notre Dame
6. Nicholson, Bill, DE, Stanford
7. Copeland, Ron, FL, UCLA
8. Hubbell, Webb, G, Arkansas
9. Aluise, Joe, RB, Arizona
10. Pearson, Ron, TE/LB, Maryland
11. Campbell, Sam, DT, Iowa State
12. Hale, Dave, DE, Ottawa
13. Quinn, Tom, DB, Notre Dame
14. Ehrig, Ronnie, DB, Texas
15. Coble, Bob, P, Kansas State
16. Stydahr, Dave, G, Purdue
17. Long, Bob, SE, Texas A&M

1970 (Jan 27-28)

1. Choice to Green Bay
2. Choice to Dallas
3. Farmer, George, WR, UCLA
- 4a. Larson, Lynn, T, Kansas State
- 4b. Brupbacher, Ross, LB, Texas A&M (from Los Angeles Rams)
5. Choice to New Orleans
- 6a. Cutbuth, Bobby, QB, Oklahoma State
- 6b. Curchin, Jeff, T, Florida State (from St. Louis)
7. Choice to Philadelphia
8. Stephenson, Dana, DB, Nebraska
9. Cole, Linzy, WR, TCU
10. Holloway, Glen, G, North Texas State
11. Rose, Ted, TE, N Michigan
12. Davis, Butch, DB, Missouri
13. Gunn, Jimmy, DB, USC
14. Morgan, Jim, WR, Henderson State
15. Abraira, Phil, DB, Florida State
16. Helterbran, Bob, G, North Texas State
17. Brunson, Joe, DT, Furman

1971 (Jan 28-29)

1. Moore, Joe, RB, Missouri
- 2a. Harrison, Jim, RB, Missouri (from NO)
- 2b. Ford, Charles, DB, Houston
- 3a. McGee, Tony, DE, Bishop
- 3b. Newton, Bob, T, Nebraska (from Los Angeles Rams)
4. Moore, Jerry, DB, Arkansas
5. Choice to San Francisco
6. Thomas, Earl, TE, Houston (from BUF)
- 7a. Lee, Buddy, QB, LSU
- 7b. Ferris, Dennis, RB, Pittsburgh (from Los Angeles Rams)
8. Weiss, Karl, T, Vanderbilt
9. McClain, Lester, WR, Tennessee
10. Rowden, Larry, LB, Houston
11. Hardy, Cliff, DB, Michigan State
12. Booras, Steve, DE, Mesa J.C.
13. Nicholas, Ed, T, N Carolina State
14. Lewis, Willie, RB, Arizona
15. Maciejowski, Ron, QB, Ohio State
16. Bailey, Sid, DE, Texas-Arlington
17. Garganes, Ray, LB, Millersville

1972 (Feb 1-2)

- 1a. Antoine, Lionel, T, Southern Illinois (from New York Giants)
- 1b. Clemons, Craig, DB, Iowa
2. Choice to Philadelphia
3. Musso, Johnny, RB, Alabama
4. Choice to Los Angeles Rams
5. Parsons, Bob, TE, Penn State
- 6a. Pifferini, Bob, LB, UCLA (from CIN)
- 6b. Choice to Green Bay
- 7a. Fassel, Jim, QB, Long Beach State
- 7b. Osborne, Jim, DT, Southern (from Dallas)
8. Wirtz, Ralph, WR, North Dakota State
9. Horton, Larry, DE, Iowa
10. Turnbull, Jack, C, Oregon State
11. Wimberly, Ed, DB, Jackson State
12. Neill, Doug, RB, Texas A&M
13. Rood, Jay, T, South Dakota-S'field
14. Brown, Bob, WR, Rice
15. Lawson, Roger, RB, W Michigan
16. McKinney, Bill, LB, West Texas State
17. Dickinson, LeVerne, DB, Southern

1973 (Jan 30-31)

1. Chambers, Wally, DE, E. Kentucky
- 2a. Huff, Gary, QB, Florida State
- 2b. Hrivnak, Gary, DT, Purdue (from DAL)
3. Choice to Detroit
4. Choice to Baltimore
- 5a. Ellis, Allan, DB, UCLA (from PHI)
- 5b. Choice to San Francisco
6. Creaney, Mike, C, Notre Dame
7. Choice to Los Angeles Rams
8. Graham, Conrad, DB, Tennessee
9. Deutsch, Mike, RB, North Dakota
10. Barry, Bill, WR, Mississippi
11. Seigler, Ed, K, Clemson
12. Griffin, Mike, G, Arkansas
13. Cieszkowski, John, RB, Notre Dame
14. Juenger, Dave, WR, Ohio University
15. Rives, Don, LB, Texas Tech
16. Hart, Bill, C, Michigan
17. Roach, Larry, DB, Oklahoma

1974 (Jan 29-30)

- 1a. Bryant, Waymond, LB, Tennessee St.
- 1b. Gallagher, Dave, DL, Michigan (from Washington)
2. Choice to New England
- 3a. Wheeler, Wayne, WR, Alabama (from San Diego)
- 3b. Horton, Greg, G/T, Colorado
- 3c. Taylor, Cliff, RB, Memphis State (from New England)
4. Choice to Pittsburgh
5. Choice to Philadelphia
6. Choice to Green Bay
7. Ettinger, Jack, WR, Arkansas
- 8a. Chadwick, Alan, QB, E. Tennessee St.
- 8b. Grandberry, Ken, RB, Washington (from New England)
9. Choice to Miami
10. Choice to Cleveland
11. Hodgins, Norm, DB, LSU
12. Sevy, Jeff, DT, California

13. Barnes, Joe, QB, Texas Tech
14. Vellano, Paul, DT, Maryland
15. Alexander, Oliver, TE, Grambling
16. Geist, Randy, DB, Colorado
17. Holland, Craig, QB, Texas-Arlington

1975 (Jan 28-29)

1. Payton, Walter, RB, Jackson State
2. Hartenstine, Mike, DE, Penn State
3. Choice to Baltimore
4. Livers, Virgil, DB, Western Kentucky
- 5a. Choice to Washington
- 5b. Sorey, Revie, G, Illinois (from NO)
- 6a. Avellini, Bob, QB, Maryland
- 6b. Hicks, Tom, LB, Illinois (from Los Angeles Rams)
- 7a. Choice to Baltimore
- 7b. Douthitt, Earl, DB, Iowa (from WAS)
- 8a. Choice to Baltimore through Denver
- 8b. Harris, Joe, LB, Georgia Tech (from New England)
9. Stillwell, Roger, DT, Stanford
- 10a. Choice to Miami
- 10b. Julius, Mike, G, St. Thomas (MN) (from Los Angeles Rams)
11. Dean, Mike, K, Texas
12. Plank, Doug, DB, Ohio State
13. McDaniel, Charles, RB, La. Tech
14. Hartfield, Walter, RB, SW Texas State
15. Marcantonio, Steve, WR, Miami (FL)
16. Beckman, Witt, WR, Miami (FL)
17. Harper, Roland, RB, Louisiana Tech

1976 (Apr 8-9)

- 1a. Lick, Dennis, T, Wisconsin (from GB)
- 1b. Choice to Detroit
2. Choice to Pittsburgh
- 3a. Baschnagel, Brian, WR, Ohio State (from New England)
- 3b. Choice to Detroit
- 4a. Sciarra, John, DB, UCLA
- 4b. Rhodes, Wayne, DB, Alabama (from Detroit)
5. Choice to Baltimore
- 6a. Jiggetts, Dan, T, Harvard (from CLE)
- 6b. Choice forfeited
7. Muckensturm, Jerry, LB, Arkansas St.
8. Choice to Oakland
9. Choice to Philadelphia
10. Choice to Washington
11. Andersen, Norm, WR, UCLA
12. O'Leary, John, RB, Nebraska
13. Kasowski, Dale, RB, North Dakota
14. Cuie, Ron, RB, Oregon State
15. Meyers, Jerry, DT, Northern Illinois
16. Parker, Ronald, TE, TCU
17. Malham, Mike, LB, Arkansas State

1977 (May 3-4)

1. Albrecht, Ted, T, California
2. Spivey, Mike, DB, Colorado
- 3a. Earl, Robin, RB, Washington (from New York Giants)
- 3b. Choice to Miami
4. Choice to Pittsburgh
5. Choice to Oakland



CHICAGO BEARS YEAR-BY-YEAR DRAFT PICKS

- 6a. Evans, Vince, QB, USC (from TB)
- 6b. Choice to Philadelphia
7. Butler, Gerald, WR, Nicholls St.
8. Choice to New York Jets
9. Buonamici, Nick, DT, Ohio State
10. Breckner, Dennis, DE, Miami (FL)
11. Zelencik, Connie, C, Purdue
12. Irvin, Terry, DB, Jackson State

1978 (May 2-3)

1. Choice to LA Rams
2. Choice to San Francisco
3. Shearer, Brad, DT, Texas
4. Choice to Kansas City
5. Choice to Cincinnati
- 6a. Skibinski, John, RB, Purdue (from KC)
- 6b. Ieremia, Mekeli, DE, BYU
7. Jones, Herman, WR, Ohio State
8. Freitas, George, TE, California
9. Martin, Mike, LB, Kentucky
10. Zambiasi, Ben, LB, Georgia
11. Underwood, Walt, DE, USC
12. Sibley, Lew, LB, LSU

1979 (May 3-4)

- 1a. Hampton, Dan, DT, Arkansas
(from Tampa Bay)
- 1b. Harris, Al, DE, Arizona State
2. Watts, Rickey, WR, Tulsa
3. McClendon, Willie, RB, Georgia
4. Choice to Cincinnati
5. Choice to Dallas
6. Sullivan, John, LB, Illinois
7. Kunz, Lee, LB, Nebraska
8. Moss, Rick, DB, Purdue
9. Heavens, Jerome, RB, Notre Dame
10. Restic, Joe, DB, Notre Dame
11. Wright, Bob, T, Cincinnati
12. Becker, Dave, DB, Iowa

1980 (Apr 29-30)

1. Wilson, Otis, LB, Louisville
2. Suhey, Matt, RB, Penn State
3. Choice to Dallas
4. Thompson, Arland, G, Baylor
5. Tabor, Paul, C, Oklahoma
6. Guess, Mike, DB, Ohio State
7. Tolbert, Emanuel, WR, SMU
8. Clark, Randy, G, Northern Illinois
9. Schonert, Turk, QB, Stanford
10. Stephens, Willie, DB, Texas Tech
11. Judge, Chris, DB, TCU
12. Fisher, Robert, TE, SMU

1981 (Apr 28-29)

1. Van Horne, Keith, T, USC
- 2a. Singletary, Mike, LB, Baylor (from SF)
- 2b. Choice to San Francisco
3. Margerum, Ken, WR, Stanford
4. Bell, Todd, DB, Ohio State
5. Choice to San Francisco
6. Henderson, Reuben, DB, So. Dak St.
7. Fisher, Jeff, DB, USC
8. Zettek, Scott, DT, Notre Dame
9. Ditta, Frank, G, Baylor
10. Clifford, Tim, QB, Indiana

11. Johnson, Lonnie, RB, Indiana
12. Shupryt, Bob, LB, New Mexico

1982 (Apr 27-28)

1. McMahon, Jim, QB, BYU
2. Choice to Tampa Bay
3. Wrightman, Tim, TE, UCLA
4. Gentry, Dennis, RB, Baylor
- 5a. Hartnett, Perry, G, SMU
- 5b. Tabron, Dennis, DB, Duke (from SD)
6. Becker, Kurt, G, Michigan
7. Waechter, Henry, DT, Nebraska
8. Doerger, Jerry, T, Wisconsin
9. Hatchett, Mike, DB, Texas
10. Turner, Joe, DB, USC
11. Boliaux, Guy, LB, Wisconsin
12. Young, Ricky, LB, Oklahoma State

1983 (Apr 26-27)

- 1a. Covert, Jim, T, Pittsburgh
- 1b. Gault, Willie, WR, Tennessee
(from Tampa Bay)
2. Richardson, Mike, DB, Arizona State
3. Duerson, Dave, DB, Notre Dame
- 4a. Thayer, Tom, C, Notre Dame
- 4b. Dunsmore, Pat, TE, Drake (from SD)
5. Choice to New England
6. Choice to Cleveland
7. Choice to Cleveland
- 8a. Dent, Richard, DE, Tennessee State
- 8b. Bortz, Mark, DT, Iowa (from SD)
- 9a. Fada, Rob, G, Pittsburgh
- 9b. Zavagnin, Mark, LB, Notre Dame
(from Cleveland)
10. Hutchison, Anthony, RB, Texas Tech
11. Worthy, Gary, RB, Wilmington
- 12a. Williams, Oliver, WR, Illinois (from SF)
- 12b. Choice to San Diego

1984 (May 1-2)

1. Marshall, Wilber, LB, Florida
2. Rivera, Ron, LB, California
3. Humphries, Stefan, G, Michigan
4. Andrews, Tom, G, Louisville
5. Choice to Washington
6. Choice to Dallas
7. Robertson, Nakita, RB, Cent.
Arkansas
8. Anderson, Brad, WR, Arizona
- 9a. Choice to San Francisco
- 9b. Casale, Mark, QB, Montclair State
(from Cleveland)
- 10a. Vestman, Kurt, TE, Idaho
- 10b. Gayle, Shaun, DB, Ohio State
(from Cleveland)
- 11a. Choice to LA Rams
- 11b. Butkus, Mark, DT, Illinois (from CLE)
- 12a. Choice to Miami
- 12b. Jordan, Donald, RB, Houston
(from Cleveland)

1985 (Apr 30 - May 1)

1. Perry, William, DT, Clemson
2. Phillips, Reggie, DB, SMU
3. Maness, James, WR, TCU
4. Butler, Kevin, K, Georgia
5. Choice to New York Jets
6. Choice to LA Rams
7. Bennett, Charles, DE, SW Louisiana
8. Buxton, Steve, T, Indiana State
9. Sanders, Thomas, RB, Texas A&M
10. Coryatt, Pat, DT, Baylor
11. Morrissey, Jim, LB, Michigan State
12. Choice to San Diego

1986 (Apr 29-30)

1. Anderson, Neal, RB, Florida
2. Jackson, Vestee, DB, Washington
3. Williams, David, WR, Illinois
4. Blair, Paul, T, Oklahoma State
5. Barnes, Lew, WR, Oregon
6. Powell, Jeff, RB, Tennessee
7. Jones, Bruce, DB, North Alabama
8. Douglass, Maurice, DB, Kentucky
9. Teltschik, John, P, Texas
10. Hundley, Barton, DB, Kansas State
11. Kozlowski, Glen, WR, BYU
12. Choice to San Diego

1987 (Apr 28-29)

1. Harbaugh, Jim, QB, Michigan
2. Morris, Ron, WR, SMU
3. Choice to Cleveland through LA Rams
for Doug Flutie
- 4a. Smith, Sean, DE, Grambling
(from Los Angeles Rams)
- 4b. Choice to LA Raiders
- 5a. Bryan, Steve, DE, Oklahoma
(from Houston)
- 5b. Johnson, Will, LB/DE, NE Louisiana
- 6a. Adickes, John, C, Baylor
(from Los Angeles Raiders)
- 6b. Choice to Los Angeles Rams
7. Harris, Archie, T, William & Mary
8. Migliazzo, Paul, LB, Oklahoma
9. Heimuli, Lakei, FB, BYU
10. Chapura, Dick, DT, Missouri
11. Jessie, Tim, RB, Auburn
12. Jeffries, Eric, DB, Texas

1988 (Apr 24-25)

- 1a. Muster, Brad, FB, Stanford
- 1b. Davis, Wendell, WR, LSU
(from WAS for Wilber Marshall)
2. Jones, Dante, LB, Oklahoma
3. Jarvis, Ralph, DE, Temple
4. Thornton, Jim, TE, Cal. St.-Fullerton
5. Johnson, Troy, LB, Oklahoma
6. Stinson, Lemuel, CB, Texas Tech
7. Rentie, Caesar, T, Oklahoma
- 8a. Tate, David, S, Colorado
(from NE for Doug Flutie)
- 8b. Reed, Harvey, RB, Howard
9. Magee, Rogie, WR, LSU
10. Porter, Joel, T, Baylor
11. Forch, Steve, LB, Nebraska
12. Clark, Greg, LB, Arizona State

1989 (Apr 23-24)

- 1a. Woolford, Donnell, DB, Clemson
(from LA Raiders for Willie Gault)
- 1b. Armstrong, Trace, DE, Florida
(from WAS for Wilber Marshall)
- 1c. (To Miami for Dolphins' 2nd and 3rd-round picks)
- 2a. Roper, John, LB, Texas A&M
(from MIA for CHI first-round pick)
- 2b. Zawatson, Dave, T, California
- 3a. Fontenot, Jerry, C, Texas A&M
(from MIA for CHI first-round pick)
- 3b. Choice to Philadelphia
- 4a. Paul, Markus, S, Syracuse
(from LA Raiders for fourth- and sixth-rounders)
- 4b. Choice to WAS through LA Raiders
- 5a. Green, Mark, RB, Notre Dame
(from PHI)
- 5b. Gilbert, Greg, LB, Alabama
- 6. Choice to LA Raid with CHI fourth for Raiders' fourth
- 7a. Brothers, Richard, S, Arkansas
(from PHI)
- 7b. Snyder, Brent, QB, Utah State
- 8a. Woods, Tony, DT, Oklahoma
(from PHI)
- 8b. Dyko, Chris, DT, Washington State
- 9a. Harper, LaSalle, LB, Arkansas
(from PHI)
- 9b. Sanders, Byron, RB, Northwestern
- 10a. Millikan, Todd, TE, Nebraska
(from Philadelphia)
- 10b. Simpson, John, WR, Baylor
- 11a. Nelms, Joe, DT, California
(from PHI)
- 11b. Streeter, George, S, Notre Dame
- 12a. Weygand, Freddy, WR, Auburn
(from PHI)
- 12b. Phillips, Anthony, G, Oklahoma

1990 (Apr 22-23)

- 1. Carrier, Mark, S, USC
- 2a. Washington, Fred, DT, TCU
- 2b. Cox, Ron, LB, Fresno State
(from SD in McMahon trade)
- 3a. Ryan, Tim, DT, USC
- 3b. Willis, Peter Tom, QB, Florida State
(from Raiders in Willie Gault trade)
- 4. Moss, Tony, WR, LSU
- 5. Chaffey, Pat, FB, Oregon State
- 6. Mangum, John, DB, Alabama
- 7a. Choice to LA Raiders
- 7b. Anderson, Bill, C, Iowa
(from Raiders for CHI seventh-round pick)
- 8. Rouse, James, RB, Arkansas
- 9. Bailey, Johnny, RB, Texas A&I
- 10. Price, Terry, DT, Texas A&M
- 11a. White, Brent, DE, Michigan
- 11b. Matusz, Roman, T, Pittsburgh
(from Raiders for CHI seventh-round pick)
- 12. Cooney, Anthony, DB, Arkansas

1991 (Apr 21-22)

- 1. Thomas, Stan, T, Texas
- 2. Zorich, Chris, DT, Notre Dame
- 3. Gardocki, Chris, P/K, Clemson
- 4. Johnson, Joe, CB, NC State
- 5. Morgan, Anthony, WR, Tennessee
- 6. Lewis, Darren, RB, Texas A&M
- 7. Justin, Paul, QB, Arizona State
- 8. Horton, Larry, DB, Texas A&M
- 9. Stonebreaker, Michael, LB, No. Dame
- 10. Backes, Tom, DE, Oklahoma
- 11. Long, Stacy, G, Clemson
- 12. Cook, John, DT, Washington

1992 (Apr 26-27)

- 1. Spellman, Alonzo, DT, Ohio State
- 2. Auzenne, Troy, T, California
- 3. Lincoln, Jeremy, CB, Tennessee
- 4. Furrer, Will, QB, Virginia Tech
- 5. Harrison, Todd, TE, NC State
- 6. Berry, Mark, DB, Texas
- 7. Brown III, John, WR, Houston
- 8. (Choice to NYJ on 8/18/91 for Ron Mattes)
- 9. Jurkovic, Mirko, G, Notre Dame
- 10. Fisher, Nikki, FB, Virginia
- 11. Age, Louis, T, SW Louisiana
- 12. Wilson, Chris, LB, Oklahoma

1993 (Apr 25-26)

- 1. Conway, Curtis, WR/KR, USC
- 2. Simpson, Carl, DT, Florida State
- 3. Gedney, Chris, TE, Syracuse
- 4a. Choice to Indianapolis for fourth- and sixth-round picks
- 4b. Perry, Todd, G, Kentucky (from CLE in Jay Hilgenberg trade)
- 4c. Baker, Myron, LB, La. Tech (from IND)
- 4d. Fontenot, Al, DE, Baylor
(from GB for CHI 5th and 6th from IND)
- 5. (Traded with 6th-round pick to GB for 4th-round)
- 6. Hoffmann, Dave, MLB, Washington
- 7. Johnson, Keshon, CB, Arizona
- 8. (To Seattle for restricted free agent Joe Cain)

1994 (Apr 24-25)

- 1. Thierry, John, DE, Alcorn State
- 2. Spears, Marcus, T, NW St. (LA)
- 3. Flanigan, Jim, DT, Notre Dame
- 4. Harris, Rayment, FB, Ohio State
- 5. (from Dallas on 8/17/93 with V. Smith and Minter for Roper, Blackwell, and Paul; traded to Pittsburgh 10/19/93 for Tim Worley)
- 6. Hill, Lloyd, WR, Texas Tech
- 7. Collier, Dennis, S, Colorado

1995 (Apr 22-23)

- 1. Salaam, Rashaan, RB, Colorado
- 2a. Riley, Pat, DL, Miami (FL)
- 2b. Sauerbrun, Todd, P, West Virginia
(from Miami on 4/4/95 for Trace Armstrong)

- 3a. Harris, Sean, LB, Arizona
- 3b. Pilgrim, Evan, G, BYU
(from Miami for Trace Armstrong)
- 4. Jackson, Jack, WR, Florida
- 5. (To Pittsburgh on 4/29/94 for Jeff Graham)
- 6a. Gales, Kenny, CB, Wisconsin
- 6b. Reeves, Carl, DE, North Carolina St.
(from Dallas 8/17/93)
- 7. Cox, Jamal, LB, Georgia Tech

1996 (Apr 20-21)

- 1a. Harris, Walt, CB, Miss. St. (from STL)
- 1b. (To STL with third- and sixth-round picks for first-round pick)
- 2. Engram, Bobby, WR, Penn St.
- 3. (Traded to STL with CHI first- and sixth-round picks)
- 4. Grasmanis, Paul, DT, Notre Dame
- 5. Villarrial, Chris, C/G, Indiana (PA)
- 6a. Clark, Jon, T Temple
- 6b. (To STL - CHI got pick from DAL in Jim Schwantz trade 8/28/94)
- 7a. Keyes, Marcus, DT, North Alabama
- 7b. Hicks, Michael, RB, So. Car. State
(Compensatory pick)

1997 (Apr 19-20)

- 1. (To SEA for QB Rick Mirer and 1997 4th round pick)
- 2. Allred, John, TE, USC
(From St. Louis for 1997 2nd and 6th round picks)
- 3. Sapp, Bob, G, Washington
- 4a. Autry, Darnell, RB, Northwestern
(From Seattle in Mirer trade)
- 4b. Robinson, Marcus, WR, So. Carolina
- 5. Hiles, Van, S, Kentucky
- 6a. (To STL in 1997 2nd round pick swap)
- 6b. Swayda, Shawn, DE, Arizona State
(Compensatory pick)
- 6c. Parker, Ricky, S, San Diego State
(Compensatory pick)
- 6d. Hogans, Richard, LB, Memphis
(Compensatory pick)
- 7a. Miano, Mike, DT, SW Mo. State
- 7b. Thomas, Marvin, DE, Memphis
(Compensatory pick)

1998 (Apr 18-19)

- 1. Enis, Curtis, RB, Penn State
- 2. Parrish, Tony, S, Washington
- 3. Kreutz, Olin, C-G, Washington
- 4. Mayes, Alonzo, TE, Oklahoma State
- 5. (Pick traded to Kansas City for WR Chris Penn)
- 6a. Draft, Chris, LB, Stanford
- 6b. Mannelly, Patrick, T, Duke
(Compensatory pick)
- 7a. (Pick traded to Jacksonville for OL Jimmy Herndon)
- 7b. Overhauser, Chad, G, UCLA
(Pick from SF for LB Anthony Peterson)
- 7c. Moreno, Moses, QB, Colorado State
(Compensatory pick)



CHICAGO BEARS YEAR-BY-YEAR DRAFT PICKS

1999 (Apr 17-18)

- 1a. (To WAS for first-, third-, fourth- and fifth-round picks and a third-round pick in 2000)
- 1b. McNown Cade, QB, UCLA (from Washington)
- 2a. (To WAS for second- and fifth-round picks)
- 2b. (To OAK with fourth-rounder for second-, third- and fourth-round picks)
- 2c. Davis, Russell, DL, North Carolina (from Oakland)
- 3a. Tucker, Rex, OL, Texas A&M
- 3b. Bates, D'Wayne, WR, Northwestern (from Washington)
- 3c. Booker, Marty, WR, NW Louisiana (from Oakland)
- 4a. Holdman, Warrick, LB, Texas A&M (from Washington)
- 4b. Colvin, Rosevelt, DE, Purdue (from Oakland)
- 5a. (To San Diego in 6/98 for Sean Lee)
- 5b. Wisne, Jerry, OL, Notre Dame (from Washington)
- 5c. Samuel, Khari, LB, UMass (from Washington)
- 5d. Azumah, Jerry, CB, New Hampshire (from Kansas City)
- 6a. (To Cleveland for sixth- and seventh-round picks)
- 6b. Cook, Rashard, S, USC (from Cleveland)
- 7a. (To Cleveland for two seventh-round picks)
- 7b. (To Green Bay for Glyn Milburn)
- 7c. Sanford, Sulacio, WR, Mid. Tenn. St. (from Cleveland)
- 7d. Finn, Jim, FB, Pennsylvania (from Cleveland)

2000 (Apr 15-16)

1. Urlacher, Brian, LB, New Mexico
2. Brown, Mike, S, Nebraska
- 3a. White, Dez, WR, Georgia Tech
- 3b. Lyman, Dustin, TE, Wake Forest (from Washington)
- 4a. (to STL for fourth-, fifth- and seventh-round picks)
- 4b. Austin, Reggie, CB, Wake Forest (from St. Louis)
- 5a. (to New Orleans for WR Eddie Kennison)
- 5b. (to San Francisco for sixth- and seventh-round picks)
- 6a. Murphy, Frank, RB, Kansas State (from San Francisco)
- 6b. Edinger, Paul, K, Michigan State
- 7a. (to Cleveland with another seventh for three seventh-rounders)
- 7b. (to Tennessee for LB Lemanski Hall)
- 7c. Cotton, James, DE, Ohio State (from Cleveland)
- 7d. (to Miami for P Brent Bartholomew)
- 7e. Green, Michael, S, NW St. (LA) (from Cleveland)

2001 (Apr 21-22)

1. Terrell, David, WR, Michigan
2. Thomas, Anthony, RB, Michigan
3. Gandy, Mike, OG, Notre Dame
4. Riley, Karon, DE, Minnesota
5. Robertson, Bernard, OG, Tulane
6. (to SF for DB R.W. McQuarters)
7. Capel, John, WR, Florida

2002 (Apr 20-21)

1. Colombo, Marc, OT, Boston College
2. (to Dallas)
- 3a. Williams, Roosevelt, CB, Tuskegee (from Dallas)
- 3b. Metcalf, Terrence, T-G, Mississippi
4. Brown, Alex, DE, Florida
- 5a. Gray, Bobby, SS, Louisiana Tech (from Dallas)
- 5b. Knight, Bryan, LB, Pittsburgh
- 6a. Peterson, Adrian, RB, Ga. Southern (from Miami)
- 6b. Elliott, Jamin, WR, Delaware
- 6c. Fletcher, Bryan, TE, UCLA (Compensatory)
7. (to Miami)

2003 (Apr 26-27)

- 1a. Haynes, Michael, DE, Penn State (from New England through Buffalo)
- 1b. Grossman, Rex, QB, Florida (from NY Jets)
2. Tillman, Charles, CB, La.-Lafayette
3. Briggs, Lance, LB, Arizona
- 4a. Johnson, Todd, FS, Florida
- 4b. Scott, Ian, DT, Florida (from NY Jets)
- 5a. Wade, Bobby, WR, Arizona
- 5b. Gage, Justin, WR, Missouri (from Jacksonville)
- 5c. LaFavor, Tron, DT, Florida (Compensatory)
- 6a. Odom, Joe, LB, Purdue (from Miami)
- 6b. Forsey, Brock, RB, Boise State (Compensatory)
7. Anderson, Bryan, G, Pittsburgh (Compensatory)

2004 (Apr 24-25)

1. Harris, Tommie, DT, Oklahoma
2. Johnson, Tank, DT, Washington
3. Berrian, Bernard, WR, Fresno State
- 4a. Vasher, Nathan, CB, Texas
- 4b. Joe, Leon, LB, Maryland (from SF)
- 5a. Harriott, Claude, DE, Pittsburgh (from San Francisco)
- 5b. Krenzel, Craig, QB, Ohio State
6. (to Washington for FB Bryan Johnson)
7. Marshall, Alfonso, CB, Miami (FL)

2005 (Apr 23-24)

1. Benson, Cedric, RB, Texas
2. Bradley, Mark, WR, Oklahoma
3. (to Miami for DE Adewale Ogunleye)
4. Orton, Kyle, QB, Purdue
5. Currie, Airese, WR, Clemson
6. Harris, Chris, S, Louisiana-Monroe
7. Wilson, Rodriques, LB, South Carolina

2006 (Apr 29-30)

1. (to Buffalo for second and third- round picks)
- 2a. Manning, Danieal, S, Ab. Christian (from Buffalo)
- 2b. Hester, Devin, CB, Miami (FL)
- 3a. Dvoracek, Dusty, DT, Oklahoma (from Buffalo)
- 3b. (to Carolina for CB Ricky Manning, Jr.)
4. Williams, Jamar, LB, Arizona State
5. Anderson, Mark, DE, Alabama
- 6a. Runnels, J.D., FB, Oklahoma
- 6b. Reed, Tyler, G, Penn State (from Seattle)
7. (to Miami for LB Brendon Ayanbadejo)

2007 (Apr 28-29)

1. Olsen, Greg, TE, Miami (FL)
- 2a. (to San Diego from Washington through NY Jets)
- 2b. Bazuin, Dan, DE, Central Michigan (from SD)
- 2c. (to Green Bay from NY Jets for RB Thomas Jones)
- 3a. Wolfe, Garrett, RB, Northern Illinois (from SD)
- 3b. Okwo, Michael, LB, Stanford
4. Beekman, Josh, G, Boston College
- 5a. Payne, Kevin, S, Louisiana-Monroe (from SD)
- 5b. Graham, Corey, DB, New Hampshire
6. (to Washington for S Adam Archuleta)
- 7a. McBride, Trumaine, CB, Mississippi (from SF through CLE)
- 7b. Brant, Aaron, T, Iowa State

2008 (Apr 26-27)

1. Williams, Chris, OT, Vanderbilt
2. **Forté, Matt, RB, Tulane**
- 3a. Bennett, Earl, WR, Vanderbilt (from San Francisco)
- 3b. (to San Francisco)
- 3c. Harrison, Marcus, DT, Arkansas (from San Diego)
- 4a. (to Miami)
- 4b. Steltz, Craig, S, LSU (from TB)
- 5a. Bowman, Zackary, CB, Nebraska (from Carolina)
- 5b. (to Dallas through Buffalo and Jacksonville)
- 5c. Davis, Kellen, TE, Michigan State (from SEA through JAX and TB)
6. (to Tampa Bay)
- 7a. Baldwin, Ervin, DE, Mich. State (from Miami)
- 7b. Adams, Chester, G, Georgia
- 7c. LaRocque, Joey, LB, Oregon State (Compensatory)
- 7d. Barton, Kirk, T, Ohio State (Compensatory)
- 7e. Monk, Marcus, WR, Arkansas (Compensatory)

2009 (Apr 26-27)

- 1. (to Denver for QB Jay Cutler)
- 2. (to Seattle)
- 3a. (to Denver for QB Jay Cutler)
- 3b. Gilbert, Jarron, DT, San Jose State (from Seattle)
- 3c. Iglesias, Juaquin, WR, Oklahoma (Compensatory)
- 4a. Melton, Henry, DE, Texas (from Seattle)
- 4b. Moore, D.J., CB, Vanderbilt
- 5a. Knox, Johnny, WR, Ab. Christian (from Denver via Seattle)
- 5b. Freeman, Marcus, LB, Ohio State
- 6. Afalava, Al, S, Oregon State
- 7a. (to TB for G Dan Buenning)
- 7b. Louis, Lance, TE, San Diego State (Compensatory)
- 7c. Kinder, Derek, WR, Pittsburgh (Compensatory)

2010 (Apr 22-24)

- 1. (to Denver for QB Jay Cutler)
- 2. (to Tampa Bay for DE Gaines Adams)
- 3. Wright, Major, S, Florida
- 4. Wootton, Corey, DE, Northwestern
- 5. Moore, Joshua, CB, Kansas State
- 6. LeFevour, Dan, QB, Central Mich.
- 7. Webb, J'Marcus, T, West Texas A&M

2011 (Apr 28-30)

- 1. Carimi, Gabe, T, Wisconsin
- 2a. Paea, Stephen, DT, Oregon State
- 2b. (to Washington for 2nd & 4th rd. picks)
- 3. Conte, Chris, S, California
- 4. (to Washington)
- 5. Enderle, Nathan, QB, Idaho
- 6. Thomas, J.T., LB, West Virginia
- 7. Unga, Harvey, RB, BYU (selected in 2010 Supplemental Draft)

2012 (Apr 26-28)

- 1. McClellin, Shea, DE, Boise State
- 2. Jeffery, Alshon, WR, South Carolina
- 3a. (to Miami for WR Brandon Marshall from Carolina)
- 3b. Hardin, Brandon, S, Oregon State
- 4. Rodriguez, Evan, TE, Temple
- 5. (to St. Louis)
- 6. Frey, Isaiah, CB, Nevada
- 7. McCoy, Greg, CB, TCU

2013 (Apr 25-27)

- 1. Long, Kyle, G, Oregon
- 2. Bostic, Jonathan, LB, Florida
- 3. (to Miami for WR Brandon Marshall from Carolina)
- 4. Greene, Khaseem, LB, Rutgers
- 5a. (to Atlanta for 5b)
- 5b. Mills, Jordan, T, Louisiana Tech
- 6. Washington, Cornelius, DE, Georgia
- 7. (to NE for Brian Price from TB)
- 7b. (from Atlanta) Wilson, Marquess, WR, Wash. St.

2014 (May 8-10)

- 1. Fuller, Kyle, CB, Virginia Tech
- 2. Ferguson, Ego, DT, LSU
- 3. Sutton, Will, DT, Arizona State
- 4a. Carey, Ka'Deem, RB, Arizona
- 4b. Vereen, Brock, S, Minnesota (from Denver)
- 5. (to Denver)
- 6a. Fales, David, QB, San Jose State
- 6b. O'Donnell, Pat, P, Miami (FL) (from Tampa Bay for T Gabe Carimi)
- 7a. (to Dallas for TE Dante Rosario)
- 7b. Leno, Charles, T, Boise State (from Denver)

2015 (April 30 - May 2)

- 1. White, Kevin, WR, West Virginia
- 2. Goldman, Eddie, DT, Florida State
- 3. Grasu, Hroniss, C, Oregon
- 4. Langford, Jeremy, RB, Michigan State
- 5a. Amos, Adrian, S, Penn State (from NY Jets for WR Brandon Marshall)
- 5b. (to Denver)
- 6. Fabuluje, Tayo, G, TCU
- 7. (to NY Jets for WR Brandon Marshall)

2016 (April 28-30)

- 1a. Floyd, Leonard, LB, Georgia (from Tampa Bay)
- 1b. (to Tampa Bay)
- 2a. (to Buffalo)
- 2b. (from Buffalo to Seattle)
- 2c. Whitehair, Cody, G, Kansas St. (from Seattle)
- 3. Bullard, Jonathan, DE, Florida
- 4a. (to Tampa Bay)
- 4b. Kwiatkoski, Nick, LB, West Virginia (from LA Rams)
- 4c. (from Buffalo to LA Rams)
- 4d. Bush, Deon, CB, Miami (FL) (from Seattle)
- 4e. Hall, Deiondre', CB, Northern Iowa (from NE for TE Martellus Bennett)
- 5. Howard, Jordan, RB, Indiana
- 6a. Houston-Carson, DeAndre, S, William & Mary
- 6b. (from NE for LB Jonathan Bostic; back to NE in TE Martellus Bennett trade)
- 6c. (from Carolina for DE Jared Allen to LA Rams)
- 7. Braverman, Daniel, WR, W. Michigan

MOST SELECTED BY POSITION

The following reflects the amount of players selected by the Bears at each position in the first seven rounds of the NFL draft dating back to 1936 (at least two or more selections).

Round 1

Pos Tot. Last Selection

- RB 16 2005, Cedric Benson
- T 13 2011, Gabe Carimi
- DE 9 2012, Shea McClellin
- B 8 1959, Don Clark
- QB 8 2003, Rex Grossman

Round 2

Pos Tot. Last Selection

- RB 11 2008, Matt Forté
- CB 9 2006, Devin Hester
- DT 8 2015, Eddie Goldman
- T 7 1994, Marcus Spears
- WR 7 2012, Alshon Jeffery

Round 3

Pos Tot. Last Selection

- WR 12 2009, Juaquin Iglesias
- G 9 2001, Mike Gandy
- B 8 1961, Claude Gibson

- T 7 2002, Terrence Metcalf
- DT 7 2014, Will Sutton

Round 4

Pos Tot. Last Selection

- T 10 1986, Paul Blair
- G 9 2007, Josh Beekman
- LB 8 2013, Khaseem Greene
- RB 8 2015, Jeremy Langford
- B 7 1957, Jack Johnson
- DE 7 2010, Corey Wootton
- E 7 1963, Stan Sanders

Round 5

Pos Tot. Last Selection

- G 7 2001, Bernard Robertson
- WR 7 2009, Johnny Knox
- B 6 1961, Keith Lincoln
- LB 6 2009, Marcus Freeman
- T 6 2013, Jordan Mills

Round 6

Pos Tot. Last Selection

- B 14 1961, George Fleming
- LB 8 2011, J.T. Thomas
- T 8 1996, Jon Clark
- QB 8 2014, David Fales
- RB 7 2006, J.D. Runnels

Round 7

Pos Tot. Last Selection

- T 13 2014, Charles Leno
- WR 11 2013, Marquess Wilson
- B 8 1965, Mickey Sutton
- CB 6 2012, Greg McCoy
- DE 6 2008, Ervin Baldwin
- E 6 1967, John Truitt
- LB 6 2008, Joey LaRocque
- QB 6 1998, Moses Moreno
- G 6 2009, Lance Louis



CHICAGO BEARS ALL-TIME JERSEY NUMBERS

This is a list of the jersey numbers and the players who wore them in the regular season (not pre-season or training camp).

1

Jim Conzelman (1920)
Paddy Driscoll (1920, 1926-29)
Jake Lanum (1920-24)
Oscar Johnson (1924)
Lee Artoe (1940-43)
Jeff Jaeger (1996-99)
Ryan Quigley (2012)

2

Joe LeFleur (1922-25)
Ralph King (1925)
Link Lyman (1926-34)
Dick Nesbitt (1930-33)
Bill Pollock (1935-36)
Gary Famiglietti (1938-45)
Doug Flutie (1986)
Will Furrer (1992)
Mike Horan (1998)
Paul Edinger (2000-04)
Jason Campbell (2012)
Jordan Palmer (2013)

3

Ed Sternaman (1920-30)
Robert Koehler (1920-21)
Clifford Ashburn (1930)
Bronko Nagurski (1930-37; 43)
Albert Johnson (1938)
Lewis Hamity (1941)
Dante Magnani (1943, 46, 49)
Jim Fordham (1944-45)
Eddie Allen (1947)
Wally Dreyer (1949)

RETIRED FOR NAGURSKI

4

Pard Pearce (1920-22)
Johnny Bryan (1922-25)
Joe Sternaman (1922-25; 1927-30)
Keith Molesworth (1931-38)
Reino Nori (1938)
Harry Clarke (1940-43)
Dante Magnani (1943, 46, 49)
Frank Maznicki (1942)
Tip Mooney (1944-46)
Nick Sacrinty (1947)
John Roveto (1982)

Steve Fuller (1984-87)
Jim Harbaugh (1988-93)
Steve Walsh (1994-95)
Moses Moreno (1998)
Brad Maynard (2001-10)
Jay Feely (2014)
Spencer Lanning (2015)

5

Charley Dressen (1920)
Ken Huffine (1921)
Carl Hanke (1922)
George Bolan (1921-24)
Laurie Walquist (1922-31)
Bill Buckler (1926-31)
George Corbett (1932-38)
Anton Stolfi (1939)
Robert MacLeod (1939-40)
George McAfee (1940-50)
Billy Stone (1951-54)

RETIRED FOR McAFEE

6

Sid Gepford (1920)
Jim Kendricks (1924)
Hec Garvey (1922-25)
Bill Senn (1926-31)
Bernie Leahy (1932)
Gene Ronzani (1933-40)
John Siegal (1939-43)
Don Kindt (1947-56)
Hans Nielsen (1981)
Kevin Butler (1985-95)
Jay Cutler (2009-15)

7

George Halas (1920-29)
Joseph Lintzenich (1930-31)
John Sisk (1932-36)
Ernest Rentner (1936-37)
John Oelerich (1938)
Edgar Manske (1938-40)
Bill Geyer (1942)
Ed Sprinkle (1944-55)
John Huarte (1972)
Bob Avellini (1975-84)

RETIRED FOR HALAS

8

Leo Johnson (1920)
Pete Stinchcomb (1921-22)
Johnny Bryan (1922-25)
Roy White (1925, 1927-29)

Carl Brumbaugh (1930-37)
Al Moore (1932)
George Grosvenor (1935-36)
Charles Heileman (1939)
Hugh Gallarneau (1941-42, 45-47)
Dante Magnani (1943, 46, 49)
Bill Glenn (1944-45)
James Canady (1948-49)
Vince Evans (1977-83)
Maury Buford (1985-86, 89-91)
Mike Hohensee (1987)
Pat O'Neill (1995)
Carlos Huerta (1996)
Cade McNown (1999-2000)
Rex Grossman (2003-08)
Adam Podlesh (2011-13)
Jimmy Clausen (2014-15)

9

Johnny Bryan (1922-25)
Roy White (1925, 1927-29)
Clifford Lemon (1926)
Walter Holmer (1929-30)
Paul Franklin (1930-34)
John Bettridge (1937)
Ray Buivid (1937-38)
Bill Osmanski (1939-45)
Dick Flanagan (1948-49)
Bob Williams (1951-53)
William Wade (1961-66)
Virgil Carter (1977)
John Roveto (1981)
Jim McMahon (1982-88)
Shane Matthews (1993-96, 99-01)
Chad Hutchinson (2004)
Robbie Gould (2005-15)

10

Burt Ingwersen (1920-21)
Gus Fetz (1923)
Oscar Johnson (1924)
Milton Romney (1925-29)
Leland Elnes (1929)
Leo Jensvold (1931)
Jack Manders (1933-40)
Arthur Buss (1934-35)
John Petty (1942)
Noah Mullins (1946-49)
Al Campana (1950-53)
Tom O'Connell (1953)
Rudy Bukich (1963-68)
Bobby Douglass (1970-76)
John Duvic (1987)

Peter Tom Willis (1990-93)
 Anthony Brooks (1993-94)
 Mark Butterfield (1996)
 Jaret Holmes (1999)
 Louie Aguiar (2000)
 Henry Burris (2002)
 Kordell Stewart (2003)
 Doug Brien (2005)
 Richmond McGee (2009)
 Todd Collins (2010)
 Nathan Endelre (2011)
 Olindo Mare (2012)
 Marquess Wilson (2013-15)

11

Andy Feichtinger (1920-21)
 Oscar Knop (1923-28)
 Leland Elnes (1929)
 Lennon Blackman (1930)
 Link Lyman (1926-28, 30-31, 33-34)
 Harold Ely (1932)
 John Doehring (1932-37)
 Arthur Buss (1934-35)
 Joe Maniaci (1938-41)
 Frank Morris (1942)
 Bill Geyer (1942-43, 46)
 Russ Reader (1947)
 Fred Evans (1948)
 Julie Rykovich (1949-51)
 Jim Haluska (1956)
 Jack Concannon (1967-71)
 Virgil Carter (1976)
 Greg Landry (1984)
 Kevin Brown (1987)
 Brian Gowins (1999)
 Mark Hartsell (2000)
 Jeff Blake (2005)
 Roy Williams (2011)
 Josh Bellamy (2014-15)

12

Jerry Jones (1920-21)
 Lou Usher (1921, 23)
 Abe Yourist (1923)
 Link Lyman (1926-34)
 John Ryan (1929)
 Frank Sullivan (1935-39)
 Anton Stolfa (1939)
 Harold Lahar (1941-43)
 Jim Benton (1943)
 Abe Croft (1944-45)
 Walter Lamb (1946)
 Steve Romanik (1950-53)

Zeke Bratkowski (1954-59)
 Dick Norman (1961-62)
 Larry Rakestraw (1964-67)
 Rusty Lisch (1984)
 Steve Bradley (1987)
 Erik Kramer (1994-98)
 Brent Bartholomew (2000)
 Chris Chandler (2002-03)
 Jonathan Quinn (2004)
 Justin Gage (2005-06)
 Caleb Hanie (2009-11)
 Josh McCown (2012-13)
 David Fales (2014-15)

13

Guy Chamberlin (1920-21)
 George Trafton (1920-32)
 Joe Stydahar (1936-46)
 Monte Merkel (1942-43)
 Jake Sweeney (1944)
 Frank Ramsey (1945)
 Bob Snyder (1945)
 Thurman Garrett (1947-48)
 Jack Dugger (1949)
 Rick Mirer (1997)
 Johnny Knox (2009-12)
 Rashad Ross (2014)

14

Kile MacWherter (1920)
 JR Taylor (1921-22)
 Fred Larson (1922)
 Link Lyman (1926-34)
 Harold Cunningham (1929)
 Frank Don Pauley (1930)
 Lloyd Burdick (1931-32)
 Fred Crawford (1934-35)
 Dick Plasman (1937-41, 44)
 Chuck Drulis (1942)
 George Zorich (1944-46)
 Ed Cifers (1947-48)
 Wayne Hansen (1950-59)
 Willie Thrower (1953)
 Ken Gorgal (1955-56)
 Rudy Bukich (1958-59, 62)
 Bobby Douglass (1969)
 Buddy Lee (1971)
 Jim Harbaugh (1987)
 Ben Bennett (1988)
 Brian Griese (2006-07)
 Brett Basanez (2009)
 Eric Weems (2012-13)
 Santonio Holmes (2014)

Deonte Thompson (2015)

15

Jim Conzelman (1920)
 Walter Veach (1920)
 Harry Englund (1920-23)
 Pat Flaherty (1923)
 Verne Mullen (1923-25)
 Bill Fleckenstein (1925-30)
 William Buckler (1926-31)
 Henry Hammond (1937)
 Al Matuza (1941-45)
 Forest Masterson (1945)
 Mike Holovak (1947-48)
 Curley Morrison (1950-53)
 Ed Brown (1954-61)
 Virgil Carter (1968-69)
 Mirro Roder (1973-74)
 Mike Phipps (1977-81)
 Dave Finzer (1984)
 Bryan Wagner (1987-88)
 Jim Miller (1999-2002)
 Josh McCown (2011)
 Brandon Marshall (2012-14)

16

Randolph Young (1920)
 Russell Smith (1921-23)
 Ed Healey (1922-27)
 William Buckler (1926-31)
 John Polisky (1929)
 Henry Anderson (1931)
 Charles Braidwood (1932)
 Harry Richman (1929)
 Bronko Nagurski (1930-39)
 George Musso (1933-44)
 Milt Vucinich (1945)
 Rudy Mucha (1945-46)
 Hank Norberg (1948)
 George Blanda (1949-58)
 Ed Cody (1949-51)
 Kent Nix (1970-71)
 Bob Thomas (1975-84)
 Tim Lashar (1987)
 Todd Sauerbrun (1995-99)
 Craig Krenzel (2004)
 Mark Bradley (2005-08)
 Patrick O'Donnell (2014-15)



CHICAGO BEARS ALL-TIME JERSEY NUMBERS

17

Ross Petty (1920)
Ralph Scott (1921-25)
Fred Larson (1922)
Elmer Wynne (1928)
George Lyon (1929)
Everett Nelson (1929)
Milton Frump (1930)
Jim Pederson (1932)
Joe Zeller (1938)
Bob Snyder (1939-43)
Pete Gudauskas (1943-44)
Richie Petitbon (1959-68)
Cliff Hardy (1971)
Ike Hill (1973-74)
Tom Barnhardt (1987)
Sean Payton (1987)
Quintin Smith (1990)
Chris Gardocki (1992-94)
Dave Krieg (1996)
Danny Wuerffel (2001)
Cory Sauter (2002)
Airese Currie (2006)
Juaquin Iglesias (2009)
Alshon Jeffery (2012-15)

18

JL Shank (1920)
Richard Barker (1921)
Heartley "Hunk" Anderson (1922-27)
Ed Anderson (1923)
Richard Murry (1924)
Don Murry (1924-31)
Edward Michaels (1935)
Jim Mooney (1935)
Joe Stydahar (1936-46)
Edgar Manske (1937)
Alec Shellog (1939)
Adolph Kissell (1942)
Joe Osmanski (1946-49)
Fred Negus (1950)
Ron Knox (1957)
Jerry Moore (1971-72)
Mike Tomczak (1985-90)
Steve Stenstrom (1995-98)
Chris Boniol (1999)
Kyle Orton (2005-08)
Dane Sanzenbacher (2011-12)
Micheal Spurlock (2014)

19

Chester May (1920)
Walter "Red" May (1920)
George Bolan (1921-24)
Frank Hanny (1922-26)
Earl Evans (1926-29)
Lemon Blackmon (1930)
Eugene Smith (1930)
Latham Flanagan (1931)
Charles Tackwell (1931-33)
Dick Stahlman (1933)
Ed Kawal (1931-36)
Lou Gordon (1938)
John Siegal (1939-43)
Phil Martinovich (1940)
Bill Hempel (1942)
Nick Keriasotis (1942-44)
Dominic Sigillo (1943-44)
Peter Perez (1945)
Don Perkins (1945-46)
Harper Davis (1950)
Gary Huff (1973-76)
Ray Stachowicz (1983)
Carl Ford (2005)
Devin Aromashodu (2009-10)
Joe Anderson (2012-13)
Josh Morgan (2014)
Eddie Royal (2015)

20

Paddy Driscoll (1920, 1926-29)
Jack Mintun (1921-22)
Ted Drews (1928)
Jules "Zuck" Carlson (1929-36)
Fred Dreher (1938)
Bob Nowaskey (1940-42)
James Logan (1942-43)
Fred Munde (1943-45)
Jim Keane (1946-51)
Ray Gene Smith (1954-47)
Pete Johnson (1959)
Justin Rowland (1960)
Bobby Jackson (1961)
Joe Taylor (1967-74)
Mike Adamle (1975-76)
Reuben Henderson (1981-82)
Kevin Potter (1983-84)
Thomas Sanders (1985-89)
Mark Carrier (1990-96)
Corey Dowden (1997)
James Allen (1998-2001)
Roosevelt Williams (2002)
Thomas Jones (2004-06)

Adam Archuleta (2007)
Craig Steltz (2008-13)
Shaun Draughn (2014)
Terrance Mitchell (2014-15)

21

Hugh Blacklock (1920-25)
Verne Mullen (1923-25)
Dick Sturtridge (1928-29)
Daniel McMullen (1930-31)
Paul Engebretsen (1932)
Wayland Becker (1934)
Dan Fortmann (1936-43)
Chuck Drulis (1945-50)
Bunny Figner (1953)
Ron Drzewiecki (1955-56)
Perry Jeter (1956-57)
John Arnett (1964-66)
Cecil Turner (1968-73)
Dave Gagnon (1974)
Nemiah Wilson (1975)
Leslie Frazier (1981-85)
Reggie Phillips (1987)
Donnell Woolford (1989-96)
Darnell Autry (1997)
Terry Cousin (1998-99)
R.W. McQuarters (2000-04)
Rashied Davis (2005)
Dante Wesley (2006)
Corey Graham (2007-11)
Major Wright (2012-13)
Ryan Mundy (2014)
Tracy Porter (2015)

22

Roy Adkins (1920-21)
Jim McMillen (1924-29)
Paul Schuette (1930-32)
William Karr (1933-38)
Saul Sherman (1939-40)
Norm Standlee (1941)
Lloyd Reese (1946)
Ed Ecker (1947)
Bobby Layne (1948)
George Blanda (1949-58)
SJ Whitman (1953-54)
Jesse Castete (1956)
Billy Martin (1962-64)
Bill Martin (1964-65)
Charlie Brown (1966-67)
Ross Montgomery (1969-70)
Cyril Pinder (1971)
Clifton Taylor (1974)

Johnny Musso (1975-77)
 Dave Williams (1979-81)
 Dave Duerson (1983-88)
 Johnny Bailey (1990-91)
 Robert Green (1993-96)
 Ronnie Harmon (1997)
 Shawn Wooden (2000)
 Than Merrill (2001)
 Brock Williams (2003)
 Alfonso Marshall (2004)
 Tyler Everett (2006)
 Matt Forté (2008-15)

23

Guy Chamberlain (1920-21)
 Roy White (1925, 27-29)
 Ernie Vick (1927-28)
 Ralph Maillard (1929)
 Lyle Drury (1930-31)
 Gilbert Bergerson (1932-33)
 Victor Zizak (1934)
 Ted Rosequist (1934-36)
 Verne Oech (1936)
 Ernest Renter (1936-37)
 Aldo Forte (1939-42)
 Connie Berry (1942-46)
 Washington Serini (1948-51)
 Jerry Shipkey (1953)
 Dave Whitsell (1961-66)
 Al Dodd (1967)
 Clarence Childs (1968)
 Lee Calland (1969)
 Dick Daniels (1969-70)
 Joe Barnes (1974)
 Len Walterscheid (1977-82)
 Shaun Gayle (1984-94)
 Marty Carter (1995-98)
 Jerry Azumah (1999-2005)
 Devin Hester (2006-13)
 Kyle Fuller (2014-15)

24

Lennie High (1920)
 Heartley Anderson (1922-27)
 Chuck Kassel (1927)
 Reginald Russell (1928)
 Luke Johnsos (1929-37)
 Frank Bausch (1937-40)
 Billy Hughes (1940-41)
 Fred Davis (1946-51)
 Erich Barnes (1958-60)
 Roosevelt Taylor (1961-68)
 Don Shy (1970-72)

Willie Roberts (1973)
 Virgil Livers (1975-79)
 Jeff Fisher (1981-84)
 Vestee Jackson (1986-89)
 Eric Jeffries (1987)
 Richard Fain (1992)
 Kevin Miniefield (1993-96)
 Terry Cousin (1997)
 Glyn Milburn (1998-2001)
 Reggie Austin (2002)
 Cameron Worrell (2003-04)
 Ricky Manning, Jr. (2006-07)
 Marcus Hamilton (2008)
 Al Afalava (2009)
 Marion Barber (2011)
 Kelvin Hayden (2012, 14)
 Montel Owns (2014)
 Teddy Williams (2014)
 Alan Ball (2015)

25

Garland Grange (1929-31)
 Charles Malone (1933)
 Walter Kiesling (1934)
 Forrest McPherson (1935)
 Ray Nolting (1936-43)
 Jackie Hunt (1945)
 Mike Jarmoluk (1946-47)
 Ed Macon (1952-54)
 JC Caroline (1956-65)
 Linzy Cole (1970)
 Ron Shanklin (1975-76)
 Art Best (1977-78)
 Lonnie Perrin (1979)
 Todd Bell (1981-86)
 Brad Muster (1988-92)
 Keshon Johnson (1993-94)
 Anthony Johnson (1995)
 Pat Eilers (1995)
 Chris Martin (1996)
 Tom Carter (1997-99)
 Thomas Smith (2000)
 Autry Denson (2001)
 Bobby Gray (2002-04)
 Derek Strait (2006)
 Garrett Wolfe (2007-10)
 Armando Allen (2011-13)
 Ka'Deem Carey (2014-15)

26

Jim Kendricks (1924)
 Harold Erickson (1925)
 John Mohardt (1925)

Henry Vick (1925-27)
 Bert Pearson (1929-34)
 Milford Miller (1932)
 Kay Bell (1937)
 Charles Apolskis (1938-39)
 Al Baisi (1940-42)
 Al Hoptowit (1941-45)
 Joe Abbey (1948-49)
 Richard Barwegen (1950-52)
 Charles Sumner (1955, 1958-60)
 Bennie McRae (1962-70)
 Carl Garrett (1973-74)
 Matt Suhey (1980-89)
 John Mangum (1990-98)
 Jermaine Jones (1999)
 Todd McMillon (2000-04)
 Daven Holly (2005)
 Trumaine McBride (2007-09)
 DeAngelo Smith (2009)
 Tim Jennings (2010-14)
 Antrel Rolle (2015)

27

James Crawford (1925)
 Walter Voss (1927-28)
 Harvey Long (1929)
 John Polisky (1929)
 Ed Kawal (1931-36)
 Alvin Culver (1932)
 John Doehring (1932-37)
 Milt Trost (1935-39)
 Joe Mihal (1940-41)
 Edgar Jones (1945)
 Owen Goodnight (1946)
 John Sisk, Jr. (1964)
 Randy Montgomery (1974)
 Bob Grim (1975)
 Mike Richardson (1983-88)
 Brian Taylor (1989)
 Lewis Tillman (1994-95)
 Walt Harris (1996-2001)
 Rabih Abdullah (2002-03)
 Jason Shivers (2004)
 Chris Thompson (2005)
 Marcus Maxey (2006)
 Nick Turnbull (2006)
 Kevin Jones (2008-09)
 Major Wright (2010-11)
 Sherrick McManis (2012-15)



CHICAGO BEARS ALL-TIME JERSEY NUMBERS

28

Ed Garvey (1925)
Aldous Haddon (1928)
Larry Steinbach (1930-31)
Fritz Febel (1935)
Robert Allman (1936)
Gust Zarnas (1938)
Chet Chesney (1939-40)
Bob Steuber (1942-43)
Lloyd Lowe (1953-54)
Willie Galimore (1957-63)

RETIRED FOR GALIMORE

29

Bill McElwain (1925)
John Wallace (1928)
Joe Kopcha (1929-33)
Gus Mastrogany (1931)
Russ Thompson (1936-39)
Ed Kolman (1940-44)
Douglas McNulty (1943-44)
Glenn Burgeis (1945)
Jack Hoffman (1949-56)
McNeil Moore (1954-56)
Glen Shaw (1960)
Ronnie Bull (1962-70)
Bob Jeter (1971-72)
Mike Morgan (1978)
Vaughn Lusby (1980)
Dennis Gentry (1982-92)
Raymont Harris (1994-97)
Frankie Smith (1998-2001)
Adrian Peterson (2002-09)
Chester Taylor (2010)
Michael Bush (2012-13)
Danny McCray (2014)
Harold Jones-Quartey (2015)

30

Gerald Seibering (1932)
Bob Dunlap (1935)
George Wilson (1937-46)
Allen Smith (1947-48)
Herb Falkenberg (1952)
Bobby Jack Floyd (1953)
Chick Jagade (1954-55)
Jimmy Gunn (1970-75)
John Skibinski (1978-81)
Jack Cameron (1984)
George Duarte (1987)
George Streeter (1989)
James Rouse (1990-91)
Tony Carter (1994-97)

Ricky Bell (1998)
Mike Brown (2000-08)
D.J. Moore (2009-12)
Demontre Hurst (2014-15)

31

Dick Schweidler (1938-41)
Len Akin (1942)
Paul Padmajersky (1944)
Stuart Clarkson (1946-50)
Emerson Cole (1952)
Joe Fortunato (1955-66)
Ross Brupbacher (1970-73)
Bill Knox (1974-76)
Anthony Hutchison (1983-84)
Thomas Sanders (1985-89)
Ken Taylor (1984)
Eric Jeffries (1987)
Bruce McCray (1987)
Greg Lasker (1988)
Mark Green (1989-92)
Rashaan Salaam (1995-97)
Daimon Shelton (2001-02)
Nathan Vasher (2004-09)
Joshua Moore (2010)
Brandon Meriweather (2011)
Isaiah Frey (2013-14)
Chris Prosinski (2015)

32

Al Grygo (1944-45)
Allen Smith (1947-48)
Johnny Lujack (1948-51)
Leon Campbell (1952-54)
Lionel Taylor (1959)
Ralph Kurek (1965-70)
Charlie Ford (1971-73)
Chris Brewer (1987)
Garland Rivers (1987)
Lemuel Stinson (1988-92)
Dwayne Joseph (1995-96)
Ricky Bell (1997)
Edgar Bennett (1998-99)
Marlon Barnes (2000)
Leon Johnson (2001-02)
Todd Johnson (2004)
Cedric Benson (2005-07)
Kahlil Bell (2009-12)
Michael Ford (2013)
Senorise Perry (2014)

33

Denny Meyers (1931)
Herb Joesting (1931-32)
Bernie Masterson (1934-40)
Ray Nolting (1936-43)
George McAfee (1940-41; 1945-50)
Frank Martin (1941)
Johnny Long (1944-45)
Bill Johnson (1946-47)
Jack Karwales (1946-47)
Allen Lawler (1948)
Bob Perina (1949-50)
Wizzer White (1951-52)
Jerry Shipkey (1953)
Larry Morris (1959-65)
Mike Hull (1968-70)
Jim Grabowski (1971)
Gary Kosins (1972-74)
Ted Vactor (1975)
Jack Deloplain (1979)
Calvin Thomas (1982-87)
Lars Tate (1990)
Darren Lewis (1991-92)
Merril Hoge (1994)
Tyrone Hughes (1997)
Bam Morris (1998)
Larry Whigham (2001-02)
Charles Tillman (2003-14)
Jeremy Langford (2015)

34

Jack Torrance (1939-40)
John Federovich (1941-42)
John Dottley (1951-53)
Joe Marconi (1962-66)
Tim Casey (1969)
Bill Tucker (1971)
Norm Hodgins (1974)
Walter Payton (1975-87)

RETIRED FOR PAYTON

35

Dick Bassi (1938-39)
Lee Artoe (1940-43)
Bill Steinkemper (1942-43)
Fred Hartman (1947)
Paul Stenn (1948-51)
Rick Casares (1955-64)
Jim Harrison (1971-74)
Roland Harper (1975-82)
Mike Hintz (1987)
Neal Anderson (1986-93)
James Burton (1994-97)

Anthony Thomas (2001-04)
 Todd Johnson (2005-06)
 Ade Jimoh (2007)
 Zackary Bowman (2008-11)
 Jacquizz Rodgers (2015)

36

Stuart Clarkson (1942)
 Bill Steinkemper (1942-43)
 Fred Munde (1943)
 John Morton (1945)
 Tom Farris (1946-47)
 Bill DeCorrevont (1948-49)
 Merrill Douglas (1958-60)
 James Smith (1961)
 Ron Copeland (1969)
 Roger Lawson (1972-73)
 Perry Williams (1974)
 Tom Donchez (1975)
 Larry Schreiber (1976)
 Wentford Gaines (1978-80)
 Maurice Douglas (1986-94)
 Frank Harris (1987)
 Markus Paul (1989-93)
 Anthony Marshall (1994-97)
 Ray Austin (1998-99)
 Stanley Pritchett (2001-03)
 Jerrell Pippens (2004)
 Brandon McGowan (2005-08)
 Josh Bullocks (2009-10)
 Sean Catthouse (2013)
 Ahmad Dixon (2014)
 Sherrod Martin (2015)

37

Edward Aspatore (1934)
 Young Bussey (1940-41)
 James Logan (1942-43)
 Bernie Digris (1943)
 Bob Steuber (1943)
 Bob Masters (1943-44)
 Edgar Jones (1945)
 Charles Mitchell (1945)
 Broughton Williams (1947)
 John O'Quinn (1950-51)
 George Youngblood (1969)
 Rich Coady (1970-74)

Cid Edwards (1975)
 Conrad Graham (1973)
 Willie McClendon (1979-82)
 Darryl Clark (1987)
 Maurice Douglass (1986-94)
 Pat Eilers (1995)
 Keshon Johnson (1995)
 Tony Parrish (1998-2001)
 Damon Moore (2002)
 Jason McKie (2003-09)
 Anthony Walters (2011-13)
 Bryce Callahan (2015)

38

Roger Ashmore (1927)
 Sam Francis (1937-38)
 Charles Apolskis (1938-39)
 Bill Milner (1947-49)
 Ed Bradley (1950; 52)
 William Brown (1961)
 Ray Ogden (1969-71)
 Dave Juenger (1973)
 Lakei Heimuli (1987)
 John Hardy (1991)
 Tim Worley (1993-94)
 Mike Faulkerson (1995-96)
 Mike Dulaney (1997)
 Robert Chancey (1998)
 Eric Joyce (2002)
 Danieal Manning (2006-10)
 Zackary Bowman (2012-13)
 Adrian Amos (2015)

39

George Gulyanics (1947-52)
 Pete Perini (1953-54)
 JD Smith (1956)
 Ralph Anderson (1958)
 John Adams (1959-62)
 Phil Clark (1970)
 Reggie Sanderson (1973)
 Robin Earl (1977-82)
 Al Wolden (1987)
 Jeremy Lincoln (1992-95)
 Curtis Enis (1998)
 Reggie Austin (2001)
 Travis Coleman (2002)

Lousaka Polite (2007)
 Derrick Martin (2013)
 Al Louis-Jean (2014)
 Jacoby Glenn (2015)

40

Al Campana (1950-53)
 Frank Dempsey (1950-53)
 Stan Wallace (1954-58)
 Don Mullins (1961-62)
 Gale Sayers (1965-71)
 Steve Trimble (1987)

RETIRED FOR SAYERS

41

John Schiechl (1945-46)
 Jack Matheson (1947)
 Alf Bauman (1948-50)
 Babe Dimancheff (1952)
 Harland Carl (1956)
 Brian Piccolo (1966-69)

RETIRED FOR PICCOLO

42

Sid Luckman (1939-50)
RETIRED FOR LUCKMAN

43

Jim Dooley (1952-54, 56-57, 59-62)
 Larry Glueck (1963-65)
 Bob Jones (1967)
 George Farmer (1970-75)
 Earl Douthitt (1975)
 Craig Clemons (1972-77)
 Mike Ulmer (1980)
 Emery Moorehead (1981)
 Walt Williams (1982-83)
 Lorenzo Lynch (1987-90)
 Trevor Cobb (1994)
 Dennis Lundy (1995)
 Mike Green (2000-05)
 Josh Gattis (2007)
 Jason Davis (2008)
 Troy Nolan (2012)
 Tony Fiammetta (2013-14)
 Thomas Gafford (2015)



CHICAGO BEARS ALL-TIME JERSEY NUMBERS

44

Paul Goebel (1925)
Earl Evans (1926-29)
Ray Richards (1933-36)
Bob Margarita (1944-46)
Frank Minini (1947-49)
Frank Szymanski (1949)
WD Garrett (1950)
Gary Lyle (1968-74)
Terry Schmidt (1976-84)
Mike Stoops (1987)
Todd Krumm (1988)
Bob Christian (1992-94)
Michael Hicks (1996-97)
Curtis Enis (1999-2000)
Brock Forsey (2003)
Cameron Worrell (2006)
Kevin Payne (2007-09)
Tyler Clutts (2011)
Jeremy Cain (2013-14)
Antone Smith (2015)

45

Walt Stickel (1946-49)
Gerald Weatherly (1950; 1952-54)
Billy Stone (1951-54)
Bobby Watkins (1955-57)
Rocky Ryan (1958)
Don Bishop (1959)
Dick Gordon (1965-71)
Gary Fencik (1976-87)
Craig Heyward (1993)
Tony Stargell (1997)
Scott Dragos (2000-01)
Cameron Worrell (2008)
Chris Massey (2011)
Harvey Unga (2012)
Brock Vereen (2014-15)

46

Al Babartsky (1943-45)
Chuck Hunsinger (1950-52)
William Anderson (1953-54)
Don Bingham (1956)
Jessee Whittenton (1958)
Angelo Coia (1960-63)
Curtiss Gentry (1966-68)
Craig Baynham (1970)
Matt Maslowski (1972)
Pete Van Valkenburg (1974)
Doug Plank (1975-82)
Anthony Mosley (1987)
Mickey Pruitt (1988-90)

John Ivlow (1993)
Marlon Forbes (1996-98)
Chris Harris (2005-06; 2010-11)
Jeremy Jones (2012)

47

Ted Rosequist (1934-36)
Bill Conkright (1937-38)
Rex Proctor (1953)
Johnny Morris (1958-67)
John Davis (1970)
Ken Grandberry (1974)
Mike Spivey (1977-79)
Jonathan Hoke (1980)
Egypt Allen (1987)
Anthony Blaylock (1993)
Randy Hilliard (1998)
Chris Hudson (1999)
Ray McElroy (2000)
Bryan Johnson (2004-05)
Woodny Turenne (2009)
Chris Conte (2011-14)

48

Beattie Feathers (1934-37)
Bob Swisher (1938-41, 45)
Charles O'Rourke (1942)
Joe Vodicka (1943-45)
Howie Livingston (1953)
Harry Hugasian (1955)
Vic Zucco (1957-59)
Tommy Neck (1962)
Andy Livingston (1964-65)
Ron Smith (1965-70)
Allen Ellis (1973-77, 79-80)
Reggie Phillips (1985-87)
Clifton Abraham (1996)
Van Hiles (1997)
Gabe Reid (2003)
J.D. Runnels (2006)
Evan Rodriguez (2012)
Patrick Scales (2015)

49

James Lesane (1952-53)
Henry Mosley (1955)
Jack Johnson (1957-59)
Charles Bivins (1960-66)
Major Hazelton (1968-69)
David Tate (1968-71)
Joe Moore (1971-72)
Dave Becker (1980)
Donald Jordan (1984)

Tremayne Allen (1997)
Ty Hallock (1998-99)
Marq Cerqua (2002)
Mark Edwards (2005)
Winston Venable (2011)
Anthony Walters (2014)
Sam Acho (2015)

50

Gerald Weatherly (1950; 1952-54)
John Damore (1957-58)
Mike Pyle (1961-69)
Bob Hyland (1970)
Gene Hamlin (1971)
Waymond Bryant (1974-78)
Chris Devlin (1978)
Mark Merrill (1979)
Mike Singletary (1981-92)
James Anderson (2013)
Shea McClellin (2014)

51

Ken Kavanaugh (1940-41; 45-50)
Clinton Wager (1942-43)
Rudy Smeja (1944-45)
Wayne Hansen (1950-58)
Dick Butkus (1965-73)
Mel Rogers (1977)
Doug Becker (1978)
Bruce Herron (1978-82)
Kelvin Atkins (1983)
Jim Morrissey (1985-93)
Mark Rodenhauser (1987)

RETIRED FOR BUTKUS

52

Rich Coady (1970-74)
John Babinecz (1975)
Dan Neal (1975-84)
Cliff Thrift (1985)
Larry Rubens (1986)
Len Seward (1987)
Mark Rodenhauser (1987-88)
Mickey Pruitt (1988-91)
Darwin Ireland (1995)
Robert Bass (1995)
Bryan Cox (1996-97)
Andre Collins (1998)
Keith Burns (1999)
Bobbie Howard (2001-03)
Marcus Reese (2004)
Jamar Williams (2006-09)
Brian Iwuh (2010-11)

Jabara Williams (2011)
 Blake Costanzao (2012-13)
 Khaseem Greene (2014)
 Jonathan Bostic (2015)
 LaRoy Reynolds (2015)

53

Pat Preston (1946-49)
 Bill Wightkin (1950-57)
 Billy Autrey (1953)
 Ken Kirk (1960)
 James Purnell (1964-69)
 Dave Martin (1969)
 Larry Rowden (1971)
 Gail Clark (1973)
 Dan Peiffer (1975-77)
 Tommy Hart (1978-79)
 Paul Tabor (1980)
 Dan Rains (1982-86)
 Larry Rubens (1986)
 Dante Jones (1988-94)
 Michael Lowery (1996-97)
 Lemanski Hall (1998)
 Warrick Holdman (1999-2003)
 Corey Jenkins (2004)
 Leon Joe (2004-06)
 Nick Roach (2007-12)
 Jerry Franklin (2013)
 Darryl Sharpton (2014)
 John Timu (2015)

54

Joe Savoldi (1930)
 Jesse Hibbs (1931)
 Dick Klawitter (1956-57)
 Charles Howley (1958-59)
 Roger LeClerc (1960-66)
 Bill McKinney (1972)
 Adrian Young (1973)
 Larry Ely (1975)
 Tom Hicks (1976-80)
 Brian Cabral (1981-84)
 Doug Rothschild (1987)
 John Adickes (1987-88)
 LaSalle Harper (1989)
 Greg Briggs (1996)
 Ron Cox (1990-95, 1997)
 Ricardo McDonald (1998-99)
 Brian Urlacher (2000-12)

55

Bob Fenimore (1947)
 Fred Venturelli (1948)
 JR Boone (1948-51)
 Robert Moser (1951-53)
 Larry Strickland (1954-59)
 Doug Buffone (1966-79)
 Otis Wilson (1980-87)
 John Roper (1989-92)
 Vinson Smith (1993-96)
 Sean Harris (1997)
 Greg Jones (2001)
 Mike Caldwell (2002)
 Lance Briggs (2003-15)
 Hroniss Grasu (2015)

56

Bill Hewitt (1932-36)
RETIRED FOR HEWITT

57

Billy Patterson (1939)
 Ray McLean (1940-47)
 JR Boone (1948-51)
 Rich Leeuwenberg (1965)
 Dan Pride (1968-69)
 Don Rives (1973-78)
 Lee Kunz (1979-81)
 Al Chesley (1982)
 Bruce Huther (1982)
 David Simmons (1983)
 Tom Thayer (1985-92)
 Eldridge Milton (1987)
 Sean Harris (1995-96)
 Anthony Peterson (1997)
 Olin Kreutz (1998-2010)
 Dom DeCicco (2012)
 Jonathan Bostic (2013-14)
 Lamin Barrow (2015)

58

Ed Neal (1951)
 John Kreamcheck (1953-55)
 Bob Konovsky (1960)
 Franklin McRae (1967)
 Jim Ferguson (1969)
 Bob Pifferini (1972-75)
 Jerry Muckensturm (1976-82)
 Wilber Marshall (1984-88)
 Steve Hyche (1989)
 Michael Stonebreaker (1991)
 Jay Leeuwenburg (1992-95)
 Chris Villarrial (1996-2003)

Jeremy Cain (2004-05)
 Darrell McClover (2006-08)
 Tim Shaw (2009)
 Rod Wilson (2010)
 Dom DeCicco (2011)
 Geno Hayes (2012)
 D.J. Williams (2013-14)
 Jonathan Anderson (2015)

59

Rudy Kuechenberg (1967-69)
 Carl Gersbach (1975)
 Gary Campbell (1977-83)
 Ron Rivera (1984-92)
 Joe Cain (1993-96)
 Daryl Carter (1997)
 Jim Schwantz (1998)
 Rosevelt Colvin (1999-2002)
 Joe Odom (2003-05)
 Rod Wilson (2006-07)
 Gilbert Gardner (2008)
 Cato June (2009)
 Pisa Tinoisamoa (2009-10)
 Patrick Trahan (2011)
 Jerry Franklin (2012)
 Khaseem Greene (2013)
 Christian Jones (2014-15)

60

Don Healy (1958-59)
 Roger Davis (1960-63)
 Brian Schweda (1966)
 Doug Kriewald (1967-68)
 LeeRoy Caffey (1970)
 Wally Chambers (1973-77)
 Lynn Boden (1979)
 Tom Andrews (1984-85)
 Stan Thomas (1991-92)
 Gene McGuire (1993-94)
 Darwin Ireland (1994-95)
 Casey Wiegmann (1997-2000)
 Terrence Metcalf (2002-08)
 Lance Louis (2009-12)
 Taylor Boggs (2013-14)

61

Richard Barwegen (1950-52)
 Bill George (1952-65)
 Don Croftcheck (1967)
 Glen Holloway (1970-73)
RETIRED FOR GEORGE



CHICAGO BEARS ALL-TIME JERSEY NUMBERS

62

Frank Dempsey (1950-53)
Kline Gilbert (1953-57)
Mike Reilly (1964-68)
Glen Holloway (1970-73)
Tom Forrest (1974)
Dan Jiggetts (1976-82)
Mark Bortz (1983-93)
Chris Gray (1997)
Robert Newkirk (2000-01)
Lennie Friedman (2005)
Johan Asiata (2010)
Chilo Rachal (2012)
Eben Britton (2013-14)
Vladimir Ducasse (2015)

63

ML Brackett (1956-57)
Bob Wetoska (1960-69)
John Neidert (1970)
Steve Kinney (1973-74)
Mark Nordquist (1975-76)
Fred Dean (1977)
Jon Morris (1978)
Tony Ardizzone (1979)
Jay Hilgenberg (1981-91)
Todd Burger (1993-97)
Ryan Benjamin (2001)
Jody Littleton (2002)
Corbin Lacina (2003)
Roberto Garza (2005-14)

64

Terrell "Ted" Daffer (1954)
Mike Rabold (1964-66)
Larry Horton (1972-73)
Ernie Jenet (1972-74)
Ted Albrecht (1977-81)
John Roehlk (1987)
Dave Zawatson (1989)
Glenell Sanders (1990)
Mirko Jurkovic (1992)
Andy Heck (1994-98)
Rex Tucker (1999-2004)
Ricky Henry (2011)
Andre Gurode (2012)
Christian Tupou (2013)
Brian de la Puente (2014)
Will Montgomery (2015)

65

Herman Clark (1952-56)
John Hatley (1953)

Stan Fanning (1960-62)
Tom Bettis (1963)
Randy Jackson (1967-74)
Noah Jackson (1975-83)
Eugene Rowell (1987)
Tony Woods (1989)
Terry Price (1990)
Jim Schwantz (1992)
Tory Epps (1993-94)
Evan Pilgrim (1995-97)
Patrick Mannelly (1998-2013)
Patrick Omameh (2015)

66

Phil Martinovich (1940)
Clyde Turner (1940-52)
John Schiechl (1945-46)

RETIRED FOR TURNER

67

Ed Bradley (1950; 52)
Tom Roggeman (1956-57)
Abe Gibron (1958-59)
Ted Karras (1960-64)
George Seals (1965-71)
Bill Line (1972)
Mike Hoban (1974)
Dan Hultz (1974)
Phil McKinnely (1982)
Tim Norman (1983-76)
John Arp (1987)
Jerry Fontenot (1989-96)
Bill Schultz (1997)
Greg Huntington (1997-99)
Josh Warner (2003-04)
Josh Beekman (2007-09)
Herman Johnson (2010)
Chris Spencer (2011-12)
Jordan Mills (2013-14)

68

Gerald Stautberg (1951)
John Badaczewski (1953)
George Burman (1964)
Howard Mudd (1969-70)
Jim Osborne (1972-84)
Paul Blair (1986-87)
Sean McNerney (1987)
Chris Dyko (1989)
Jim Flanigan (1994)
Carl Reeves (1996-98)
Bryan Anderson (2004)
Anthony Oakley (2006-07)

Frank Omiyale (2009-11)
Matt Slauson (2013-15)

69

Ralph Jecha (1955)
William Roehnelt (1958-59)
Ted Wheeler (1970)
Revie Sorey (1975-82)
Tom Myslinski (1993-94)
Vernice Smith (1993)
Octus Polk (1995-96)
Mike Gandy (2001-04)
Fred Miller (2005-08)
Kirk Barton (2008)
Henry Melton (2010-13)
Jared Allen (2014-15)

70

Alvin Culver (1932)
Art Davis (1953-54)
Herman Lee (1958-66)
Bob Pickens (1967-68)
Kenneth Kortas (1969)
Jeff Curchin (1970-71)
Andy Rice (1972-73)
Dennis Lick (1976-81)
Henry Waechter (1982; 1984-86)
Jim Althoff (1987-88)
Troy Auzenne (1992-95)
Ken Anderson (1999)
Alfonso Boone (2001-06)
Babatunde Oshinowo (2007)
Edwin Williams (2010-12)
Michael Ola (2014)
D'Anthony Smith (2015)

71

George Connor (1952-55)
Earl Leggett (1957-66)
Rufus Mayes (1969)
Tony McGee (1971-73)
Roger Stillwell (1975-77)
Rocco Moore (1980)
Perry Hartnett (1982-83)
Andy Frederick (1983-1985)
Jack Oliver (1987)
Caesar Rentie (1988)
James Williams (1991-2002)
Israel Idonije (2004-12)
Nick Becton (2015)

72

Bill Wightkin (1950)
 Bill George (1952-65)
 Ed Nickla (1959)
 Jim Cadile (1962-72)
 Gary Hrivnak (1973-76)
 Brad Shearer (1978-80)
 Jerry Doerger (1982)
 John Janata (1983)
 Andy Frederick (1983-85)
 William Perry (1985-93)
 Scott Adams (1995)
 Jon Clark (1996-97)
 Chris Maumalanga (1997)
 Carl Powell (2001)
 Ernest Grant (2002)
 Qasim Mitchell (2003-05)
 Jimmy Kennedy (2007)
 Dan Buenning (2008)
 James Marten (2009)
 Gabe Carimi (2011-12)
 Tracy Robertson (2013)
 Charles Leno, Jr. (2014-15)

73

Bill Bishop (1952-60)
 Steve Barnett (1963)
 Frank Cornish (1966-69)
 Steve Wright (1971)
 Rich Buzin (1972)
 Mike Hartenstine (1975-86)
 John Wojciechowski (1987-93)
 Marcus Keyes (1996)
 Kevin Dogins (2001-02)
 Tron LaFavor (2003)
 J'Marcus Webb (2010-12)
 Austin Lane (2014)
 Tayo Fabuluje (2015)

74

Herman Clark (1952-56)
 Paul Lipscomb (1954)
 Bob Kilcullen (1957-66)
 Dan James (1967)
 Wayne Mass (1968-70)
 Bob Asher (1972-75)
 Jerry Meyers (1976-79)
 Jeff Williams (1982)
 Jim Covert (1983-90)
 Garland Hawkins (1995)
 Jimmy Herndon (1997-2001)
 Bernard Robertson (2002)
 Scott Sanderson (2003)

Ruben Brown (2004-07)
 Chris Williams (2008-12)
 Jermion Bushrod (2013-15)

75

Fred Williams (1952-62)
 Riley Mattson (1965)
 Dave Hale (1969-71)
 Jeff Sevy (1975-78)
 Henry Waechter (1985)
 Stefan Humphries (1984-86)
 Chuck Harris (1987)
 John Shannon (1988-89)
 Ron Mattes (1991)
 Todd Perry (1993-2000)
 Marc Colombo (2002-05)
 Matt Toeaina (2007-12)
 Kyle Long (2013-15)

76

Charles Miller (1932-37)
 Milford Miller (1932)
 Lester McDonald (1937-39)
 Hampton Pool (1940-43)
 Elmo Kelly (1944)
 Bob Cross (1952-53)
 Ed Meadows (1954-56)
 John Mellekas (1956-61)
 John Johnson (1963-68)
 Bill Staley (1970-71)
 Dave Gallagher (1974)
 Ron Rydalch (1975-80)
 Steve McMichael (1981-93)
 Marcus Spears (1995-96)
 Shawn Lee (1998)
 Brad Culpepper (2000)
 Bobby Setzer (2002)
 John Tait (2004-08)
 Orlando Pace (2009)
 Cory Brandon (2012)
 Joe Long (2013)
 Trevor Scott (2014)
 Bruce Gaston (2015)

77

Harold "Red" Grange (1925, 1929-34)
 Link Lyman (1926-28, 30-31, 33-34)

RETIRED FOR GRANGE**78**

Art Davis (1953-54)
 Stan Jones (1954-65)
 Harry Gunner (1970)

Bob Newton (1971-75)
 John Ward (1976)
 Greg Johnson (1977)
 Keith Van Horne (1981-92)
 Pat Riley (1995)
 Blake Brockermeyer (1999-2001)
 Aaron Gibson (2003-04)
 John St. Clair (2005-08)
 Kevin Shaffer (2009-10)
 James Brown (2012-13)

79

Dick Klein (1958-59)
 Art Anderson (1961-62)
 Dick Evey (1964-68)
 John Hoffman (1971)
 Lionel Antoine (1972-76)
 Emanuel Zanders (1981)
 Kurt Becker (1982-89)
 Louis Age (1992)
 Marcus Spears (1994)
 Scotty Lewis (1995)
 Jerry Wisne (1999-2000)
 Steve Edwards (2002-05)
 Levi Horn (2011)
 Jonathan Scott (2012-13)
 Ryan Groy (2014)
 Terry Williams (2015)

80

Earl Britton (1925)
 Clement Neacy (1927)
 Ted Drews (1928)
 Tom Heardon (1929)
 John Helwig (1953-56)
 Ralph Anderson (1958)
 Ed Cooke (1958)
 Robert Jencks (1963-64)
 Jimmy Jones (1965-67)
 Jon Kilgore (1968)
 Jerry Simmons (1969)
 Craig Cotton (1973)
 Bo Rather (1974-78)
 Rickey Watts (1979-83)
 Tim Wrightman (1985-86)
 James Thornton (1988-92)
 Curtis Conway (1993-99)
 Dez White (2000-03)
 Bernard Berrian (2004-07)
 Brandon Lloyd (2008)
 Earl Bennett (2009-13)
 Marc Mariani (2014-15)



CHICAGO BEARS ALL-TIME JERSEY NUMBERS

81

George Connor (1948-51)
Larry Brink (1954)
Doug Atkins (1955-66)
Marty Amsler (1967-68)
Mike Reppond (1973)
Clint Haselrig (1974)
Gary Butler (1975)
Bob Bruer (1976)
Chuck Bradley (1977)
Robin Earl (1977-82)
Harry Washington (1979)
Jay Saldi (1983-84)
James Maness (1985)
Lew Barnes (1986)
Don Kindt (1987)
Anthony Morgan (1991-93)
Fred Banks (1993)
Jeff Graham (1994-95)
Bobby Engram (1996-2000)
Ahmad Merritt (2001-03)
Rashied Davis (2006-10)
Sam Hurd (2011)
Cameron Meredith (2015)

82

Del Bjork (1937-38)
Ray Bray (1939-42, 46-51)
Anthony Ippolito (1943)
Tom Roberts (1943-44)
Jack Hoffman (1949-56)
Dick Hensley (1953)
Maury Youmans (1960-63)
Rich Kreitling (1964)
Emilo Vallez (1968-69)
Earl Thomas (1971-73)
Matt Maslowski (1972)
Fred Pagac (1974)
Royce Berry (1976)
John Gilliam (1977)
Alan Page (1978-81)
Ken Margerum (1982-84)
Brian Glasgow (1987)
Wendell Davis (1988-93)
Nate Lewis (1994-95)
John Jackson (1996)
Fabien Bowles (1996-98)
Eddie Kennison (2000)
John Davis (2001-02)
Daryl Jones (2004)
John Owens (2004)
Gabe Reid (2005-06)
Greg Olsen (2007-10)

Chris Williams (2013-14)
Khari Lee (2015)

83

Bill McColl (1952-59)
Roger LeClerc (1960-66)
Mac Percival (1967-73)
Charles Wade (1974)
Randy Burks (1976)
Steve Rivera (1977)
Golden Richards (1978-79)
Kris Haines (1979-81)
Willie Gault (1983-87)
Lawrence White (1987)
Eric Wright (1991-92)
Terry Obee (1993-94)
Michael Timpson (1995-96)
Eric Smith (1997)
Macey Brooks (1999-2000)
David Terrell (2001-04)
Mike Hass (2007)
Max Komar (2011)
Martellus Bennett (2013-15)

84

Gerald Weatherly (1950; 1952-54)
John Farrington (1960-63)
Ron Smith (1965)
Austin Denney (1967-69)
Jim Seymour (1970-72)
Richard Harris (1974-75)
Brian Baschnagel (1976-84)
Sam Bowers (1987)
Ron Morris (1987-92)
Chris Gedney (1993-96)
Kerry Cash (1996)
John Allred (1997-2000)
Fred Baxter (2001-02)
Bobby Wade (2003-05)
Brandon Rideau (2008)
Blake Annen (2014)

85

Bob Carey (1958)
Bill Martin (1964-65)
Duane Allen (1966-67)
Willie Holman (1968-73)
Wayne Wheeler (1974)
Steve Schubert (1975-79)
Bob Fisher (1980-81)
Dennis McKinnon (1983-89)
Keith Jennings (1991-97)
Alonzo Mayes (1998-2000)

Kaseem Sinceno (2000)
John Gilmore (2002-07)
Earl Bennett (2008)
Matthew Mulligan (2014)

86

Bill Wightkin (1950-57)
Brad Rowland (1951)
Ed Meadows (1954-56)
Bob Jewett (1958)
Pete Manning (1960-61)
Gary Barnes (1964)
Lloyd Phillips (1967-69)
Jim Hester (1970)
Bob Parsons (1972-83)
Brad Anderson (1984-85)
Clay Pickering (1986)
Cap Boso (1987-91)
Barry Wagner (1992)
Willie Harris (1993)
Marv Cook (1994)
Chris Penn (1997-98)
Marty Booker (1999-2003; 2008)
Eddie Berlin (2005)
Michael Gaines (2009)
Brandon Manumaleuna (2010)
Kyle Adams (2011-13)
Zach Miller (2015)

87

Harlon Hill (1954-61)
Ed O'Bradovich (1962-71)
Steve DeLong (1972)
Tom Reynolds (1973)
Billy Newsome (1977)
Mike Cobb (1978-81)
Emery Moorehead (1981-88)
Tom Waddle (1989-94)
Greg Primus (1995)
Andre President (1995)
Bobby Neely (1996)
Ricky Proehl (1997)
D'Wayne Bates (1999-2001)
Vinnny Sutherland (2002)
Jamin Elliott (2002)
Justin Gage (2003-04)
Muhsin Muhammad (2005-07)
Kellen Davis (2008-12)
Steve Maneri (2013)

88

Gene Schroeder (1951-57)
 Willard Dewveall (1959-60)
 Bobby Joe Green (1962-73)
 Jim Kelly (1974)
 Greg Latta (1975-80)
 Marcus Anderson (1981)
 Brooks Williams (1981-82)
 Ken Knapczyk (1987)
 Glen Kozlowski (1987-92)
 Danta Whitaker (1993)
 Greg McMurtry (1988)
 Fabien Bownes (1995)
 Jack Jackson (1996)
 Harper Le Bel (1997)
 Marcus Robinson (1998-2002)
 Desmond Clark (2003-10)
 Brody Eldridge (2012)
 Dante Rosario (2013-14)
 Rob Housler (2015)

89

Jack Hoffman (1949-56)
 Les Cowan (1951)
 John Aveni (1959-60)
 Mike Ditka (1961-66)
 Terry Stoepe (1967)
 Bob Wallace (1968-72)
 Mel Tom (1973-75)
 James Scott (1976-80, 1982)
 Ken Margerum (1981)
 Mitch Krenk (1984)
 Keith Ortego (1985-88)
 Will Johnson (1987)
 Brent Novoselsky (1988)
 James Coley (1990)
 Ryan Wetnight (1993-99)
 Dustin Lyman (2000-04)
 Matt Spaeth (2011-12)

RETIRED FOR DITKA**90**

Henry Mosley (1955)
 Al Harris (1979-87)
 Alonzo Spellman (1992-97)
 Van Tuinei (1999-2001)
 Bryan Knight (2002-03)
 Antonio Garay (2006-07)
 Joey LaRocque (2008)
 Jarron Gilbert (2009)
 Julius Peppers (2010-13)
 Jeremiah Ratliff (2014-15)
 Ziggy Hood (2015)
 Greg Scruggs (2015)

91

Pat Dunsmore (1983-84)
 Jay Norvell (1987)
 Fred Washington (1990)
 Kelly Blackwell (1992)
 Myron Baker (1993-95)
 Rob Davis (1996)
 John Thierry (1997-98)
 Khari Samuel (1999-2000)
 Tommie Harris (2004-10)
 Amobi Okoye (2011-12)
 David Bass (2013)
 Davie Bass (2014)
 DeDe Lattimore (2014)
 Eddie Goldman (2015)

92

Rob Fada (1983-84)
 Raymond Morris (1987)
 Troy Johnson (1988-89)
 Barry Minter (1993-2000)
 Ted Washington (2001-02)
 Hunter Hillenmeyer (2003-10)
 Stephen Paea (2011-14)
 Pernell McPhee (2015)

93

Oliver Williams (1983)
 Will Johnson (1987)
 Guy Teafatiller (1987)
 Trace Armstrong (1989-94)
 Ervin Collier (1995)
 Paul Grasmanis (1996-98)
 Phillip Daniels (2000-03)
 Adewale Ogunleye (2004-09)
 Thaddeus Gibson (2011)
 Nate Collins (2012-13)
 Will Sutton (2014-15)

94

Mike January (1987)
 Dick Chapura (1987-89)
 John Thierry (1994-96)
 Shane Burton (1999)
 Ty Hallock (2000)
 Keith Traylor (2001-03)
 Alain Kashama (2004)
 Brendon Ayanbadejo (2005-07)
 Marcus Harrison (2008-09)
 Charles Grant (2010)
 Nick Reed (2011)
 Chauncey Davis (2011)
 Cornelius Washington (2013-15)



CHICAGO BEARS ALL-TIME JERSEY NUMBERS

95

- Richard Dent (1983-93, 1995)
- Pat Riley (1995)
- Dana Howard (1996)
- Mark Thomas (1997-98)
- Russell Davis (1999)
- Troy Wilson (2000)
- Karon Riley (2001)
- Keith McKenzie (2002)
- John Stamper (2002)
- Ian Scott (2003-06)
- Anthony Adams (2007-11)
- Larry Grant (2013)
- Cheta Ozougwu (2012-13)
- Ego Ferguson (2014-15)

96

- Keith Ortego (1985-87)
- Greg Fitzgerald (1987)
- Tim Ryan (1990-93)
- Percy Snow (1993)
- Al Fontenot (1993-96)
- Tyrone Williams (1997)
- Chris Draft (1998)
- Clyde Simmons (1999-2000)
- Henry Taylor (2001)
- Alex Brown (2002-09)
- Barry Turner (2010)
- Mario Addison (2011)
- Zach Minter (2013)
- Jeremiah Ratliff (2013)
- Terrell Manning (2014)
- Jarvis Jenkins (2015)

97

- Bobby Bell (1987)
- Sean Smith (1987-88)
- Chris Zorich (1991-97)
- Mike Wells (1998-2000)
- Christian Peter (2002)
- Michael Haynes (2003-05)
- Mark Anderson (2006-10)
- J. T. Thomas (2012)
- Landon Cohen (2013)
- Willie Young (2014-15)

98

- Tyrone Keys (1983-85)
- Brian Glasgow (1987)
- Jon Norris (1987)
- Greg Clark (1988)
- Carl Simpson (1993-97)
- Bryan Robinson (1998-2003)
- Shurron Pierson (2004)
- Dusty Dvoracek (2007-08)
- Darrell McClover (2009)
- Corey Wootton (2010-13)
- Brandon Dunn (2014-15)
- Mitch Unrein (2015)

99

- Jim Daniell (1945)
- Dan Hampton (1979-90)
- Tim Ryan (1990-93)
- Jim Flanigan (1995-2000)
- Joe Tafoya (2001-03)
- Tank Johnson (2004-06)
- Darwin Walker (2007)
- Gaines Adams (2009)
- Marcus Harrison (2010)
- Shea McClellin (2012-13)
- Lamarr Houston (2014-15)

YEAR-BY-YEAR TAKEAWAYS/GIVEAWAYS

The Bears recorded eight interceptions and nine fumble recoveries in 2015 while opponents had 12 interceptions and nine fumble recoveries for a -4 turnover margin which ranked tied for 19th in the NFL. Chicago ranked first in the NFL in takeaways in 2012 and 2006, second in 2008, third in 2010, tied for fifth in 2011, sixth in 2005 and eighth in 2007.

Bears				Defense				Offense				Defense				Offense			
Year	INTs	FR	Total	INTs	FL	Total		INTs	FL	Total		Year	INTs	FR	Total	INTs	FL	Total	
2015	8	9	17	12	9	21		2005	24	10	34	15	13	28					
2014	14	10	24	19	10	29		2004	17	12	29	16	21	37					
2013	19	9	28	13	10	23		2003	15	5	20	20	9	29					
2012	24	20	44	16	8	24		2002	9	19	28	18	17	35					
2011	20	11	31	20	9	29		2001	20	17	37	16	8	24					
2010	21	14	35	21	10	31		2000	11	9	20	16	13	29					
2009	13	15	28	27	7	34		1999	14	19	33	22	15	37					
2008	22	10	32	14	13	27		1998	14	14	28	13	21	34					
2007	16	17	33	21	13	34		1997	13	17	30	22	19	41					
2006	24	20	44	22	14	36		1996	17	11	28	18	9	27					

This is a list of players who have been on the Chicago Bears active roster for at least one NFL game from 1920 through 1994. Beginning in 1995, the list includes players who were on the 53-man roster but may not have appeared in one game.

* indicates deceased players
** indicates no known jersey number

A

Abbey, Joe* (North Texas State), E	26	1948-49
Abdullah, Rabih (Lehigh), RB	27	2002-03
Abraham, Clifton (Florida State), CB	48	1996
Acho, Sam (Texas), LB	49	2015
Adamle, Mike (Northwestern), RB	20	1975-76
Adams, Anthony (Penn State), DT	95	2007-11
Adams, Gaines* (Clemson), DE	99	2009
Adams, John* (Los Angeles State), B	39	1959-62
Adams, Kyle (Purdue), TE	86	2011-13
Adams, Scott (Georgia), T	72	1995
Addison, Mario (Troy), DE	96	2011
Adickes, John (Baylor), C	54	1987-88
Adkins, Roy* (Millikin & Bethany), G	22	1920-21
Afalava, Al (Oregon State), S	24	2009
Age, Louis (SW Louisiana), T	79	1992
Aguiar, Louie (Utah State), P	10	2000
Akin, Len* (Baylor), G	31	1942
Albrecht, Ted (California), T	64	1977-81
Allen, Armando (Notre Dame), RB	25	2011-12
Allen, Duane (Santa Ana), E	85	1966-67
Allen, Eddie* (Penn), FB	3	1947
Allen, Egypt (TCU), DB	47	1987
Allen, James (Oklahoma), RB	20	1998-2001
Allen, Jared (Idaho State), DE	69	2014-15
Allen, Tremayne (Florida), TE	49	1997-98
Allman, Robert* (Michigan State), E	28	1936
Allred, John (USC), TE	84	1997-2000
Althoff, Jim (Winona State), DT	70	1987
Amos, Adrian (Penn State), S	38	2015
Amsler, Marty (Evansville), DE	81	1967-69
Anderson, Art (Idaho), T	79	1961-62
Anderson, Brad (Arizona), WR	86	1984-85
Anderson, Bryan (Pittsburgh), G	68	2004
Anderson, Ed* (Notre Dame), E	18	1923
Anderson, Henry (Northwestern), G	16	1931
Anderson, Hunk* (Notre Dame), G	18, 24	1922-27
Anderson, James (Virginia Tech), LB	50	2013
Anderson, Joe (Texas Southern), WR	19	2012-13
Anderson, Jonathan (TCU), LB	58	2015
Anderson, Ken* (Arkansas), DT	70	1999
Anderson, Marcus (Tulane), WR	88	1981
Anderson, Mark (Alabama), DE	97	2006-10
Anderson, Neal (Florida), RB	35	1986-93
Anderson, Ralph* (Los Ang. St.), E	39, 80	1958
Anderson, William (Compton JC), HB	46	1953-54

Andrews, Tom (Louisville), C	60	1984-85
Annen, Blake (Cincinnati), TE	84	2014
Antoine, Lionel (Southern Illinois), T	79	1972-77
Apolskis, Charles* (DePaul), E	26, 38	1938-39
Archuleta, Adam (Arizona State), S	20	2007
Ardizzone, Tony (Northwestern), C	63	1979
Armstrong, Trace (Florida), DE	93	1989-94
Arnett, Jon (USC), HB	21	1964-66
Aromashodu, Devin (Auburn), WR	19	2008-10
Arp, John (Lincoln), T	67	1987
Artoe, Lee* (California), T	1, 35	1940-43
Ashburn, Clifford* (Nebraska), T	3	1930
Asher, Bob (Vanderbilt), T	74	1972-75
Ashmore, M. Roger* (Gonzaga), T	38	1927
Asiata, Johan (UNLV), G	62	2010
Aspatore, Edward* (Marquette), T	37	1934
Atkins, Doug* (Tennessee), E	81	1955-66
Atkins, Kelvin (Illinois), LB	51	1983
Austin, Ray (Tennessee), S	36	1998-99
Austin, Reggie (Wake Forest), CB	24, 39	2001-02
Autrey, Billy (Stephen F. Austin), C	53	1953
Autry, Darnell (Northwestern), RB	21	1997
Auzenne, Troy (California), T	70	1992-95
Avellini, Bob (Maryland), QB	7	1975-84
Aveni, John* (Indiana), E	89	1959-60
Ayanbadejo, Brendon (UCLA), LB	94	2005-07
Azumah, Jerry (New Hampshire), CB	23	1999-2005

B

Babartsky, Al* (Fordham), T	46	1943-45
Babinecz, John (Villanova), LB	52	1975
Badaczewski, John* (Western Reserve), G	68	1953
Bailey, Johnny* (Texas A&I), WR	22	1990-91
Baisi, Al* (West Virginia), G	26	1940-42
Baker, Myron (Louisiana Tech), LB	91	1993-95
Baldwin, Ervin (Michigan St.), DE	99	2008
Ball, Alan (Illinois), CB	24	2015
Banks, Fred (Liberty), WR	81	1993
Barber, Kurt (USC), DE	97	1997
Barber, Marion (Minnesota), RB	24	2011
Barker, Richard* (Iowa State), G	18	1921
Barnard, Brooks (Maryland), P	16	2003
Barnes, Erich (Purdue), HB/DB	24	1958-60
Barnes, Gary (Clemson), E	86	1964
Barnes, Joe (Texas Tech), QB	23	1974
Barnes, Lew (Oregon), WR	81	1986
Barnes, Marlon (Colorado), RB	32	2000
Barnett, Steve (Oregon), T	73	1963
Barnhardt, Tom (North Carolina), P	17	1987
Barrow, Lamin (LSU), LB	57	2015
Bartholomew, Brent (Ohio State), P	12	2000
Barton, Kirk, (Ohio State), T	69	2008
Barwegan, Richard* (Purdue), G	26, 61	1950-52



CHICAGO BEARS ALL-TIME ROSTER

Basanez, Brett (Northwestern), QB.....	14	2009	Boden, Lynn (South Dakota State), G.....	60	1979
Baschnagel, Brian (Ohio State), WR.....	84	1976-84	Boggs, Taylor (Humboldt State), G/C.....	60	2013-14
Bass, David (Missouri Western St.), DE.....	91	2013-14	Boland, George* (Purdue), FB.....	5, 19	1921-24
Bass, Robert (Miami-FL), LB.....	52	1995	Bonderant, JB* (DePauw), C.....	**	1922
Bassi, Dick* (Santa Clara), G.....	35	1938-39	Boniol, Chris (Louisiana Tech), K.....	18	1999
Bates, D'Wayne (Northwestern), WR.....	87	1999-2001	Booker, Marty (NW Louisiana), WR.....	86	1999-2003; 08
Battles, Bill* (Brown), E.....	**	1939	Boone, Alfonso (Mt. San Ant. JC), DT.....	70	2001-06
Bauman, Alf* (Northwestern), T.....	41	1948-50	Boone, JR* (Tulsa), HB.....	55, 57	1948-51
Bausch, Frank* (Kansas), C.....	24	1937-40	Bortz, Mark (Iowa), G.....	62	1983-94
Baxter, Fred (Auburn), TE.....	84	2001-02	Boso, Cap (Illinois), TE.....	86	1987-91
Baynham, Craig (Georgia Tech), RB.....	46	1970	Bostic, Jonathan (Florida), LB.....	57, 52	2013-15
Becker, Dave (Iowa), S.....	49	1980	Bowers, Sam (Fordham), TE.....	84	1987
Becker, Doug (Notre Dame), LB.....	51	1978	Bowman, Zackary (Nebraska), CB.....	35, 38	2008-13
Becker, Kurt (Michigan), G.....	79	1982-88; 90	Bownes, Fabien (W. Illinois), WR.....	82, 88	1995-98
Becker, Wayland* (Marquette), E.....	21	1934	Brackett, ML (Auburn), T.....	63	1956-57
Becton, Nick (Virginia Tech), G/T.....	71	2015	Bradley, Chuck (Oregon), TE.....	81	1977
Beekman, Josh (Boston College), G.....	67	2007-09	Bradley, Ed* (Wake Forest), G.....	38, 67	1950; 52
Bell, Bob (Missouri), LB.....	97	1987	Bradley, Mark (Oklahoma), WR.....	16	2005-08
Bell, Kahlil (UCLA), RB.....	32	2009-12	Bradley, Steve (Indiana), QB.....	12	1987
Bell, Kay* (Washington State), T.....	26	1937	Braidwood, Charles* (Chattanooga), E.....	16	1932
Bell, Ricky (NC State), CB.....	30, 32	1997-98	Bramhall, Art* (DePaul), HB.....	**	1931
Bell, Todd* (Ohio State), S.....	25	1981-84; 86	Brandon, Cory (Oklahoma), T.....	76	2012
Bellamy, Josh (Louisville).....	11	2014-15	Bratkowski, Edmund "Zeke" (Ga.), QB.....	12	1954; 57-60; 72
Belton, Keith (Syracuse), FB.....	44	2004	Bray, Ray* (Western Michigan), G.....	82	1939-42; 46-51
Benjamin, Ryan (South Florida), LS.....	63	2001	Brewer, Chris (Arizona), RB.....	32	1987
Bennett, Ben (Duke), QB.....	14	1987	Briggs, Greg (Texas Southern), LB.....	54	1996
Bennett, Earl (Vanderbilt), WR.....	85, 80	2008-13	Briggs, Lance (Arizona), LB.....	55	2003-14
Bennett, Edgar (Florida State), RB.....	32	1998-99	Brien, Doug (California), K.....	10	2005
Bennett, Martellus (Texas A&M), TE.....	83	2013-15	Brink, Larry (Northern Illinois), E.....	80	1954
Benson, Cedric (Texas), RB.....	32	2005-07	Britton, Earl* (Illinois), FB.....	80	1925
Benton, Jim* (Arkansas), E.....	12	1943	Britton, Eben (Arizona), G/T.....	62	2013-14
Berger, Mitch (Colorado), P.....	17	1995	Brockermeyer, Blake (Texas), T.....	78	1999-2001
Bergerson, Gilbert* (Oregon State), G.....	23	1932-33	Brockman, Edward (Oklahoma), B.....	**	1930
Berlin, Eddie (Northern Iowa), WR.....	86	2005	Brooks, Anthony (E. Texas St.), WR.....	10	1993
Berrian, Bernard (Fresno State), WR.....	80	2004-07	Brooks, Macey (James Madison), WR.....	83	1999-2000
Berry, Connie, M.* (NC State), E.....	23	1942-46	Brown, Alex (Florida), DE.....	96	2002-09
Berry, Royce (Houston), DE.....	82	1976	Brown, Charlie (Syracuse), DB.....	22	1966-67
Best, Art* (Kent State), RB.....	25	1977-78	Brown, Ed* (San Francisco), QB/P.....	15	1954-61
Bettis, Tom (Purdue), LB.....	65	1963	Brown, James (Troy), T/G.....	78	2012-13
Bettridge, John* (Ohio State), HB.....	9	1937	Brown, Kevin (W. Texas State), P.....	11	1987
Bingham, Don* (Sul Ross), HB.....	46	1956	Brown, Mike (Nebraska), S.....	30	2000-08
Bishop, Bill* (North Texas), T.....	73	1952-60	Brown, Ruben (Pittsburgh), G.....	74	2004-07
Bishop, Don* (Los Angeles City), E.....	45	1959	Brown, William (Illinois), FB.....	38	1961
Bivins, Charles* (Morris Brown), HB.....	49	1960-66	Bruer, Bob (Mankato State), TE.....	81	1976
Bjork, Del* (Oregon), T.....	82	1937-38	Brumbaugh, Carl* (Florida), QB.....	8	1930-37
Blackburn, JA, T.....	**	1923	Brupbacher, Ross (Texas A&M), LB.....	31	1970-73
Blacklock, Hugh* (Michigan State), T.....	21	1920-25	Bryan, Johnny* (Chicago), HB.....	4, 8, 9	1922-25
Blackman, Lennon* (Tulsa), HB.....	11, 19	1930	Bryant, Waymond (Tennessee St.), LB.....	50	1974-77
Blackwell, Kelly (TCU), TE.....	91	1992	Buckler, William "Bill"* (Alabama), G.....	5, 15, 16	1926-31
Blair, Paul (Oklahoma State), T.....	68	1986-87	Buenning, Dan (Wisconsin), G.....	72	2008
Blake, Jeff (East Carolina), QB.....	11	2005	Buffone, Doug* (Louisville), LB.....	55	1966-79
Blanda, George* (Kentucky), QB/K.....	16, 22	1949-58	Buford, Maury (Texas Tech), P.....	8	1985-86; 89-91
Blaylock, Anthony (Winston-Salem), CB.....	47	1993	Buivid, Ray* (Marquette), QB/HB.....	9	1937-38

Bukich, Rudy (USC), QB	10, 14	1958-59;62-68
Bull, Ronnie (Baylor), B	29	1962-70
Bullocks, Josh (Nebraska), S	36	2009-10
Burdick, Lloyd* (Illinois), T.....	14	1931-32
Burgeis, Glenn* (Tulsa), T.....	29	1945
Burger, Todd (Penn State), G.....	63	1993-97
Burks, Randy (SE Oklahoma St.), WR.....	83	1976
Burman, George (Northwestern), T.....	68	1964
Burns, Keith (Oklahoma State), LB	52	1999
Burris, Henry (Temple), QB	10	2002
Burton, James (Fresno State), CB	35	1994-97
Burton, Shane (Tennessee), DT	94	1999
Bush, Michael (Louisville), RB.....	29	2012-13
Bushrod, Jermon (Towson), T.....	74	2013-15
Buss, Arthur* (Michigan State), T	10, 11	1934-35
Bussey, Young* (LSU), QB.....	37	1940-41
Butkus, Dick (Illinois), LB.....	51	1965-73
Butler, Gary (Rice), TE.....	81	1975
Butler, Kevin (Georgia), K	6	1985-95
Butterfield, Mark (Stanford), QB.....	10	1996
Buzin, Rich (Penn State), T.....	73	1972

C

Cabral, Brian (Colorado), LB.....	54	1981-86
Cadile, James (San Jose State), G	72	1962-72
Caffey, Lee Roy* (Texas A&M), LB.....	60	1970
Cain, Jeremy (Massachusetts), LB, LS	58, 44	2004-05; 13-14
Cain, Joe (Oregon Tech), LB.....	59	1993-96
Caldwell, Mike (Middle Tenn. St.), LB.....	55	2002
Callahan, Bryce (Rice), CB	CB	2015
Calland, Lee (Louisville), CB	23	1969
Cameron, Jack (Winston-Salem), WR.....	30	1984
Campana, Al* (Youngstown), HB.....	10, 40	1950-53
Campbell, Gary (Colorado), LB	59	1977-83
Campbell, Jason (Auburn), QB	2	2012
Campbell, Leon* (Arkansas), FB	32	1952-54
Canady, James* (Texas), HB	8	1948-49
Carey, Bob* (Michigan State), E	85	1958
Carey, Ka'Deem (Arizona), RB	25	2014-15
Carimi, Gabe (Wisconsin), T.....	72	2011-12
Carl, Harland (Wisconsin), HB.....	41	1956
Carlson, Jules "Zuck"* (Oregon St.), G.....	20	1929-36
Caroline, JC (Illinois), DB.....	25	1956-65
Carrier, Mark (USC), S.....	20	1990-96
Carter, Daryl (Wisconsin), LB	59	1997
Carter, Marty (Mid. Tenn. St.), S.....	23	1995-98
Carter, Tom (Notre Dame), CB.....	25	1997-99
Carter, Tony (Minnesota), RB.....	30	1994-97
Carter, Virgil (BYU), QB.....	9, 11, 15	1968-69; 76-77
Casares, Rick* (Florida), FB	35	1955-64
Casey, Tim (Oregon), LB.....	34	1969
Cash, Kerry (Texas), TE	84	1996
Castete, Jesse (McNeese State), HB	22	1956

Catthouse, Sean (California), S.....	36	2013
Cerqua, Marq (Carson-Newman), LB.....	49	2002
Chamberlin, Guy* (Nebraska), E	13, 23	1920-21
Chambers, Wally (E Kentucky), DT	60	1973-77
Chancey, Robert, FB.....	38	1998
Chandler, Chris (Washington), QB.....	12	2002-03
Chapura, Dick (Missouri), DT	94	1987-89
Chesley, Al (Pittsburgh), LB	57	1982
Chesney, Chester "Chet"* (DePaul), C	28	1939-40
Childs, Clarence (Florida A&M), DB.....	23	1968
Christian, Bob (Northwestern), FB.....	44	1992-94
Cifers, Ed* (Tennessee), E	14	1947-48
Clark, Darryl (Texas), RB.....	37	1987
Clark, Desmond (Wake Forest), TE	88	2003-10
Clark, Gail (Michigan State), LB	53	1973
Clark, Greg (Arizona State), LB	98	1988
Clark, Herman* (Oregon State), G.....	65, 74	1952-56
Clark, Jon (Temple), T.....	72	1996-97
Clark, Phil (Northwestern), DB.....	39	1970
Clarke, Harry* (West Virginia), HB	4	1940-43
Clarkson, Stuart* (Texas A&I), G.....	31, 36	1942, 46-50
Clausen, Jimmy (Notre Dame), QB.....	8	2014-15
Clemons, Craig (Iowa), S.....	43	1972-77
Clutts, Tyler (Fresno State), FB	44	2011
Coady, Rich (Memphis State), C/E	37, 52	1970-74
Cobb, Mike (Michigan State), TE	87	1978-81
Cobb, Trevor (Rice), RB.....	43	1994
Cody, Ed* (Purdue), FB	16	1949-50
Cohen, Landon (Ohio), DT	97	2013
Coia, Angelo* (USC), HB	46	1960-63
Cole, Emerson (Toledo), FB	31	1952
Cole, Linzy (TCU), WR.....	25	1970
Coleman, Quincy (Jackson State), CB	43	1998
Coleman, Travis (Hampton), DB	39	2002
Coley, James (Clemson), TE	89	1990
Collier, Ervin (Florida A&M), DT.....	93	1995
Collins, Andre (Penn State), LB.....	52	1998
Collins, Nate (Virginia), DT	93	2012-13
Collins, Todd (Michigan), QB	10	2010
Colombo, Marc (Boston College), T.....	75	2002-05
Colvin, Rosevelt (Purdue), LB	59	1999-2002
Concannon, Jack* (Boston College), QB.....	11	1967-71
Conkright, Bill* (Oklahoma), C	47	1937-38
Connor, George* (Notre Dame), T/LB.....	71, 81	1948-55
Conte, Chris (California), S	47	2011-14
Conway, Curtis (USC), WR	80	1993-99
Conzelman, Jim* (Washington), QB.....	1, 15	1920
Cook, Daimon (Bethune-Cookman), T.....	76	2001
Cook, Marv (Iowa), TE	86	1994
Cooke, Ed (Maryland), E	80	1958
Copeland, Ron* (UCLA), WR	36	1969
Corbett, George* (Millikin), HB.....	5	1932-38
Cornish, Frank (Grambling), DT.....	73	1966-70



CHICAGO BEARS ALL-TIME ROSTER

Corzine, Lester* (Davis & Elkins), HB	**	1938
Costanzo, Blake (Lafayette), LB	52	2012-13
Cotton, Craig (Youngstown), TE	80	1973
Cousin, Terry (South Carolina), CB	21, 24	1997-99
Covert, Jim (Pittsburgh), T	74	1983-90
Cowan, Les* (McMurry), T	89	1951
Cowsette, Delbert (Maryland), DT	73	2006
Cox, Bryan (W. Illinois), LB	52	1996-97
Cox, Ron (Fresno State), LB	54	1990-95, '97
Crawford, Fred* (Duke), T	14	1934-35
Crawford, James* (Illinois), G	27	1925
Croft, Abe* (SMU), E	12	1944-45
Croftcheck, Don (Indiana), G	61	1967
Cross, Bob* (Stephen F. Austin), T	76	1952-53
Culpepper, Brad (Florida), DT	76	2000
Culver, Alvin* (Notre Dame), T	27, 70	1932
Cunningham, Harold* (Ohio State), E	14	1929
Curchin, Jeff* (Florida State), T	70	1970-71
Currie, Airese (Clemson), WR	17	2006
Cutler, Jay (Vanderbilt), QB	6	2009-15

D

Daffer, Terrell "Ted"* (Tennessee), E	64	1954
Damore, John (Northwestern), C	50	1957, 59
Daniell, Jim* (Ohio State), T	99	1945
Daniels, Dick (Pacific-Oregon), S	23	1969-70
Daniels, Phillip (Georgia), DE	93	2000-03
Davis, Art* (Alabama State), T	70, 78	1953-54
Davis, Chauncey (Florida State), DE	94	2011
Davis, Fred* (Alabama), T	24	1946-51
Davis, Harper (Miss. St.), HB	19	1950
Davis, Jason (Illinois), FB	43	2008
Davis, John (Emporia State), TE	82	2001-02
Davis, John (Missouri), DB	47	1970
Davis, Kellen (Michigan State), TE	87	2008-12
Davis, Rashied (San Jose St.), CB/WR	21, 81	2005-10
Davis, Rob (Shippensburg - PA), DT/LS	91	1996
Davis, Roger (Syracuse), G	60	1960-63
Davis, Russell (North Carolina), DE	95	1999
Davis, Wendell (LSU), WR	82	1988-93
de la Puente, Brian (California), C/G	64	2014
Dean, Fred (Texas Southern), G	63	1977
DeCicco, Dom (Pittsburgh), LB	57, 58	2011-12
DeCorrevont, Bill* (Northwestern), HB	36	1948-49
DeLong, Steve* (Tennessee), DE	87	1972
Deloplaine, Jack (Salem), RB	33	1979
Dempsey, Frank* (Florida), G	40, 62	1950-53
Denney, Austin* (Tennessee), E	84	1967-69
Denson, Autry (Notre Dame), RB	25	2001
Dent, Richard (Tennessee St.), DE	95	1983-93; 95
Devlin, Chris (Penn State), LB	50	1978
Dewveall, Willard* (SMU), E	88	1959-60
Digris, Bernie* (Holy Cross), T	37	1943

Dimancheff, Boris "Babe"* (Purdue), HB	41	1952
Ditka, Mike (Pittsburgh), TE	89	1961-66
Dixon, Ahmad (Baylor), S	36	2014
Dodd, Al* (NW Louisiana), DB	23	1967
Doehring, John "Bull"*, FB	11, 27	1932-37
Doerger, Jerry (Wisconsin), T	72	1982
Dogins, Kevin (Texas A&M-K'ville), C	73	2001-02
Donchez, Tom (Penn State), RB	36	1975
Dooley, Jim* (Miami-FL), E	43	52-54;56-57;59-62
Dorsey, Quinn (Oregon), DE	90	2004
Dottley, John (Mississippi), FB	34	1951-53
Douglas, Merrill (Utah), FB	36	1958-60
Douglass, Bobby (Kansas), QB	10	1969-75
Douglass, Maurice (Kentucky), DB	36, 37	1986-94
Douthitt, Earl (Iowa), S	43	1975
Dowden, Corey (Tulane), CB	20	1997
Draft, Chris (Stanford), LB	96	1998
Dragos, Scott (Boston College), FB/TE	45	2000-01
Draughn, Shaun (North Carolina), RB	38	2014
Dreher, Ferd* (Denver), E	20	1938
Dressen, Charley*, QB	5	1920
Drews, Ted* (Princeton), E	20, 80	1928
Dreyer, Wally* (Wisconsin), HB	3, 8	1949
Driscoll, Paddy* (Northwestern), HB	1, 20	1920; 26-29
Drulis, Chuck* (Temple), G	14, 21	1942, 45-50
Drury, Lyle* (St. Louis), E	23	1930-31
Drzewiecki, Ron* (Marquette), HB	21	1955; 57
Duarte, George (N Arizona), CB	30	1987
Ducassee, Vladimir (Massachusetts), G	62	2015
Duerson, Dave* (Notre Dame), S	22	1983-89
Dugger, Jack* (Ohio State), E	12	1949
Dulaney, Mike (North Carolina), RB	38	1997
Dunlap, Bob* (Oklahoma), QB	30	1935
Dunn, Brandon (Louisville), DT	98	2014-15
Dunsmore, Pat (Drake), TE	91	1983-84
Duvic, John (Northwestern), K	10	1987
Dvoracek, Dusty (Oklahoma), DT	98	2007-08
Dyko, Chris* (Washington St.), T	68	1989

E

Earl, Robin (Washington), RB/TE	39, 81	1977-82
Ecker, Ed* (John Carroll), T	22	1947
Edinger, Paul (Michigan State), K	2	2000-04
Edwards, Brian (East Tenn. St.), RB	38	2000
Edwards, Cid (Tennessee State), RB	37	1975
Edwards, Lavar (LSU), DL	76	2015
Edwards, Marc (Notre Dame), FB	49	2005
Edwards, Steve (Central Florida), T	79	2002-05
Eilers, Pat (Notre Dame), S	25, 37	1995
Eldridge, Brody (Oklahoma), TE	88	2012
Elliott, Jamin (Delaware), WR	87	2002
Ellis, Allan* (UCLA), CB	48	73-77;79-80
Elnes, Leland* (Bradley), QB	10, 11	1929

Ely, Harold* (Iowa), G.....	11	1932
Ely, Larry (Iowa), LB.....	54	1975
Enderle, Nathan (Idaho), QB.....	10	2011
Engebretsen, Paul* (Northwestern), G.....	21	1932
Englund, Harry*, E.....	15	1920-23
Engram, Bobby (Penn State), WR.....	81	1996-2000
Enis, Curtis (Penn State), RB.....	39, 44	1998-2000
Epps, Tory* (Memphis State), DT.....	65	1993-94
Erickson, Craig (Miami-Fla.), QB.....	19	1999
Erickson, Harold* (Wash. & Jeff.), HB.....	26	1925
Evans, Earl* (Harvard), T.....	19, 44	1926-29
Evans, Fred* (Notre Dame), HB.....	11	1948
Evans, Vince (USC), QB.....	8	1977-83
Everett, Tyler (Ohio State), S.....	22	2006
Evey, Dick* (Tennessee), T.....	79	1964-69

F

Fabuluje, Tayo (TCU), T.....	73	2015
Fada, Rob (Pittsburgh), G.....	92	1983-84
Fain, Richard (Florida), CB.....	24	1992
Fales, David (San Jose State), QB.....	12	2014-15
Falkenberg, Herb* (Trinity), FB.....	30	1952
Famiglietti, Gary* (Boston U.), FB.....	2	1938-45
Fanning, Stan* (Idaho), T.....	65	1960-62
Farmer, George (UCLA), WR.....	43	1970-75
Farrington, John* (Prairie View), E.....	84	1960-63
Farris, Tom* (Wisconsin), QB.....	36	1946-47
Faulkerson, Mike (North Carolina), FB.....	38	1995-96
Feathers, Beattie* (Tennessee), HB.....	48	1934-37
Febel, Fritz* (Purdue), G.....	28	1935
Federovich, John* (Davis & Elkins), T.....	34	1941-42
Feely, Jay (Michigan), K.....	4	2014
Feichtinger, Andy*, E.....	11	1920-21
Fencik, Gary (Yale), S.....	45	1976-87
Fenimore, Bob* (Oklahoma A&M), HB.....	55	1947
Ferguson, Ego (LSU), DT.....	95	2014-15
Ferguson, JB, T.....	**	1932
Ferguson, Jim (South Carolina), C/LB.....	58	1969
Fetz, Gus*, FB.....	10	1923
Fiammetta, Tony (Syracuse), FB.....	43	2013-14
Figner, George "Bunny" (Colorado), HB.....	21	1953
Finzer, Dave (DePauw), P.....	15	1984
Fisher, Bob (SMU), TE.....	85	1980-81
Fisher, Jeff (USC), CB.....	24	1981-84
Fitzgerald, Greg (Iowa), DT.....	96	1987
Flaherty, Pat* (Princeton), E.....	15	1923
Flanagan, Dick* (Ohio State), G.....	9	1948-49
Flanagan, Latham* (Carnegie Tech), E.....	19	1931
Flanigan, Jim (Notre Dame), DT.....	68, 99	1994-2000
Fleckenstein, Bill* (Iowa), G.....	15	1925-30
Floyd, Bobby Jack (TCU), FB.....	30	1953
Flutie, Doug (Boston College), QB.....	2	1986
Fontenot, Al (Baylor), DE.....	96	1993-96

Fontenot, Jerry (Texas A&M), G.....	67	1989-96
Forbes, Marlon (Penn State), S.....	46	1996-98
Ford, Carl (Toledo), WR.....	19	2005
Ford, Charlie (Houston), CB.....	32	1971-73
Ford, Michael (LSU), RB.....	32	2013
Fordham, Jim* (Georgia), FB.....	3	1944-45
Forrest, Tom* (Cincinnati), G.....	62	1974
Forsey, Brock (Boise State), RB.....	44	2003
Forte, Aldo* (Montana State), G.....	23	1939-42
Forté, Matt (Tulane), RB.....	22	2008-15
Fortmann, Dan* (Colgate), G.....	21	1936-43
Fortunato, Joe (Mississippi State), LB.....	31	1955-66
Francis, Sam* (Nebraska), FB.....	38	1937-38
Franklin, Jerry (Arkansas), LB.....	59	2012-13
Franklin, Paul* (Franklin), E.....	9	1930-34
Frazier, Leslie (Alcorn State), CB.....	21	1981-85
Frederick, Andy (New Mexico), T.....	71	1983-85
Frey, Isaiah (Nevada), CB.....	31	2013-14
Friedman, Lennie (Duke), G.....	62	2005
Frumpp, Milton* (Ohio Wesleyan), G.....	17	1930
Fuller, Kyle (Virginia Tech), CB.....	23	2014-15
Fuller, Steve (Clemson), QB.....	4	1984-86
Furrer, Will (Virginia Tech), QB.....	2	1992

G

Gafford, Thomas (Houston), LS.....	43	2015
Gage, Justin (Missouri), WR.....	87, 12	2003-06
Gagnon, Dave (Ferris State), RB.....	21	1974
Gaines, Michael (Central Florida), TE.....	85	2009
Gaines, Wentford (Cincinnati), CB.....	36	1978-80
Galimore, Willie* (Florida A&M), HB.....	28	1957-63
Gallagher, Dave (Michigan), DE.....	76	1974
Gallarneau, Hugh* (Stanford), HB.....	8	1941-42; 45-47
Gandy, Mike (Notre Dame), G.....	69	2002-04
Garay, Antonio (Boston College), DT.....	90	2006-07
Gardner, Gilbert (Purdue), LB.....	59	2008
Gardocki, Chris (Clemson), P/K.....	17	1991-94
Garrett, Carl (New Mexico H'lands), RB.....	26	1973-74
Garrett, T.* (Oklahoma A&M), C.....	13	1947-48
Garrett, WD* (Mississippi State), T.....	44	1950
Garvey, Art "Hec"* (Notre Dame), E.....	6	1922-23
Garvey, Ed* (Notre Dame), HB.....	28	1925
Garza, Roberto (Texas A&M-K'ville), G.....	63	2005-14
Gaston, Bruce (Purdue), DL.....	76	2015
Gattis, Josh (Wake Forest), S.....	43	2007
Gault, Willie (Tennessee), WR.....	83	1983-87
Gayle, Shaun (Ohio State), S.....	23	1984-94
Gedney, Chris (Syracuse), TE.....	84	1993-96
Gentry, Curtis (Maryland Eastern Shore), DB.....	46	1966-68
Gentry, Dennis (Baylor), WR.....	29	1982-92
George, Bill* (Wake Forest), G/LB.....	61, 72	1952-65
George, Jeff (Illinois), QB.....	11	2004
Gepford, Sid* (Millikin & Bethany), B.....	6	1920



CHICAGO BEARS ALL-TIME ROSTER

Gersbach, Carl (West Chester St.), LB.....	59	1975
Geyer, Bill* (Colgate), HB.....	7, 11	1942-43, 46
Gibron, Abe* (Purdue), G.....	65	1958-59
Gibson, Aaron (Wisconsin), G/T.....	78	2003-04
Gibson, Thadeus (Ohio State), DE.....	93	2011
Gilbert, Jarron (San Jose State), DT.....	90	2009
Gilbert, Kline* (Mississippi), T.....	62	1953-57
Gilliam, John (South Carolina St.), WR.....	82	1977
Gilmore, John (Penn State), TE.....	85	2002-07
Glasgow, Brian (N Illinois), TE.....	82, 98	1987
Glenn, Bill* (E Illinois), QB.....	8	1944
Glenn, Jacoby (Central Florida), CB.....	39	2015
Glueck, Larry (Villanova), B.....	43	1963-65
Goebel, Paul* (Michigan), E.....	44	1925
Goldman, Eddie (Florida State), DL.....	91	2015
Goodnight, Owen* (Hardin-Simmons), QB.....	27	1946
Gordon, Dick (Michigan State), WR.....	45	1965-71
Gordon, Lou* (Illinois), T.....	19	1938
Gorgal, Ken (Purdue), HB.....	14	1955-56
Gould, Robbie (Penn State), K.....	9	2005-15
Gowins, Brian (Northwestern), K.....	11	1999
Grabowski, Jim (Illinois), RB.....	33	1971
Graham, Conrad (Tennessee), DB.....	37	1973
Graham, Corey (New Hampshire), CB.....	21	2007-11
Graham, Jeff (Ohio State), WR.....	81	1994-95
Grandberry, Ken (Wash. St.), RB.....	47	1974
Grange, Garland "Gardie"* (Illinois), E.....	25	1929-31
Grange, Harold "Red"* (Illinois), HB/DB.....	77	1925; 29-34
Grant, Charles (Georgia), DE.....	94	2010
Grant, Ernest (Ark.-Pine Bluff), DT.....	72	2002
Grant, Larry (Ohio State), LB.....	95	2013
Grasmanis, Paul (Notre Dame), DT.....	93	1996-98
Grasu, Hroniss (Oregon), C.....	55	2015
Gray, Bobby (Louisiana Tech), SS.....	25	2002-04
Gray, Chris (Auburn), G.....	62	1997
Green, Bobby Joe* (Florida), P.....	88	1962-73
Green, Mark (Notre Dame), RB.....	31	1989-92
Green, Mike (Northwestern St.), S.....	43	2000-05
Green, Robert (William & Mary), RB.....	22	1993-96
Greene, Khaseem (Rutgers), LB.....	59	2013-14
Greenwood, Glen* (Iowa), HB.....	**	1924
Griese, Brian (Michigan), QB.....	14	2006-07
Grim, Bob (Oregon State), WR.....	27	1975
Grossman, Rex (Florida), QB.....	8	2003-08
Grosvenor, George* (Colorado), HB.....	8	1935-36
Groy, Ryan (Wisconsin), G.....	79	2014
Grygo, Al* (South Carolina), HB.....	32	1944-45
Gudauskas, Pete* (Murray State), G.....	17	1943-44
Gulyanics, George* (Ellisville JC), HB/P.....	39	1947-55
Gunn, Jimmy* (USC), LB.....	30	1970-75
Gunner, Harry (Oregon State), DE.....	78	1970
Gurode, Andre (Colorado), C/G.....	64	2012

H

Haddon, Aldous* (Wash. & Jeff.), B.....	28	1928
Haines, Kris (Notre Dame), WR.....	83	1979-81
Halas, George* (Illinois), E.....	7	1920-29
Hale, Dave (Ottawa), DE.....	75	1969-73
Hall, Lemanski (Alabama), LB.....	53	1998
Hallock, Ty (Michigan State), FB.....	49, 94	1998-99
Haluska, Jim (Wisconsin), HB.....	11	1956
Hamilton, Marcus (Virginia), CB.....	24	2008
Hamity, Lewis* (Chicago), HB.....	3	1941
Hamlin, Gene (Western Michigan), C.....	50	1971
Hammond, Henry* (Southwestern), E.....	15	1937
Hampton, Dan (Arkansas), DE/DT.....	99	1979-90
Hanie, Caleb (Colorado State), QB.....	12	2008-11
Hanke, Carl* (Minnesota), G.....	5	1922
Hanny, Frank* (Indiana), E.....	19	1922-26
Hansen, Wayne* (Texas Western), C.....	14, 51	1950-59
Harbaugh, Jim (Michigan), QB.....	4, 14	1987-93
Hardy, Cliff (Michigan State), CB.....	17	1971
Hardy, John (California), DB.....	38	1991
Harley, Charles "Chic"* (Ohio State), RB.....	**	1921
Harmon, Ronnie (Iowa), RB.....	22	1997
Harper, LaSalle (Arkansas), LB.....	54	1989
Harper, Roland (Louisiana Tech), RB.....	35	75-78; 80-82
Harris, Al (Arizona State), DE.....	90	1979-84; 86-87
Harris, Chris (Louisiana-Monroe), S.....	46	2005-06; 10-11
Harris, Chuck (West Virginia), T.....	75	1987
Harris, Frank (NC State), RB.....	36	1987
Harris, Raymont (Ohio State), RB.....	29	1994-97
Harris, Richard* (Grambling), DE.....	84	1974-75
Harris, Sean (Arizona), LB.....	55	1995-2000
Harris, Tommie (Oklahoma), DT.....	91	2004-10
Harris, Walt (Mississippi State), CB.....	27	1996-2001
Harris, Willie (Mississippi State), WR.....	86	1993
Harrison, Jim (Missouri), RB.....	35	1971-74
Harrison, Marcus (Arkansas), DT.....	94, 99	2008-10
Hart, Tommy (Morris Brown), DE.....	53	1978-79
Hartenstine, Mike (Penn State), DE.....	73	1975-86
Hartman, Fred* (Rice), T.....	35	1947
Hartnett, Perry (SMU), G.....	71	1982-83
Hartsell, Mark (Boston College), QB.....	11	2000
Haselrig, Clint (Michigan), WR.....	81	1974
Hass, Mike (Oregon State), WR.....	83	2007
Hatley, John* (Sul Ross), G.....	65	1953
Hawkins, Garland (Syracuse), DE.....	74	1995
Hayden, Kelvin (Illinois), CB.....	24	2012, 14
Hayes, Geno (Florida State), LB.....	58	2012
Haynes, Michael (Penn State), DE.....	97	2003-05
Hazelton, Major (Florida A&M), DB.....	49	1968-69
Healey, Ed* (Dartmouth), T.....	16	1922-27
Healy, Don (Maryland), G.....	60	1958-59
Hearden, Tom* (Notre Dame), QB.....	80	1929
Heck, Andy (Notre Dame), T.....	64	1994-98

Heileman, Charles* (Iowa State), E	**	1939
Heimuli, Lakei (BYU), RB	38	1987
Helwig, John* (Notre Dame), G	80	1953-56
Hempel, Bill* (Carroll), T	19	1942
Henderson, Reuben (San Diego St.), CB.....	20	1981-82
Henry, Ricky (Nebraska), G.....	64	2011
Hensley, Dick (Kentucky), E	82	1953
Hernandez, Adam (Yale), G.....	78	1998
Herndon, Jimmy (Houston), T	74	1997-2001
Herron, Bruce (New Mexico), LB.....	51	1978-82
Hester, Devin (Miami-FL), CB/KR/PR/WR	23	2006-13
Hester, Jim* (North Dakota), TE.....	86	1970
Hewitt, Bill* (Michigan), E.....	56	1932-36
Heyward, Craig* (Pittsburgh), FB.....	45	1993
Hibbs, Jesse* (USC), T.....	54	1931
Hicks, Michael (S. Carolina St.), RB.....	44	1996-97
Hicks, Tom (Illinois), LB.....	54	1976-80
High, Lennie*, HB	24	1920
Hiles, Van (Kentucky), S.....	48	1997
Hilgenberg, Jay (Iowa), C	63	1981-91
Hill, Charles (Maryland), DT	74	2003
Hill, Harlon* (North Alabama), E.....	87	1954-61
Hill, Ike (Catawba), WR.....	17	1973-74
Hills, Keno (Southwestern La.), G/T	68	1999
Hillenmeyer, Hunter (Vanderbilt), LB.....	92	2003-10
Hilliard, Randy (NW Louisiana), CB.....	47	1998
Hintz, Mike (Wis-Platteville), DB.....	35	1987
Hoban, Mike (Michigan), G.....	67	1974
Hobscheid, Fred* (Chicago), G	**	1927
Hodgins, Norm (LSU), S	34	1974
Hoffman, Jack* (Xavier), E	82	1952-56
Hoffman, John (Hawaii), DE.....	79	1971
Hoffman, John "Jack"* (Arkansas), E ..	29, 89, 82	1949-56
Hoge, Merrill (Idaho State), RB	33	1994
Hohensee, Mike (Minnesota), QB	8	1987
Hoke, Jonathan (Ball State), CB	47	1980
Holdman, Warrick (Texas A&M), LB.....	53	1999-2003
Holloway, Glen* (N Texas State), G	61, 62	1970-73
Holly, Daven (Cincinnati), CB	26	2005
Holman, Willie* (South Carolina St.), DE.....	85	1968-73
Holmer, Walter* (Northwestern), FB.....	9	1929-30
Holmes, Jaret (Auburn), K	10	1999
Holmes, Santonio (Ohio State), WR	14	2014
Holovak, Mike* (Boston College), FB.....	15	1947-48
Holt, Terrence (NC State), S	32	2008
Hood, Ziggy (Missouri), DL.....	90	2015
Hoptowit, Al* (Washington State), T.....	26	1941-45
Horan, Mike (Long Beach State), P	2	1998
Horn, Levi (Montana), T	79	2011
Horton, Larry (Iowa), DT.....	64	1972-73
Housler, Rob (Florida Atlantic).....	88	2015
Houston, Lamarr (Texas), DT	99	2014-15
Howard, Bobbie (Notre Dame), LB.....	52	2001-03

Howard, Dana (Illinois), LB.....	95	1996
Howley, Charles (West Virginia), C.....	54	1958-59
Hrivnak, Gary (Purdue), DT	72	1973-76
Huarte, John (Notre Dame), QB	7	1972
Huerta, Carlos (Miami-FL), K.....	8	1996
Hudson, Chris (Colorado), S.....	47	1999
Huff, Gary (Florida State), QB.....	19	1973-76
Huffine, Ken* (Purdue), FB.....	5	1921
Hugasian, Harry (Stanford), HB.....	48	1955
Hughes, Billy* (Texas), C	24	1940-41
Hughes, Tyrone (Nebraska), PR/KR	33	1997
Hull, Mike (USC), FB.....	33	1968-70
Hultz, Don (Southern Miss.), DT	67	1974
Humphries, Stefan (Michigan), G	75	1984-86
Hunsinger, Chuck (Florida), HB	46	1950-52
Hunt, Jackie* (Marshall), HB	25	1945
Huntington, Greg (Penn State), G.....	67	1997-99
Hurd, Sam (Northern Illinois), WR.....	81	2011
Hurst, Demontre (Oklahoma), CB.....	30	2014-15
Hurst, William* (Oregon), G	**	1924
Hutchison, Anthony (Texas Tech), RB	31	1983-84
Hutchinson, Chad (Stanford), QB.....	9	2004
Huther, Bruce (New Hampshire), LB.....	57	1982
Hyche, Steve (Livingston), LB	58	1989
Hyland, Bob (Boston College), C	50	1970

I		
Idonije, Israel (Manitoba), DE.....	71	2004-12
Iglesias, Juaquin (Oklahoma), WR.....	17	2009
Ingwersen, Burt* (Illinois), G	10	1920-21
Ippolito, Anthony* (Purdue), G.....	82	1943
Ireland, Darwin (Arkansas), LB	52, 60	1994-95
Ivlow, John (Colorado State), RB	46	1993
Iwuh, Brian (Colorado), LB	52	2010-11

J		
Jackson, Bobby* (Alabama), HB	20	1961
Jackson, Jack (Florida), WR.....	88	1995-96
Jackson, John (USC), WR	82	1996
Jackson, Noah (Tampa), G.....	65	1975-83
Jackson, Randy (Florida), T	65	1967-74
Jackson, Vestee (Washington), CB.....	24	1986-90
Jaeger, Jeff (Washington), K.....	1	1996-99
Jagade, Chick* (Indiana), FB.....	30	1954-55
James, Dan* (Ohio State), T.....	74	1967
Janata, John (Illinois), T.....	72	1983
Janet, Ernie (Washington), G	64	1972-74
January, Mike (Texas), LB	94	1987
Jarmoluk, Mike* (Temple), T.....	25	1946-47
Jecha, Ralph (Northwestern), G	69	1955
Jeffery, Alshon (South Carolina), WR.....	17	2012-15
Jeffries, Eric (Texas), CB	24, 31	1987
Jencks, Robert* (Miami, OH), E.....	80	1963-64



CHICAGO BEARS ALL-TIME ROSTER

Jenkins, Corey (South Carolina), LB	53	2004
Jenkins, Jarvis (Clemson), DL	96	2015
Jennings, Keith (Clemson), TE	85	1991-97
Jennings, Tim (Georgia), CB	26	2010-14
Jensvold, Leo* (Iowa), QB.....	10	1931
Jeter, Bob (Iowa), CB.....	29	1971-73
Jeter, Perry (California Poly Tech), RB.....	21	1956-57
Jewett, Bob (Michigan State), E.....	86	1958
Jiggetts, Dan (Harvard), T.....	62	1976-82
Jimoh, Ade (Utah State), CB.....	35	2007
Joe, Leon (Maryland), LB	53	2004-06
Joesting, Herb* (Minnesota), FB.....	33	1931-32
Johnson, Albert* (Kentucky), FB.....	3	1938
Johnson, Anthony (Notre Dame), RB.....	25	1995
Johnson, Bill* (SMU), G.....	33	1946-47
Johnson, Brent (Tenn.-Chattonooga), C/G	53	1987
Johnson, Bryan (Boise State), FB	47	2004-05
Johnson, Clyde (Kansas State), DB.....	35	1997
Johnson, Greg (Florida State), DT	78	1977
Johnson, Herman (LSU), G	67	2010
Johnson, Jack (Miami-FL), B.....	49	1957-59
Johnson, John (Indiana), T.....	76	1963-68
Johnson, Keshon (Arizona), CB	25, 37	1993-95
Johnson, Leo* (Millikin), HB.....	8	1920
Johnson, Leon (North Carolina), RB.....	32	2001-02
Johnson, Oscar*, (Vermont), FB	1, 10	1924
Johnson, Pete (VMI), B.....	20	1959
Johnson, Robert (Auburn), TE.....	82	2003
Johnson, Tank (Washington), DT.....	99	2004-06
Johnson, Todd (Florida), S.....	32, 35	2003-06
Johnson, Troy (Oklahoma), LB	92	1988-89
Johnson, Will (NE Louisiana), LB	89, 93	1987
Johnsos, Luke* (Northwestern), E	24	1929-36
Jones, Bob (San Diego State), E.....	43	1967
Jones, Christian (Florida State), LB.....	59	2014-15
Jones, Dante (Oklahoma), LB	53	1988-94
Jones, Daryl (Miami-FL), WR.....	82	2004
Jones, Edgar* (Pittsburgh), HB.....	27, 37	1945
Jones, Greg (Colorado), LB	55	2001
Jones, Jeremy (Wayne State), S.....	46	2012
Jones, Jermaine (Northwestern St.), CB	26	1999
Jones, Jerry* (Notre Dame), G.....	12	1920-21
Jones, Jimmy (Wisconsin), E	80	1965-67
Jones, Kevin (Virginia Tech), RB.....	27	2008-09
Jones, Stan* (Maryland), T.....	78	1954-65
Jones, Thomas (Virginia), RB	20	2004-06
Jones-Quartey, Harold (Findlay), S.....	29	2015
Joyce, Eric (Tennessee State), DB.....	38	2002
Jordan, Donald (Houston), RB.....	49	1984
Joseph, Dwayne (Syracuse), CB.....	32	1995-96
Juenger, Dave (Ohio U.), WR.....	38	1973
June, Cato (Michigan), LB	59	2009
Jurkovic, Mirko* (Notre Dame), G	64	1992

K

Karr, William* (West Virginia), E.....	22	1933-38
Karras, Ted (Indiana), G.....	67	1960-64
Karwales, Jack* (Michigan), E.....	33	1946-47
Kashama, Alain (Michigan), DE.....	94	2004
Kassel, Chuck* (Illinois), E.....	24	1927
Kavanaugh, Ken* (LSU), E	51	40-41; 45-50
Kawal, Ed* (Illinois), C.....	19, 27	1931-36
Keane, Jim* (Iowa State), E.....	20	1946-51
Keefe, Jerry* (Notre Dame), G	**	1920
Kelly, Elmo* (Wichita), E	76	1944
Kelly, Jim (Tennessee State), TE.....	88	1974
Kendricks, Jim* (Texas A&M), T	6, 26	1924
Kennedy, Jimmy (Penn State), DT	72	2007
Kennison, Eddie (LSU), WR	82	2000
Keriasotis, Nick* (St. Ambrose), G.....	19	1942-44
Keyes, Marcus (North Alabama), DT	73	1996-97
Keys, Tyrone (Mississippi St.), DE	98	1983-85
Kiesling, Walter* (St. Thomas), G	25	1934
Kilcullen, Bob (Texas Tech), T.....	74	1957-65
Kilgore, Jon (Auburn), P	80	1968
Kindt, Don* (Wisconsin), HB	6, 81	1947-55
Kindt, Don Jr. (Wis-LaCrosse), TE.....	81	1987
King, Ralph* (Chicago), T.....	2	1925
Kinney, Steve (Utah State), T.....	63	1973-74
Kirk, Ken* (Mississippi), C	53	1960
Kissell, Adolph* (Boston College), FB.....	18	1942
Kittner, Kurt (Illinois), QB.....	15	2005
Klawitter, Dick* (S. Dakota State), C.....	54	1956-57
Klein, Richard* (Iowa), T	79	1958-59
Knapczyk, Ken (Northern Iowa), WR	88	1987
Knight, Bryan (Pittsburgh), LB.....	90	2002-03
Knop, Oscar* (Illinois), FB.....	11	1923-28
Knox, Bill (Purdue), DB.....	31	1974-76
Knox, Johnny (Abilene Christian), WR/KR	13	2009-12
Knox, Ron* (UCLA), QB.....	18	1957
Koehler, Robert* (Northwestern), FB.....	3	1920-21
Kolman, Ed* (Temple), T	29	1940-44
Komar, Max (Idaho), WR.....	83	2011
Konovsky, Bob* (Wisconsin), G	58	1960
Kopcha, Joe* (Chattanooga), G	29	1929-35
Kortas, Kenneth (Louisville), T.....	70	1969
Kosins, Gary (Dayton), RB.....	33	1972-74
Kozlowski, Glen (BYU), WR.....	88	1987-92
Kramer, Erik (NC State), QB.....	12	1994-98
Kreamcheck, John* (Wm. & Mary), T.....	58	1953-55
Kreitling, Rich (Illinois), E	82	1964
Krenk, Mitch (Nebraska), TE.....	89	1984
Krenznel, Craig (Ohio State), QB	16	2004
Kreutz, Olin (Washington), C.....	57	1998-2010
Krieg, Dave (Milton College -WI), QB	17	1996
Kriewald, Doug (West Texas State), G.....	60	1967-68
Krumm, Todd (Michigan State), S.....	44	1988

Kuechenberg, Rudy (Indiana), LB	59	1967-69
Kunz, Lee (Nebraska), LB	57	1979-81
Kurek, Ralph (Wisconsin), FB	32	1965-70

L

Lacina, Corbin (Augustana), G	63	2003
Lacy, Bo (Arkansas), G	69	2004
LaFavor, Tron (Florida), DT	73	2003
LaFleur, Joe* (Marquette), FB	2	1922-24
LaForest, W*, FB	**	1920
Lahar, Harold* (Oklahoma), G	12	1941;1945
Lamb, Walter* (Oklahoma), E	12	1946
Landry, Greg (Massachusetts), QB	11	1984
Lane, Austen (Murray State), DE	73	2014
Langford, Jeremy (Michigan State), RB	33	2015
Lanning, Spencer (South Carolina), P	4	2015
Lanum, R. "Jake"* (Ill & Millikin), QB	1	1920-24
LaRocque, Joey (Oregon State), LB	90	2008
Larson, Fred* (Notre Dame), C	14, 17	1922
Lashar, Tim (Oklahoma), K	16	1987
Lasker, Greg (Arkansas), S	31	1988
Latta, Greg* (Morgan State), TE	88	1975-80
Lattimore, Dede (South Florida), LB	96	2014
Lawler, Allen* (Texas), HB	33	1948
Lawson, Roger (W. Michigan), RB	36	1972-73
Layne, Bobby* (Texas), QB	22	1948
Leahy, Bernie* (Notre Dame), HB	6	1932
Leclerc, Roger (Trinity), K/LB	54, 83	1960-66
Le Bel, Harper (Colorado State), LS	88	1997
Lee, Buddy (LSU), QB	14	1971
Lee, Herman* (Florida A&M), T	70	1958-66
Lee, Khari (Bowie State), TE	82	2015
Lee, Shawn* (North Alabama), DE	76	1998
Leeuwenburg, Jay (Colorado), G	58	1992-95
Leeuwenburg, Rich (Stanford), T	57	1965
Leggett, Earl* (LSU), T	71	1957-65
Lemon, Clifford* (Centre), T	9	1926
Leno, Jr., Charles (Boise State), T	72	2014-15
Leonard, James* (Colgate), T	**	1924
Lesane, James* (Virginia), HB	49	1952-53
Lewis, Darren (Texas A&M), RB	33	1991-93
Lewis, Nate (Oregon Tech), WR	82	1994-95
Lewis, Scotty (Baylor), DT	79	1995
Lick, Dennis (Wisconsin), T	70	1976-81
Lincoln, Jeremy (Tennessee), CB	39	1992-95
Line, Bill (SMU), DT	67	1972
Lintzenich, Joseph* (St. Louis), FB	7	1930-31
Lipscomb, Paul* (Tennessee), T	74	1954
Lisch, Rusty (Notre Dame), QB	12	1984
Littleton, Jody (Baylor), LS	63	2002
Livers, Virgil (W. Kentucky), CB	24	1975-79
Livingston, Andy (Phoenix JC), B	48	1964-65
Livingston, Howie* (Fullerton JC), DB	48	1953

Lloyd, Brandon (Illinois), WR	80	2008
Logan, James (Indiana), G	20, 37	1942-43
Long, Harvey* (Detroit), T	27	1929
Long, Joe (Wayne State), T	76	2013
Long, Kyle (Oregon), G	75	2013-15
Long, Johnny* (Colgate), QB	33	1944-45
Lott, Andre (Tennessee), DB	26	2006
Louis, Lance (San Diego State), G	60	2009-12
Louis-Jean, Al (Boston College), CB	39	2014
Lowe, Lloyd (North Texas State), HB	28	1953-54
Lowery, Michael (Mississippi), LB	53	1996-97
Luckman, Sid* (Columbia), QB/P	42	1939-50
Lujack, Johnny (Notre Dame), QB	32	1948-51
Lundy, Dennis (Northwestern), RB	43	1995
Lusby, Vaughn (Arkansas), CB	29	1980
Lyle, Garry (G. Washington), CB	44	1968-74
Lyman, Dustin (Wake Forest), TE	89	2000-04
Lyman, Roy "Link"* (Neb.), T	2, 11, 12, 14, 7726-28;30-31;33-34	
Lynch, Lorenzo (Cal St.-Sac.), DB	43	1987-89
Lyon, George* (Kansas State), T	17	1929

M

MacLeod, Robert* (Dartmouth), HB	5	1939-40
Macon, Ed (College of Pacific), HB	25	1952-53
MacWherter, Kile* (Bethany), FB	14	1920
Magnani, Dante* (St. Mary's), HB	3, 4, 8	1943; 46; 49
Maillard, Ralph* (Creighton), T	23	1929
Malone, Charles* (Texas A&M), E	25	1933
Manders, Jack* (Minnesota), HB	10	1933-40
Maneri, Steve (Temple), TE	87	2013
Maness, James (TCU), WR	81	1985
Mangum, John (Alabama), S	26	1990-98
Maniaci, Joe* (Fordham), RB	11	1938-41
Mannelly, Patrick (Duke), T/LS	65	1998-2013
Manning, Danieal (Abilene Christian), S/KR	38	2006-10
Manning, Pete (Wake Forest), E	86	1960-61
Manning, Terrell (NC State), LB	53	2014
Manning, Jr., Ricky (UCLA), CB	24	2006-07
Manske, Edgar "Eggs"* (Northwestern), E. 7, 17		1937-40
Manumaleuna, Brandon (Arizona), TE	86	2010
Marconi, Joe* (West Virginia), FB	34	1962-66
Mare, Olindo (Syracuse), K	10	2012
Margarita, Bob* (Brown), HB	44	1944-46
Margerum, Ken (Stanford), WR	82, 89	81-83;85-86
Mariani, Marc (Montana), WR/KR	80	2014-15
Marshall, Alfonoso (Miami-FL), CB	22	2004
Marshall, Anthony (LSU), DB	36	1994-97
Marshall, Brandon (Central Florida)	15	2012-14
Marshall, Wilber (Florida), LB	58	1984-87
Marten, James (Boston College), T	72	2009
Martin, Bill (Georgia Tech), E	22, 85	1964-65
Martin, Billy* (Minnesota), HB	22	1962-64
Martin, Chris (Northwestern), CB	25	1996



CHICAGO BEARS ALL-TIME ROSTER

Martin, Dave (Notre Dame), LB	53	1969	McMillen, Jim* (Illinois), G.....	22	1924-29
Martin, Derrick (Wyoming), CB.....	39	2013	McMillon, Todd (N. Arizona), CB.....	26	2000-04
Martin, Frank* (Alabama), HB	33	1941	McMullen, Daniel* (Nebraska), G	21	1930-31
Martin, Sherrod (Troy), S.....	36	2015	McMurtry, Greg (Michigan), WR	88	1994
Martinovich, Phil* (Coll. of Pacific), G	19, 66	1940	McNown, Cade (UCLA), QB.....	8	1999-2000
Maslowski, Matt (San Diego U.), WR.....	46, 82	1972	McPhee, Pernell (Mississippi State), LB.....	92	2015
Mass, Wayne (Clemson), OT	74	1968-70	McPherson, Forrest* (Nebraska), G.....	25	1935
Massey, Chris (Marshall), LS.....	45	2011	McQuarters, R.W. (Oklahoma St.), CB.....	21	2000-04
Masters, Bob* (Baylor), FB.....	37	1943-44	McRae, Bennie* (Michigan), DB.....	26	1962-70
Masterson, Bernie* (Nebraska), QB.....	33	1934-40	McRae, Franklin (Tenn. State), DT.....	58	1967
Masterson, Forest (Iowa), C.....	15	1945	Meadows, Ed* (Duke), E	76, 86	1954-56
Mastrogany, Gus* (Iowa), E.....	29	1931	Mellekas, John* (Arizona), T/C	76	1956-61
Matheson, Jack* (W. Michigan), E	41	1947	Melton, Henry (Texas), DE	69	2010-13
Mattes, Ron (Virginia), T.....	75	1991	Meredith, Cameron (Illinois State), WR	81	2015
Matthews, Shane (Florida), QB.....	9	1993-96; 99-01	Meriweather, Brandon (Miami), S	31	2011
Mattson, Riley (Oregon), T.....	75	1965	Merkel, Monte* (Kansas), G	13	1942-43
Matuza, Al* (Georgetown), C.....	15	1941-44	Merrill, Mark (Minnesota), LB.....	50	1979
Maumalanga, Chris (Kansas), DT.....	72	1997	Merrill, Than (Yale), S	22	2001
Maxey, Marcus (Miami-FL), CB	27	2006	Merritt, Ahmad (Wisconsin), WR.....	81	2001-03
May, Chester*, G.....	19	1920	Metcalf, Terrence (Mississippi), T/G	60	2002-08
May, Walter O. "Red"*, G	19	1920	Meyers, Denny* (Iowa), T.....	33	1931
Mayes, Alonzo (Oklahoma State), TE.....	85	1998-2000	Meyers, Jerry* (N Illinois), DL.....	74	1976-79
Mayes, Rufus* (Ohio State), T.....	71	1969	Michaels, Edward* (Villanova), G	18	1936
Maynard, Brad (Ball State), P.....	4	2001-10	Mihal, Joe* (Purdue), T.....	27	1940-41
Maznicki, Frank* (Boston College), HB	4	1942; 46	Milburn, Glyn (Stanford), RB/KR	24	1998-2001
McAfee, George* (Duke), HB/DB	5, 33	1940-41;45-50	Miller, Charles "Ookie"* (Purdue), C	76	1932-37
McBride, Trumaine (Mississippi), CB.....	26	2007-09	Miller, Fred (Baylor), T.....	69	2005-08
McClellin, Shea (Boise State), DE.....	99, 50	2012-15	Miller, Jim (Michigan State), QB.....	15	1998-2002
McClendon, Willie (Georgia), RB	37	1979-82	Miller, Jordan (Southern), DT.....	96	2011
McClover, Darrell (Miami-FL), LB.....	58, 98	2006-09	Miller, Milford* (Chadron), T.....	26, 76	1932
McColl, Bill (Stanford), E.....	83	1952-59	Miller, Zach (Nebraska-Omaha).....	86	2015
McCown, Josh (Sam Houston St.), QB.....	15, 12	2011-13	Mills, Jordan (Louisiana Tech), T.....	67	2013-14
McCray, Bruce (W Illinois), CB	31	1987	Milner, Bill* (Duke), G	38	1947-49
McCray, Danny (LSU), S.....	29	2014	Milton, Eldridge (Clemson), LB.....	57	1987
McDonald, Lester* (Nebraska), E	76	1937-39	Mines, Fontel (Virginia), TE	89	2007
McDonald, Rico (Pittsburgh), LB	54	1998-99	Miniefield, Kevin (Arizona State), CB.....	24	1993-96
McElroy, Ray (Eastern Illinois), S	47	2000	Minini, Frank (San Jose State), HB.....	44	1947-49
McElwain, Bill* (Northwestern), HB.....	29	1925	Minter, Barry (Tulsa), LB.....	92	1993-2000
McEnulty, Doug* (Wichita), FB.....	29	1943-44	Minter, Zach (Montana State), DT.....	96	2013
McGee, Richmond (Texas), P.....	10	2009	Mintun, John F. "Jake"*, C.....	20	1920-21
McGee, Tony (Bishop College), DE.....	71	1971-73	Mirer, Rick (Notre Dame), QB.....	13	1997
McGowan, Brandon (Maine), S	36	2005-08	Mitchell, Charley* (Tulsa), HB.....	37	1945
McGuire, Gene (Notre Dame), C.....	60	1993	Mitchell, Qasim (No. Car. A&T), T.....	72	2003-05
McInerney, Sean (Frostburg State), DT.....	68	1987	Mitchell, Terrance (Oregon), CB	20	2014-15
McKenzie, Keith (Ball State), DT	95	2002	Mohardt, John* (Notre Dame), HB.....	26	1925
McKie, Jason (Temple), FB.....	37	2003-09	Molesworth, Keith* (Monmouth), HB.....	4	1931-37
McKinnely, Phil (UCLA), T.....	67	1982	Montgomery, Randy (Weber State), CB.....	27	1974
McKinney, Bill (West Texas), LB	54	1972	Montgomery, Ross (TCU), FB	22	1969-70
McKinnon, Dennis (Florida State), WR.....	85	83-85;87-89	Montgomery, Will (Virginia Tech), C	64	2015
McLean, Ray "Scooter"* (St. Anselm), HB/K.....	57	1940-47	Mooney, Jim* (Georgetown), E	18	1935
McMahon, Jim (BYU), QB	9	1982-88	Mooney, Tip* (Abilene Christian), HB.....	4	1944-46
McManis, Sherrick (Northwestern), CB.....	27	2012-15	Moore, Albert* (Northwestern), QB.....	8	1932
McMichael, Steve (Texas), DT	76	1981-93	Moore, Damon (Ohio State), SS.....	37	2002

Moore, D.J. (Vanderbilt), CB.....	30	2009-12
Moore, Jerry (Arkansas), S.....	18	1971-72
Moore, Joe (Missouri), RB.....	49	1971-72
Moore, Joshua (Kansas State), CB.....	31	2010
Moore, McNeil (Sam Houston), HB.....	29	1954-56
Moore, Rocco (Western Michigan), G.....	71	1980
Moorehead, Emery (Colorado), TE.....	43, 87	1981-88
Moreno, Moses (Colorado State), QB.....	4	1998
Morgan, Anthony (Tennessee), WR.....	81	1991-93
Morgan, Josh (Virginia Tech), WR.....	19	2014
Morgan, Mike (Wisconsin), RB.....	29	1978
Morris, Byron "Bam" (Texas Tech), RB.....	33	1998
Morris, Frank* (Boston U.), HB.....	11	1942
Morris, Johnny (Santa Barbara), FL.....	47	1958-67
Morris, Jon (Holy Cross), C.....	63	1978
Morris, Larry* (Georgia Tech), LB.....	33	1959-65
Morris, Ray (UTEP), LB.....	92	1987
Morris, Ron (SMU), WR.....	84	1987-92
Morrison, Fred "Curley" (Ohio State), FB/P.....	15	1950-53
Morrissey, Jim (Michigan State), LB.....	51	1985-93
Morton, John* (Missouri), HB.....	36	1945
Moser, Robert* (Pacific), C.....	55	1951-53
Mosley, Anthony (Fresno State), RB.....	46	1987
Mosley, Henry* (Morris Brown), HB.....	49, 90	1955
Mucha, Charles (Washington), G.....	**	1935
Mucha, Rudy* (Washington), G.....	16	1945-46
Muckensturm, Jerry (Arkansas St.), LB.....	58	1976-80; 82-83
Mudd, Howard (Hillsdale), G.....	68	1969-70
Muhammad, Muhsin (Michigan St.), WR.....	87	2005-07
Mullen, Verne* (Illinois), E.....	15, 21	1923-25
Mulligan, Matthew (Maine), TE.....	85	2014
Mullins, Don R. (Houston), HB.....	40	1961-62
Mullins, Noah* (Kentucky), HB.....	10	1946-49
Mundee, Fred* (Notre Dame), C.....	20, 36	1943-45
Mundy, Ryan (West Virginia), S.....	21	2014
Murray, Richard* (Marquette), T.....	18	1924
Murry, Don* (Wisconsin), T.....	18	1924-31
Musso, George* (Millikin), G.....	16	1933-44
Musso, Johnny (Alabama), RB.....	22	1975-77
Muster, Brad (Stanford), FB.....	25	1988-92
Myslinski, Tom (Tennessee), OL.....	69	1993-94

N

Nagurski, Bronko* (Minnesota), FB/T.....	3, 16	1930-37; 43
Neacy, Clement* (Colgate), E.....	80	1927
Neal, Dan (Kentucky), C.....	52	1975-83
Neal, Ed* (LSU), G.....	58	1951
Neck, Tommy (LSU), HB.....	48	1962
Neely, Bobby (Virginia), TE.....	87	1996
Negus, Fred* (Wisconsin), C.....	18	1950
Neidert, John (Louisville), LB.....	63	1970
Nelson, Everett* (Illinois), T.....	17	1929
Nesbitt, Dick* (Drake), HB.....	2	1930-33

Newkirk, Robert (Michigan St.), DT.....	62	2000-01
Newsome, Billy (Grambling), DE.....	87	1977
Newton, Bob (Nebraska), G.....	78	1971-75
Nickla, Ed (Maryland), G.....	72	1959
Nielsen, Hans (Michigan State), K.....	6	1981
Nix, Kent (TCU), QB.....	16	1970-71
Nolan, Troy (Arizona State), S.....	43	2012
Nolting, Ray* (Cincinnati), HB.....	25, 33	1936-43
Norberg, Hank* (Stanford), E.....	16	1948
Nordquist, Mark (Pacific), G/C.....	63	1975-76
Nori, Reino* (DeKalb), HB.....	4	1938
Norman, Dick (Stanford), QB.....	12	1961
Norman, Tim (Illinois), G.....	67	1983
Norris, Jon (American Intl.), DE.....	98	1987
Norvell, Jay (Iowa), LB.....	91	1987
Novoselsky, Brent (Penn), TE.....	89	1988
Nowaskey, Bob* (G Washington), E.....	20	1940-42

O

O'Bradovich, Ed (Illinois), DE.....	87	1962-71
O'Connell, JF* (Penn State), C.....	**	1924
O'Connell, Tom* (Illinois), QB.....	10	1953
O'Donnell, Patrick (Miami-FL), P.....	16	2014-15
O'Neill, Pat (Syracuse), P.....	8	1995
O'Quinn, John* (Wake Forest), E.....	37	1950-51
O'Rourke, Charles* (Boston College), QB.....	48	1942
Oakley, Anthony (Western Kentucky), G.....	68	2006-07
Obee, Terry (Oregon), WR.....	83	1993-94
Odom, Joe, (Purdue), LB.....	59	2003-05
Oech, Verne* (Minnesota), G.....	23	1936
Oelerich, John* (St. Ambrose), HB.....	7	1938
Ogden, Ray (Alabama), TE.....	38	1969-71
Ogunleye, Adewale (Indiana), DE.....	93	2004-09
Okoye, Amobi (Louisville), DT.....	91	2011-12
Ola, Michael (Hampton), T/G.....	70	2014
Oliver, Jack (Memphis State), T.....	71	1987
Olsen, Greg (Miami-FL), TE.....	82	2007-10
Omameh, Patrick (Michigan), G/T.....	65	2015
Omiyale, Frank (Tennessee Tech), G/T.....	68	2009-11
Ortego, Keith (McNeese St.), WR.....	89, 96	1985-87
Orton, Kyle (Purdue), QB.....	18	2005-07
Osborne, Jim (Southern), DT.....	68	1972-84
Oshinowo, Babatunde (Stanford), DT.....	70	2007
Osmanski, Bill* (Holy Cross), FB.....	9	39-43;46-47
Osmanski, Joe* (Holy Cross), FB.....	18	1946-49
Overhauser, Chad (UCLA), T.....	69	1998
Owens, John (Notre Dame), TE.....	82	2004
Owens, Montell (Maine), FB.....	24	2014
Ozougwu, Cheta (Rice), DE.....	95	2012-13



CHICAGO BEARS ALL-TIME ROSTER

P

Pace, Orlando (Ohio State), T.....	76	2009
Paea, Stephen (Oregon State), DT.....	92	2011-14
Pagac, Fred (Ohio State), TE.....	82	1974
Page, Alan (Notre Dame), DT.....	82	1978-81
Palmer, Dan (Air Force), T.....	73	1999
Palmer, Jordan (Texas-El Paso), QB.....	2	2013
Parrish, James (Temple), T.....	79	1996
Parrish, Tony (Washington), S.....	37	1998-2001
Parsons, Bob (Penn State), P/TE.....	86	1972-83
Patterson, Billy* (Baylor), QB.....	57	1939
Paul, Markus (Syracuse), S.....	36	1989-92
Pauley, Frank Don* (Wash. & Jeff.), T.....	14	1930
Payne, Kevin (La.-Monroe), S.....	44	2007-09
Payton, Sean (E Illinois), QB.....	17	1987
Payton, Walter* (Jackson State), RB.....	34	1975-87
Pearce, W. "Pard"* (Penn), QB.....	4	1920-22
Pearson, Madison* (Kansas), C.....	26	1929-34
Pederson, Jim* (Augsburg), HB.....	17	1932
Peiffer, Dan (SE Missouri State), C.....	53	1975-77
Penn, Chris (Tulsa), WR.....	86	1997-98
Peppers, Julius (North Carolina), DE.....	90	2010-13
Percival, Mac (Texas Tech), K.....	83	1967-73
Perez, Peter* (Illinois), G.....	19	1945
Perina, Bob* (Princeton), HB.....	33	1949-50
Perini, Pete* (Ohio State), FB.....	39	1954-55
Perkins, Don* (Plattesville), FB.....	19	1945-46
Perrin, Lonnie (Illinois), RB.....	25	1979
Perry, Seniorise (Louisville), RB.....	32	2014
Perry, Todd (Kentucky), G.....	75	1993-2000
Perry, William "Refrigerator" (Clemson), DT.....	72	1985-93
Peter, Christian (Nebraska), DT.....	97	2002
Peterson, Adrian (Ga. Southern), RB.....	29	2002-09
Peterson, Anthony (Notre Dame), LB.....	57	1997
Petitbon, Richie (Tulane), S.....	17	1959-68
Petty, John* (Purdue), FB.....	10	1942
Petty, Ross* (Illinois), G.....	17	1920
Phillips, Loyd (Arkansas), DE.....	86	1967-69
Phillips, Reggie (SMU), CB.....	21, 48	1985-87
Phipps, Mike (Purdue), QB.....	15	1977-81
Piccolo, Brian* (Wake Forest), RB.....	41	1966-69
Pickens, Bob (Nebraska), T.....	70	1967-68
Pickering, Clay (Maine), WR.....	86	1986
Pierson, Shurron (South Florida), DE.....	98	2004
Pifferini, Bob (UCLA), LB.....	58	1972-75
Pilgrim, Evan (BYU), G.....	65	1995-97
Pinder, Cyril (Illinois), RB.....	22	1971-72
Pippens, Jerrell (Nebraska), S.....	36	2004
Plank, Doug (Ohio State), S.....	46	1975-82
Plasman, Dick* (Vanderbilt), E.....	14	1937-41; 44
Podlesh, Adam (Maryland), P.....	8	2011-13
Podmajersky, Paul* (Illinois), G.....	31	1944
Polisky, John* (Notre Dame), G.....	16, 27	1929

Polite, Lousaka (Pittsburgh), FB.....	39	2007
Polk, Octus (Stephen F. Austin), G.....	69	1995-96
Pollock, Bill* (Penn. Military Acdy.), HB.....	2	1935-36
Pool, Hampton* (Stanford), E.....	76	1940-43
Porter, Tracy (Indiana), CB.....	21	2015
Potter, Kevin (Missouri), S.....	20	1983-84
Powell, Carl (Louisville), DT.....	72	2001
Preston, Pat* (Wake Forest), G.....	53	1946-49
President, Andre (Angelo St.), TE.....	87	1995
Price, Terry (Texas A&M), DT.....	65	1990
Pride, Dan (Jackson State), LB.....	57	1968-69
Primus, Greg (Colorado State), WR.....	87	1994-95
Pritchett, Stanley (South Carolina), FB.....	36	2001-03
Proctor, Rex* (Rice), HB.....	47	1953
Prosinski, Chris (Wyoming).....	31	2015
Proehl, Ricky (Wake Forest), WR.....	87	1997
Pruitt, Mickey (Colorado), LB.....	46, 52	1988-90
Purnell, James* (Wisconsin), LB.....	53	1964-68
Pyle, Mike (Yale), C.....	50	1961-69

Q

Quigley, Ryan (Boston College), P.....	1	2012
Quinn, Jonathan (Middle Tenn. St.), QB.....	12	2004

R

Rabold, Mike* (Indiana), G.....	64	1964-66
Rachal, Chilo (USC), G.....	62	2012
Rains, Dan (Cincinnati), LB.....	53	1982-85
Rakestraw, Larry (Georgia), QB.....	12	1964-67
Ramsey, Frank* (Oregon State), G.....	13	1945
Rather, Bo (Michigan), WR.....	80	1974-78
Ratliff, Jeremiah (Auburn), DT.....	96, 90	2013-15
Reader, Russ* (Michigan State), HB.....	11	1947
Reed, Nick (Oregon), DE.....	94	2011
Reese, Lloyd* (Tennessee), FB.....	22	1946
Reese, Marcus (UCLA), LB.....	52	2004
Reeves, Carl (NC State), DE.....	68	1996-98
Reid, Gabe (BYU), TE.....	48	2003, 05-06
Reilly, Mike (Iowa), LB.....	62	1964-68
Rentie, Caesar (Oklahoma), T.....	71	1988
Rentner, Ernest* (Northwestern), HB.....	7, 23	1936-37
Reppond, Mike (Arkansas), WR.....	81	1973
Reynolds, LaRoy (Virginia), LB.....	52	2015
Reynolds, Tom (San Diego State), WR.....	87	1973
Rice, Andy (Texas Southern), DT.....	70	1972-73
Richards, Golden (Hawaii), WR.....	83	1978-79
Richards, Ray* (Nebraska), T.....	44	1933-36
Richardson, Mike (Arizona State), CB.....	27	1983-88
Richman, Harry* (Illinois), G.....	16	1929
Rideau, Brandon (Kansas), WR.....	84	2007-08
Riley, Karon (Minnesota), DE.....	95	2001
Riley, Pat (Miami-FL), DT.....	78, 95	1995
Riley, Phillip (Florida State), WR.....	15	1996

Rivera, Ron (California), LB.....	59	1984-92
Rivera, Steve (California), WR.....	83	1977
Rivers, Garland (Michigan), DB.....	32	1987
Rives, Don (Texas Tech), LB.....	57	1973-78
Roach, Nick (Northwestern), LB.....	53	2007-12
Roberts, Tom* (DePaul), G.....	82	1943-44
Roberts, Willie (Houston), CB.....	24	1973
Robertson, Bernard (Tulane), T.....	74	2001-02
Robertson, Tracy (Baylor), DE.....	72	2013
Robinson, Bryan (Fresno State), DL.....	98	1998-2003
Robinson, Marcus (S. Carolina), WR.....	88	1997-2002
Rodenhauser, Mark (Illinois St.), C.....	51, 52	1987-88
Roder, Mirro, K.....	15	1973-74
Rodgers, Jacquizz (Oregon State), RB.....	35	2015
Rodriguez, Evan (Temple), FB.....	48	2012
Roehlk, Jon (Iowa), G.....	64	1987
Roehnel, William* (Bradley), G.....	69	1958-59
Rogers, Mel (Florida A&M), LB.....	51	1977
Roggeman, Tom (Purdue), G.....	67	1956-57
Rolle, Antrel (Miami-FL), S.....	26	2015
Romanik, Steve* (Villanova), QB.....	12	1950-53
Romney, Milton* (Chicago), QB.....	10	1925-29
Ronzani, Gene* (Marquette), QB.....	6	33-38;44-45
Roper, John (Texas A&M), LB.....	55	1989-92
Rosario, Dante (Oregon), TE.....	88	2013-14
Rosequist, Ted* (Ohio State), T.....	23, 47	1934-36
Ross, Rashad (Arizona State), WR.....	13	2014
Rothschild, Doug (Wheaton), LB.....	54	1987
Rouse, James (Arkansas), RB.....	30	1990-91
Roveto, John (SW Louisiana), K.....	4, 9	1981-82
Rowden, Larry (Houston), LB.....	53	1971
Rowell, Eugene (Dubuque), DT.....	65	1987
Rowland, Brad (McMurry), HB.....	86	1951
Rowland, Justin (TCU), HB.....	20	1960
Royal, Eddie (Virginia Tech), WR.....	19	2015
Rubens, Larry (Montana State), C.....	52, 53	1986
Runnels, J.D. (Oklahoma), FB.....	48	2006
Rupp, Nelson* (Dennison), QB.....	**	1921
Russell, Reginald (Northwestern), E.....	24	1928
Ryan, John* (Detroit), T.....	12	1929
Ryan, Rocky* (Illinois), E.....	45	1958
Ryan, Tim (USC), DT.....	96, 99	1990-93
Rydalch, Ron (Utah), DT.....	76	1975-80
Rydzewski, Frank* (Notre Dame), C.....	**	1923
Rykovich, Julie* (Illinois), HB.....	11	1949-51

S

Sacrinty, Nick* (Wake Forest), QB.....	4	1947
Salaam, Rashaan (Colorado), RB.....	31	1995-97
Saldi, Jay (South Carolina), TE.....	81	1983-84
Samuel, Khari (Massachusetts), LB.....	91	1999-2001
Sanders, Glenell (Louisiana Tech), LB.....	64	1990
Sanders, Thomas (Texas A&M), RB.....	20, 31	1985-89

Sanderson, Reggie (Stanford), RB.....	39	1973
Sanderson, Scott (Washington St.), G.....	74	2003
Sanford, Sulecio (Middle Tenn. St.), WR.....	82	1999
Sanzenbacher, Dane (Ohio State), WR.....	18	2011-12
Sauerbrun, Todd (West Virginia), P.....	16	1995-99
Sauter, Cory (Minnesota), QB.....	17	2002
Savoldi, Joe* (Notre Dame), FB.....	54	1930
Sayers, Gale (Kansas), HB.....	40	1965-71
Scales, Patrick (Utah State), LS.....	48	2015
Schiechl, John* (Santa Clara), C.....	41, 66	1945-46
Schmidt, Terry (Ball State), S.....	44	1976-84
Schreiber, Larry (Tenn. Tech), RB.....	36	1976
Schroeder, Gene (Virginia), E.....	88	51-52;54-57
Schubert, Steve (Massachusetts), WR.....	85	1975-79
Schuette, Paul* (Wisconsin), G.....	22	1930-32
Schultz, Bill (USC), G.....	67	1997
Schwantz, Jim (Purdue), LB.....	59, 65	1992, 1998
Schweda, Brian (Kansas), DE.....	60	1966
Schweidler, Dick* (St. Louis), HB.....	31	1938-39;46
Scott, Ian (Florida), DT.....	95	2003-06
Scott, Jonathan (Texas), T.....	79	2012-13
Scott, James (Trinity Valley CC), WR.....	89	1975-80; 82-83
Scott, Ralph* (Wisconsin), T.....	17	1921-25
Scott, Trevor (Buffalo), DE.....	76	2014
Scruggs, Greg (Louisville), DL.....	90	2015
Seals, George (Missouri), G.....	67	1965-71
Seibering, Gerald* (Drake), FB.....	30	1932
Senn, Bill* (Knox), HB.....	6	1926-31
Serini, Washington* (Kentucky), G.....	23	1948-51
Setzer, Bobby (Boise State), DE.....	76	2002
Sevy, Jeff (California), T/DE.....	75	1975-78
Seward, Len (E. Illinois), LS.....	52	1987
Seymour, Jim* (Notre Dame), WR.....	84	1970-72
Shaffer, Kevin (Tulsa), T.....	78	2009-10
Shank, JL*, HB.....	18	1920
Shanklin, Ron* (N Texas State), WR.....	25	1975-76
Shannon, John (Kentucky), DT.....	75	1988-89
Sharpton, Darryl (Miami-FL), LB.....	53	2014
Shaw, Glenn (Kentucky), HB.....	29	1960
Shaw, Tim (Penn State), LB.....	58	2009
Shearer, Brad (Texas), DT.....	72	1978-80
Shellog, Alec* (Notre Dame), T.....	18	1939
Shelton, Daimon (Sacramento St.), FB.....	31	2001-02
Sherman, Saul* "Solly" (Chicago), QB.....	22	1939-40
Shipkey, Jerry* (UCLA), FB.....	23, 33	1953
Shivers, Jason (Arizona State), S.....	27	2004
Shoemake, Hub* (Illinois), G.....	**	1920-21
Shy, Don* (San Diego State), RB.....	24	1970-72
Siegal, John* (Columbia), E.....	6, 19	1939-43
Sigillo, Dom* (Xavier), T.....	19	1943-44
Sigmund, Arthur W.*, G.....	**	1923
Simmons, Clyde (W. Carolina), DE.....	96	1999-2000
Simmons, David (North Carolina), LB.....	57	1983



CHICAGO BEARS ALL-TIME ROSTER

T

Thomas, J.T. (West Virginia), LB.....	97	2012
Thomas, Mark (NC State), DE.....	95	1997-98
Thomas, Stan (Texas), T.....	60	1991-92
Thompson, Chris (Nicholls State), CB.....	27	2005
Thompson, Deonte (Florida), WR.....	14	2015
Thompson, Russ* (Nebraska), T.....	29	1936-39
Thornton, James (Cal St.-F'ton), TE.....	80	1988-92
Thrift, Cliff (E Central Oklahoma), LB.....	52	1985
Thrower, Willie* (Michigan State), QB.....	14	1953
Tillman, Charles "Peanut" (La.-Lafayette), CB..	33	2003-14
Tillman, Lewis (Jackson St.), RB.....	27	1994-95
Timpson, Michael (Penn State), WR.....	83	1995-96
Timu, John (Washington), LB.....	53	2015
Tinoisamoa, Pisa (Hawaii), LB.....	59	2009-10
Toeaina, Matt (Oregon), DT.....	75	2007-12
Tom, Mel (San Jose State), DE.....	89	1973-75
Tomczak, Mike (Ohio State), QB.....	18	1985-90
Torrence, Jack* (LSU), T.....	34	1939-40
Trafton, George* (Notre Dame), C.....	13	1920-32
Trahan, Patrick (Mississippi), LB.....	59	2011-12
Traylor, Keith (Central State), DT.....	94	2001-03
Trimble, Steve (Maryland), DB.....	40	1987
Trost, Milt* (Marquette), T.....	27	1935-39
Tucker, Bill (Tennessee State), RB.....	34	1971
Tucker, Rex (Texas A&M), G.....	64	1999-2004
Tuinei, Van (Arizona), DE.....	90	1999-2000
Tupou, Christian (USC), DT.....	64	2013
Turenne, Woodny (Louisville), CB.....	47	2009
Turnbull, Nick (Fla. Int'l), S.....	27	2006
Turner, Barry (Ohio State), DE.....	96	2010
Turner, Cecil (California Poly), FL.....	21	1968-73
Turner, Clyde* "Bulldog" (Hardin-Simm.), C/LB	66	1940-52

U

Ulmer, Mike (Doane), CB.....	43	1980
Unga, Harvey (BYU), RB.....	45	2012
Unrein, Mitch (Wyoming), DL.....	98	2015
Urlacher, Brian (New Mexico), LB.....	54	2000-12
Usher, Lou* (Syracuse), T.....	12	1921, 1923

V

Vactor, Ted (Nebraska), CB.....	33	1975
Vallez, Emilio (New Mexico), TE.....	82	1968-69
Van Horne, Keith (USC), T.....	78	1981-93
Van Valkenburg, Pete (BYU), RB.....	46	1974
Vasher, Nathan (Texas), CB.....	31	2004-09
Veach, Walter*, HB.....	15	1920
Venable, Winston (Boise St.), S.....	49	2011
Venturelli, Fred*, T/K.....	55	1948
Vereen, Brock (Minnesota), S.....	45	2014-15
Vick, Ernie* (Michigan), C.....	23	1927-28
Vick, Richard* (Wash. & Jeff.), QB.....	26	1925
Villarrial, Chris (Indiana-PA), C.....	58	1996-2003
Vodicka, Joe* (Lewis Institute), HB.....	48	1943-45

Voss, Walter "Tillie"* (Detroit), E.....	27	1927-28
Vucinich, Milt* (Stanford), G.....	16	1945

W

Waddle, Tom (Boston College), WR.....	87	1989-94
Wade, Bobby (Arizona), WR.....	84	2003-05
Wade, Charles (Tennessee St.), WR.....	83	1974
Wade, William (Vanderbilt), QB.....	9	1961-66
Waechter, Henry (Nebraska), DE.....	70, 75	1982; 84-86
Wager, Clinton* (St. Mary's), E.....	51	1942-43
Wagner, Barry (Alabama A&M), WR.....	86	1992
Wagner, Bryan (Cal St.-Northridge), P.....	15	1987-88
Walker, Darwin (Tennessee), DT.....	99	2007
Wallace, Alonzo (Maryland), DE.....	94	2000
Wallace, Bob (UTEP), E.....	89	1968-72
Wallace, John* (Notre Dame), E.....	29	1928
Wallace, Stan* (Illinois), HB.....	40	1954-58
Walquist, Laurie* (Illinois), QB.....	5	1922-31
Walsh, Steve (Miami-FL), QB.....	4	1994-95
Walters, Anthony (Delaware), S.....	37, 49	2011-14
Walterscheid, Len (S Utah), S.....	23	1977-82
Ward, John* (Oklahoma State), C/G.....	78	1976
Warner, Josh (SUNY-Brockport), C/G.....	67	2003
Washington, Cornelius (Georgia), DE.....	94	2013-15
Washington, Fred* (TCU), DT.....	91	1990
Washington, Harry (Colorado St.), WR.....	81	1979
Washington, Ted (Louisville), DT.....	92	2001-02
Watkins, Bobby (Ohio State), HB.....	45	1955-57
Watts, Rickey (Tulsa), WR.....	80	1979-83
Weatherly, Gerald "Bones"* (Rice), C45, 50, 84		1950, 52-54
Webb, J'Marcus (West Texas A&M), T.....	73	2010-12
Weems, Eric (Bethune-Cookman), WR.....	14	2012-13
Wells, Mike (Iowa), DT.....	97	1998-2000
Wesley, Dante (Ark.-Pine Bluff), CB.....	21	2006
Wetnight, Ryan (Stanford), TE.....	89	1993-99
Wetoska, Bob (Notre Dame), T.....	63	1960-69
Wetzel, Damon* (Ohio State), HB.....	**	1935
Wheeler, Ted (W Texas State), G.....	69	1970
Wheeler, Wayne (Alabama), WR.....	85	1974
Whigham, Larry (NE Louisiana), S.....	33	2001-02
Whitaker, Danta (Miss. Valley St.), TE.....	88	1993
White, Dez (Georgia Tech), WR.....	80	2000-03
White, Lawrence (Dana), WR.....	83	1987
White, Roy* (Valparaiso), FB.....	8, 9, 23	1925, 1927-29
White, Wilford* (Arizona State), HB.....	33	1951-52
Whitman, SJ (Tulsa), HB.....	22	1953-54
Whitsell, Dave* (Indiana), DB.....	23	1961-66
Whittenton, Jesse* (West Texas), HB.....	46	1958
Wiegmann, Casey (Iowa), C/G.....	60	1997-2000
Wightkin, Bill* (Notre Dame), DT.....	53, 72, 86	1950-57
Williams, Bob* (Notre Dame), QB.....	9	1951-52; 55
Williams, Brock (Notre Dame), CB.....	22	2003
Williams, Brooks (N Carolina), TE.....	88	1981-82



CHICAGO BEARS ALL-TIME ROSTER

Williams, Broughton* (Florida), T.....	37	1947
Williams, Chris (New Mexico State), WR.....	82	2013-14
Williams, Chris (Vanderbilt), T.....	74	2008-12
Williams, Dave (Colorado), RB.....	22	1979-81
Williams, D.J. (Miami, FL), LB.....	58	2013-14
Williams, Edwin (Maryland), G/C.....	70	2010-12
Williams, Fred * (Arkansas), T.....	75	1952-63
Williams, Jabara (Stephen F. Austin), LB.....	52	2011
Williams, Jamar (Arizona State), LB.....	52	2006-09
Williams, James "Big Cat"(Cheyney St.), T/DT	71	1991-2002
Williams, Jeff (Rhode Island), G.....	74	1982
Williams, Oliver (Illinois), WR.....	93	1983
Williams, Perry (Purdue), RB.....	36	1974
Williams, Roosevelt (Tuskegee), CB.....	20	2002
Williams, Roy (Texas), WR.....	11	2011
Williams, Teddy (Texas-San Antonio), CB.....	24	2014
Williams, Terry (Memphis), DL.....	79	2015
Williams, Tyrone (Wyoming), DT.....	96	1997
Williams, Walt (New Mexico St.), CB.....	43	1982-83
Willis, Peter Tom (Florida St.), QB.....	10	1990-93
Wilson, C.J. (NC State), CB.....	25	2013
Wilson, George* (Northwestern), E.....	30	1937-46
Wilson, Marquess (Washington St.), WR.....	10	2013-15
Wilson, Nemiah (Grambling), CB.....	21	1975
Wilson, Otis (Louisville), LB.....	55	1980-87
Wilson, Rod (South Carolina), LB.....	59, 58	2006-07; 10
Wilson, Troy (Pittsburg State), DE.....	95	2000
Wise, Ty (Miami-FL), C.....	68	2000
Wisne, Jerry (Notre Dame), T.....	79	1999-2000
Wojciechowski, John (Mich. St.), T.....	73	1987-93
Wolden, Allan (Bemidji State), RB.....	39	1987
Wolfe, Garrett (Northern Illinois), RB.....	25	2007-10

Wooden, Shawn (Notre Dame), S.....	22	2000
Woods, Tony (Oklahoma), DT.....	65	1989
Woolford, Donnell (Clemson), CB.....	21	1989-96
Wootton, Corey (Northwestern), DE.....	98	2010-13
Worley, Tim (Georgia), RB.....	38	1993-94
Worrell, Cameron (Fresno State), S... 24, 44, 45		2003-06; 08
Wright, Eric (Stephen F. Austin), WR.....	83	1991-92
Wright, Major (Florida), S.....	27, 21	2010-13
Wright, Steve (Alabama), T.....	73	1971
Wrightman, Tim (UCLA), TE.....	80	1985-86
Wrotto, Mansfield (Georgia Tech), G.....	76	2011
Wuerffel, Danny (Florida), QB.....	17	2001
Wynne, Elmer* (Notre Dame), FB.....	17	1928

Y

Youmans, Maury (Syracuse), T.....	82	1960-63
Young, Adrian (USC), LB.....	54	1973
Young, Randolph* (Millikin), T.....	16	1920
Young, Willie (NC State), DE.....	97	2014-15
Youngblood, George (LSU), S.....	37	1969
Yourist, Abe* (Heidelberg College), E.....	12	1923

Z

Zanders, Emanuel (Jackson State), G.....	79	1981
Zarnas, Gust* (Ohio State), G.....	28	1938
Zawatson, Dave (California), T.....	64	1989
Zeller, Joe* (Indiana), G.....	17	1938
Zizak, Vince* (Villanova), G.....	23	1934
Zorich, Chris (Notre Dame), DT.....	97	1991-97
Zorich, George* (Northwestern), G.....	14	1944-46
Zucco, Vic (Michigan State), HB.....	48	1957-60

NFC CENTRAL ALL-TIME STANDINGS

(from 1967-2001)

Overall record

Since 1977

	W	L	T	Pct	W	L	T	Pct
Minnesota	310	215	5	.590	212	177	1	.545
Division Titles: 1968, 69, 70, 71, 73, 74, 75, 76, 77, 78, 80, 89, 92, 94, 98, 2000								
Green Bay	259	261	10	.498	196	190	4	.508
Division Titles: 1967, 72, 95, 96, 97								
BEARS	258	270	2	.489	209	181	0	.536
Division Titles: 1984, 85, 86, 87, 88, 90, 2001								
Detroit	235	286	9	.452	166	223	1	.427
Division Titles: 1983, 91, 93								
Tampa Bay	148	241	1	.381	148	241	1	.381
Division Titles: 1979, 81, 99								

- There was no division winner in 1982 due to to the players' strike. The top eight teams from each conference advanced to the post-season. Green Bay advanced with a 5-3-1 record.
- Tampa Bay joined the NFL as an expansion franchise in 1976 and was placed in the AFC West with the understanding that they would switch to the NFC Central in 1977.

ILLINOIS HIGH SCHOOL BEARS

The following reflects Bears players who have appeared in at least one regular season game and who also played their high school football in the state of Illinois.

Player	Illinois High School
Jim Althoff	McHenry
Tony Ardizzzone.....	Saint Joseph (Westchester)
Dick Barwegan.....	Fenger (Chicago)
Kurt Becker.....	Aurora East
Tom Bettis	Saint Mel (Chicago)
Fabien Bownes	Waubonsie Valley (Aurora)
Zeke Bratkowski	Schlarman (Danville)
Bill Brown.....	Mendota
Dick Butkus.....	Vocational (Chicago)
Sean Cattouse	Hubbard (Chicago)
Chet Chesney.....	St. Hyacinth; Lane Tech (Chicago)
Rich Coady	Taft (Chicago)
George Connor	De La Salle (Chicago)
George Corbett	Arthur
Bryan Cox	East Saint Louis
John Damore.....	Riverside Brookfield
Bill DeCorrevont	Austin (Chicago)
Maurice Douglass	Madison (Trotwood)
Chuck Dreesen.....	Assumption (East Saint Louis)
Paddy Driscoll	Evanston
Steve Edwards	Mount Carmel (Chicago)
Tom Farris.....	Englewood (Chicago)
Gary Fencik	Barrington
Dave Finzer	Loyola (Wilmette)
Aldo Forte	Fenger (Chicago)
Andy Frederick	Saint Joseph (Westchester)
Hugh Gallarneau	Morgan Park (Chicago)
Bruce Gaston.....	Saint Rita (Chicago)
Brian Glasgow	Eisenhower (Blue Island)
Lou Gordon.....	Lane Tech (Chicago)
Ken Gorgal	Saint Bede (Peru)
Jim Grabowski	Taft (Chicago)
Garland Grange.....	Wheaton
Red Grange	Wheaton
George Halas	Crane Tech (Chicago)
Kelvin Hayden.....	Hubbard (Chicago)
Tom Hicks	Willowbrook (Villa Park)
Mike Hoban	Gordon Tech (Chicago)
John Ivlow	Plainfield
Chick Jagade	East Leyden (Franklin Park)
Ralph Jecha.....	Argo (Summit)
Luke Johnsos.....	Schurz (Chicago)
Nick Kerasiotis.....	Mooseheart
Tim Lashar.....	Barrington
Dennis Lick.....	St. Rita (Chicago)

Player	Illinois High School
Rusty Lisch	Belleville West
Bob Macleod.....	Glenbard (Glen Ellyn)
Billy Martin.....	Phillips (Chicago)
Ray McElroy.....	Proviso West (Hillside)
Sherrick McManis.....	Richwoods (Peoria)
Cameron Meredith	Saint Joseph (Westchester)
Ahmad Merritt	St. Rita (Chicago)
Jerry Meyers	Lake View (Chicago)
Jim Mooney	Loyola (Wilmette)
Jerry Moore	Belleville
Emery Moorehead.....	Evanston
Rudy Mucha.....	Fenger (Chicago)
Jerry Muckensturm....	Althoff (Belleville)
George Musso	Collinsville
Brent Novoselsky	Niles North (Skokie)
Ed O'Bradovich	Proviso East (Maywood)
Tommy O'Connell	South Shore (Chicago)
Joe Odom.....	Civic Memorial (Bethalto)
Bob Pickens	Evanston
Paul Podmajersky.....	Lane Tech (Chicago)
Jim Purnell.....	Evanston
Mike Pyle.....	New Trier (Winnetka)
Mike Rabold.....	Fenwick (Oak Park)
Jim Schwantz.....	Fremd (Palatine)
Bill Senn	Macomb
Solly Sherman	Marshall (Chicago)
Johnny Sisk.....	Saint Viator (Kankakee)
John Skibinski	LaSalle-Peru (LaSalle)
Rudy Smeja.....	Lindblom (Chicago)
Bill Steinkemper	De Paul (Chicago)
Ed Sternaman.....	Springfield
Joe Sternaman.....	Springfield
Billy Stone.....	Lanphier (Springfield)
George Streeter.....	Julian (Chicago)
Bob Swisher.....	Peoria
Tom Thayer.....	Joliet Catholic
Mike Tomczak.....	Thornton Fractional N. (Calumet City)
George Trafton	Oak Park
Joe Vodicka	Lane Tech (Chicago)
Stan Wallace.....	Hillsboro
Laurie Walquist	Rockford Central; Evanston
Garrett Wolfe	Holy Cross (River Grove)
George Wilson.....	Austin (Chicago)
Connie Zelencik	Thornton Fractional N. (Calumet City)
Chris Zorich.....	Vocational (Chicago)



CHICAGO BEARS MILITARY SERVICE HONOR ROLL

The following reflects Bears players who have served in a branch of the military and served our country in war.

Player	Conflict	Player	Conflict	Player	Conflict
Artoe, Lee.....	WWII	Hughes, Billy.....	WWII	Nowanskey, Bob.....	WWII
Baisi, Al.....	WWII	Hunsinger, Charlie.....	Korean War	O'Rourke, Charles.....	WWII
Bray, Ray.....	WWII	Ingwerson, Burt.....	WWII	Osmanski, Bill.....	WWII
Brown, Ed.....	Korean War	Ippolito, Anthony.....	WWII	Osmanski, Joe.....	WWII
Bussey, Young.....	WWII	Jones, Edgar.....	WWII	Patterson, Billy.....	WWII
Carey, Bob.....	Korean War	Kavanaugh, Ken.....	WWII	Perina, Bob.....	Korean War
Casares, Rick.....	Korean War	Keane, Jim.....	WWII	Perini, Pete.....	Korean War
Cifers, Ed.....	WWII	Kolman, Ed.....	WWII	Petty, John.....	WWII
Clark, Harry.....	WWII	Kopcha, Joe.....	WWII	Pifferini, Bob.....	Vietnam War
Connor, George.....	WWII	Kreamcheck, John.....	Korean War	Plasman, Dick.....	WWII
Davis, Art.....	Korean War	Lesane, Jimmy.....	Korean War	Pool, Hampton.....	WWII
Davis, Fred.....	WWII	Lowe, Lloyd.....	Korean War	Preston, Pat.....	WWII
Evans, Fred.....	WWII	Luckman, Sid.....	WWII	Roberts, Tom.....	WWII
Flanagan, Dick.....	WWII	Magnani, Dante.....	WWII	Rosequist, Ted.....	WWII
Forte, Aldo.....	WWII	Maniaci, Joe.....	WWII	Rowland, Brad.....	Korean War
Fortmann, Dan.....	WWII	Manske, Edgar.....	WWII	Schroeder, Gene.....	Korean War
Fortunato, Joe.....	Korean War	Masterson, Bernie.....	WWII	Siegal, John.....	WWII
Gallerneau, Hugh.....	WWII	Matuza, Al.....	WWII	Smith, Ray Gene.....	Korean War
Goodnight, Owen.....	WWII	Maznicki, Frank.....	WWII	Standlee, Norm.....	WWII
Gorgal, Ken.....	Korean War	McAfee, George.....	WWII	Stydahar, Joe.....	WWII
Gulyanics, George.....	WWII	Merkel, Monte.....	WWII	Turner, Clyde.....	WWII
Halas, George.....	WWII	Mihal, Joe.....	WWII	Vodicka, Joe.....	WWII
Hatley, John.....	Korean War	Mooney, Jim.....	WWII	Weatherly, Gerald.....	Korean War
Hoffman, Jack.....	Korean War	Morris, Francis.....	WWII	Williams, Bob.....	Korean War
Holovak, Mike.....	WWII	Mucha, Rudy.....	WWII	Zeller, Joe.....	WWII
Hugasian, Harry.....	Korean War	Mullins, Noah.....	WWII		

HIGH SCHOOL BREAKDOWN

The following reflects the most Illinois-area high schools which have contributed Bears players who have appeared in at least one regular season game and a list of players who played Illinois high school football and for the Bears who are enshrined in the Pro Football Hall of Fame.

High School	No. of Players	High School	No. of Players	Pro Football Hall of Famers	
Evanston	(4)	Loyola (Wilmette)	(2)	Dick Butkus	Vocational (Chicago)
Fenger (Chicago)	(3)	Peoria	(2)	George Connor	De La Salle (Chicago)
Lane Tech (Chicago)	(3)	Springfield	(2)	Paddy Driscoll	Evanston
Saint Joseph (Westchester)	(3)	Taft (Chicago)	(2)	Red Grange	Wheaton
Saint Rita (Chicago)	(3)	Thornton Fractional North	(2)	George Halas	Crane Tech (Chicago)
Austin (Chicago)	(2)	Vocational (Chicago)	(2)	George Musso	Collinsville
Barrington	(2)	Wheaton	(2)	George Trafton	Oak Park
Hubbard	(2)				

Below is an unofficial list of trades involving the Chicago Bears from 1960-present:

Date	Traded Away	To	For
3/17/16	TE Martellus Bennett, 2016 (6th) {#204}	New England	2016 (4th) {127}
9/29/15	LB Jonathan Bostic	New England	2016 (6th) {#204}
9/28/15	LB Jared Allen	Carolina	2016 (6th) {#206}
9/2/15	2017 (6th)	Houston	TE Khari Lee
8/11/15	G Ryan Groy	New England	LB Matthew Wells
3/10/15	WR Brandon Marshall; 2015 (7th) {#224}	New York Jets	2015 (5th) {#142, S Adrian Amos}
5/10/14	2014 (5th) {#156}, 2015 (5th)	Denver	2014 (4th) {#131, S Brock Vereen}, 2014 (7th) {#246}, T Charles Leno}
9/2/13	2014 (7th)	Dallas	TE Dante Rosario
6/9/13	G/T Gabe Carimi	Tampa Bay	2014 (6th) {#183, QB David Fales}
4/27/13	2013 (5th) {#153}	Atlanta	2013 (5th) {#163, T Jordan Mills} 2013 (7th) {#236, WR Marquess Wilson}
8/31/12	FB Tyler Clutts	Houston	CB Sherrick McManis
7/26/12	2013 (7th) {#226}	Tampa Bay	DT Brian Price
4/27/12	2012 (2nd) {#50}, 2012 (5th) {#150}	St. Louis	2012 (2nd) {#45, WR Alshon Jeffery}
3/13/12	2012 (3rd from CAR) {#73}, 2013 (3rd) {#82}	Miami	WR Brandon Marshall
7/28/11	TE Greg Olsen	Carolina	2012 (3rd) {#73, traded to MIA}
4/29/11	2011 (2nd) {#62}, 2011 (4th) {#127}	Washington	#2011 (2nd) {#53, DT Stephen Paea}
10/16/09	2010 (2nd) {#42}	Tampa Bay	DE Gaines Adams
4/25/09	2009 (2nd) {#49}	Seattle	2009 (3rd) {#68, DE Jarron Gilbert}, 2009 (4th) {#105, DL Henry Melton}
4/2/09	QB Kyle Orton, 2009 (1st) {#18}, 2009 (3rd) {#84}, 2010 (1st) {#11}	Denver	QB Jay Cutler, 2009 (5th) {#140, WR Johnny Knox}
9/2/08	2009 (6th from TB) {#191}	Tampa Bay	G Dan Buenning
4/27/08	2008 (4th from MIA via PHI) {#115}, 2008 (6th) {#175}	Tampa Bay	2008 (4th) {#120, S Craig Steltz}, 2008 (5th) {#158, TE Kellen Davis}
4/27/08	2008 (4th) {#110}	Miami	2008 (4th) {#115, traded to TB}, 2008 (7th) {#208, DE Ervin Baldwin}
3/3/08	QB Brian Griese, 2009 (7th) {#229}	Tampa Bay	2009 (6th) {#191, traded to TB}
8/2/07	S Chris Harris	Carolina	2008 (5th) {#142, CB Zack Bowman}
7/29/07	2008 (5th) {#143}	Buffalo	DT Darwin Walker
4/28/07	2007 (2nd from NYJ via WAS) {#37}	San Diego	2007 (2nd) {#62, Dan Bazuin}, 2007 (3rd) {#93, Garrett Wolfe}, 2007 (5th) {#167, Kevin Payne}, 2008 (3rd) {#90 Marcus Harrison}
3/22/07	2007 (6th) {#205}	Washington	S Adam Archuleta
3/6/07	RB Thomas Jones, 2007 (2nd) {#63}	NY Jets	2007 (2nd) {#37, traded to SD}
8/24/06	G Lennie Friedman	Cleveland	2007 (7th) {#221, CB Trumaine McBride}
4/29/06	2006 (1st) {#26}	Buffalo	2006 (2nd) {#42, S Danieal Manning}, 2006 (3rd) {#73, DT Dusty Dvoracek}
4/25/06	S Mike Green	Seattle	2006 (6th) {#200, G Tyler Reed}
4/24/06	2006 (3rd) {#88}	Carolina	CB Ricky Manning, Jr. (RFA)
8/28/05	TE John Owens, 2006 (7th) {#233}	Miami	LB Brendon Ayanbadejo
8/21/04	WR Marty Booker, 2005 (3rd) {#70}	Miami	DE Adewale Ogunleye
4/25/04	2004 (4th from NE via WAS) {#104}	San Francisco	2004 (4th) {#112, LB Leon Joe}, 2004 (5th) {#147, DE Claude Harriott}
3/29/04	2004 (6th) {#180}	Washington	FB Bryan Johnson
8/19/03	DT Ted Washington	New England	2004 (4th) {#104, traded to SF}
4/27/03	2003 (6th) {#176}, 2003 (6th from NE) {#193}, 2003 (7th) {#218}	Jacksonville	2003 (5th) {#143, WR Justin Gage}
4/26/03	2003 (1st from NYJ) {#13}	New England	2002 (14) {DE Michael Haynes}, 2003 (6) {#193, traded to JAX}



CHICAGO BEARS ALL-TIME TRADES

Date	Traded Away	To	For
4/26/03	2003 (1st) {#4}	N.Y. Jets	2003 (1st) {#13, traded to NE}, 2003 (1st) {#22, QB Rex Grossman}, 2003 (4th) {#116, DT Ian Scott}
4/20/02	2002 (2nd) {#63}, 2002 (4th) {#129}	Dallas	2002 (3rd) {#72, CB Roosevelt Williams}, 2002 (4th) {#104, DE Alex Brown}, 2002 (5th) {#140, S Bobby Gray}
8/22/01	QB Cade McNown, 2002 (7th) {#241}	Miami	2002 (6th) {#199, RB Adrian Peterson}, 2003 (6th) {#191, LB Joe Odom}
6/5/00	2001 (6th) {#169}	San Francisco	CB R.W. McQuarters
4/16/00	2000 (7th from CLE via MIN) {#232} 2001 (7th) {#208}	Miami	P Brent Bartholomew
4/16/00	2000 (7th from SF) {#209}, 2000 (7th from STL via BAL) {#225}	Cleveland	2000 (7th) {#223, LB James Cotton}, 2000 (7th) {#232, traded to MIA}, 2000 (7th) {#254, S Mike Green}
4/16/00	2000 (5th from STL via DET via BAL) {#150}	San Francisco	2006 (6th) {#170, RB Frank Murphy}, 2000 (7th) {#209, traded to CLE}
4/16/00	2000 (4th) {#104}	St. Louis	2000 (4th) {#125, CB Reggie Austin}, 2000 (5th) {#150, traded to SF}, 2000 (7th) {#225, traded to CLE}
2/21/00	2000 (5th) {#138}	New Orleans	WR Eddie Kennison
4/18/99	1999 (7th from CLE) {#207}	Cleveland	1999 (7) {#221, WR Sulecio Sanford}, 1999 (7th) {#253, RB James Finn}
4/18/99	1999 (6th) {#174}	Cleveland	1999 (6th) {#184, S Rashard Cook}, 1999 (7th) {#207, traded to CLE}
4/17/99	1999 (1st) {#7}	Washington	1999 (1st) {#12, QB Cade McNown}, 1999 (3rd) {#71, WR D'wayne Bates}, 1999 (4th) {#106, LB Warrick Holdman}, 1999 (5th) {#143, T Jerry Wisne}, 2000 (3rd) {#87, TE Dustin Lyman}
4/17/99	1999 (2nd from WAS) {#40}, 1999 (4th) {#102}	Oakland	1999 (2nd) {#48, DT Russell Davis}, 1999 (3rd) {#78, WR Marty Booker}, 1999 (4th) {#111, LB Roosevelt Colvin}
4/17/99	1999 (2nd) {#37}	Washington	1999 (2nd) {#40, traded to OAK}, 1999 (5th) {#144, LB Khari Samuel}
10/13/98	RB Byron "Bam" Morris	Kansas City	1999 (5th) {#147, CB Jerry Azumah}
9/1/98	2000 (7th) {#213}	Tennessee	LB Lemanski Hall
8/29/98	1999 (7th) {#213}	Green Bay	RB Glyn Milburn
6/8/98	1999 (5th) {#139}	San Diego	DT Shawn Lee
4/15/98	LB Anthony Peterson	San Francisco	1998 (7th) {#216, G Chad Overhauser}
8/24/97	1998 (5th) {#128}	Kansas City	WR Chris Penn
8/24/97	1998 (7th) {#192}	Jacksonville	T Jimmy Herndon
4/19/97	1997 (2nd) {#40}, 1997 (6th) {#173}	St. Louis	1997 (2nd) {#38, TE John Allred}
2/18/97	1997 (1st) {#11}	Seattle	QB Rick Mirer, 1997 (4th) {#105, RB Darnell Autry}
4/20/96	1996 (1st) {#18}, 1996 (3rd) {#83}, 1996 (6th from DAL) {#201}	St. Louis	1996 (1st) {#13, CB Walt Harris}
4/4/95	DE Trace Armstrong	Miami	1995 (2nd) {#56, P Todd Sauerbrun}, 1995 (3rd) {#87, C Evan Pilgrim}
8/28/94	LB Jim Schwantz	Dallas	1996 (6th) {#201, traded to STL}
4/29/94	1995 (5th) {#151}	Pittsburgh	WR Jeff Graham
10/19/93	1994 (5th) {#140}	Pittsburgh	RB Tim Worley
8/17/93	LB John Roper, S Markus Paul, TE Kelly Blackwell	Dallas	LB Vinson Smith and LB Barry Minter 1995 (6) {#198, DE Carl Reeves}

Date	Traded Away	To	For
4/25/93	1993 (5th) {#119}, 1993 (6th from IND) {#156}	Green Bay	1993 (4th) {#112, DE Al Fontenot}
4/25/93	1993 (4th) {#92}	Indianapolis	1993 (4th) {#100, LB Myron Baker}, 1993 (6th) {#156, traded to GB}
3/10/93	1993 (8th) {#204}	Seattle	LB Joe Cain (RFA)
8/28/92	C Jay Hilgenberg	Cleveland	1993 (4th) {#97, G Todd Perry}
8/19/91	1992 (8th) {#219}	N.Y. Jets	T Ron Mattes
4/23/90	1990 (7th) {#173}	L.A. Raiders	1990 (7th) {#176, C Bill Anderson}, 1990 (11th) {#298, T Roman Matusz}
8/19/89	QB Jim McMahon	San Diego	1990 (2nd) {#33, LB Ron Cox}
4/23/89	1989 (1st) {#25}	Miami	1989 (2nd) {#36, LB John Roper}, 1989 (3rd) {#65, C Jerry Fontenot}
4/23/89	1989 (4th) {#110}, 1989 (6th) {#165}	L.A. Raiders	1989 (4th) {#95, S Markus Paul}
4/23/89	1989 (3rd) {#81}	Philadelphia	1989 (5th) {#130, Mark Green}, 1989 (7th) {#189, S Richard Brothers}, 1989 (8th) {#216, DT Tony Woods}, 989 (9th) {#243, LB LaSalle Harper}, 1989 (10th) {#270, TE Todd Millikan}, 1989 (11th) {#297, DT Joe Nelms}, 1989 (12th) {#330, WR Freddy Weygand}
7/28/88	WR Willie Gault	LA Raiders	1989 (1st) {#11, CB Donnell Woolford}, 1990 (3rd) {#63 Peter Tom Willis}
3/18/88	LB Wilbur Marshall (RFA)	Washington	1988 (1st) {#28, WR Wendell Davis}, 1989 (1st) {#12, DE Trace Armstrong}
10/13/87	QB Doug Flutie	New England	1988 (8th) {#208, S David Tate}
4/28/87	1987 (4th) {#110}	L.A. Raiders	1987 (5th) {#120, DE Steve Bryan}, 1987 (6th) {#154, C John Adickes}
10/14/86	1987 (3rd) {#82}, 1987 (6th) {#166}	L.A. Rams	Selection rights to QB Doug Flutie, 1987 (4th) {#101, DT Sean Smith}
8/20/85	1986 (12th) {#333}	San Diego	P Maury Buford
8/15/84	1985 (12th) {#329}	San Diego	P Dave Finzer
5/1/84	1984 (11th) {#293}, 1985 (6th) {#161}	L.A. Rams	QB Steve Fuller
5/1/84	1984 Supp. (1st), 1984 Supp (2nd), 1984 Supp. (3rd)	Cleveland	1984 (9th) {#244, QB Mark Cassale}, 1984 (10th) {#271, S Shaun Gayle}, 1984 (11th) {#297, DT Mark Butkus}, 1984 (12th) {#330, RB Donald Jordon}
7/14/83	1985 (5th) {#134}	N.Y. Jets	DE Tyrone Keys
6/1/83	1984 (6th) {#152}	Dallas	TE Jay Saldi
4/27/83	Past Consideration	Cleveland	T Andy Frederick
4/26/83	T Jeff Williams	San Francisco	1983 (9th via CLE) {#235, LB Mark Zavagnin}, 1983 (12th) {#313, WR Oliver Williams}
4/22/83	DB Reuben Henderson	San Diego	1983 (4th) {#107, TE Pat Dunsmore}, 1983 (8th) {#219, DT Mark Bortz}
8/31/82	1983 (12th) {#314}, 1984 (5th) {#125}	San Diego	T Jeff Williams
8/23/82	1983 (6th) {#145}	Cleveland	C Gerry Sullivan
8/5/82	1983 (7th) {#176}	Cleveland	LB Bruce Huther
4/28/82	1983 (5th) {#118}	New England	LB Rod Shoate
4/27/82	1982 (2nd) {#32}	Tampa Bay	1983 (1st) {#18, WR Willie Gault}
4/26/82	Past Consideration	San Diego	1982 (5th) {#134, DB Dennis Tabron}
8/3/81	\$100.00	St. Louis	WR Jeff Lee
4/28/81	1981 (2nd) {#40}, 1981 (5th) {#122}	San Francisco	1981 (2nd) {#38, LB Mike Singletary}
7/21/80	DE Tommy Hart	New Orleans	Past Consideration
9/6/78	1979 (5th) {#121}, 1980 (3rd) {#78}	Dallas	WR Golden Richards



CHICAGO BEARS ALL-TIME TRADES

Date	Traded Away	To	For
9/5/78	RB Alvin Maxson	Pittsburgh	Past Consideration
8/23/78	1979 (4th) {#91}	Cincinnati	TE Mike Cobb
5/2/78	1978 (4th) {#104}	Kansas City	1978 (5th via HOU) {traded to SF to complete earlier deal}, 1978 (6th) {#139, RB John Skibinski}
4/20/78	1978 (2nd) {#47}	San Francisco	DE Tommy Hart
4/14/78	DT Wally Chambers	Tampa Bay	1979 (1st) {#4, DT Dan Hampton}, TE Bob Moore
3/28/78	Selection rights to DB John Sciarra	Tampa Bay	Past Consideration
9/1/77	C Connie Zelencik	Buffalo	DE Billy Newsome
6/15/77	QB Pat Sullivan	San Francisco	\$1.00
5/3/77	1977 (4th from MIA via WAS via BAL) {#110}, 1978 (1st) {#20}	Cleveland	QB Mike Phipps
5/2/77	1977 (3rd) {#71}	Miami	1977 (4th via BAL) {traded to CLE}, 1977 (5th via CHI) {to OAK to complete prior deal}
5/2/77	1977 (6th from TB via OAK) {#167}	Kansas City	RB Tommy Reamon
4/15/77	QB Gary Huff	Tampa Bay	1977 (6th) {#140, QB Vince Evans}, 1977 (6th via OAK) {traded to KC}
9/6/76	1978 (5th from KC via HOU) {#127}	San Francisco	RB Larry Schreiber
6/8/76	1978 (5th) {#131}	Cincinnati	DE Royce Berry, LB Brad Cousino, rights to K Tom Klaban
4/8/76	1976 (1st) {#10}, 1976 (3rd) {#68}	Detroit	1976 (1st via GB) {#8, T Dennis Lick}
4/2/76	1976 (4th from NYJ) {#98}; 1977 (5th) {#126}	Miami	1976 (4th via DET) {#108, DB Wayne Rhodes}, 1976 (5th via CHI) {to BAL to complete prior deal}
9/9/75	RB Carl Garrett	N.Y. Jets	1976 (4th) {#98, traded to MIA}, RB Mike Adame, rights to DT Ron Rydalch
9/4/75	1976 (10th) {#272}	Washington	CB Ted Vactor
9/3/75	DE Dave Gallagher	N.Y. Giants	1977 (3rd) {#61, RB Robin Earl}, WR Bob Grim
8/26/75	1976 (2nd) {#37}, 1977 (4th) {#99}	Pittsburgh	WR Ron Shanklin
8/13/75	1976 (7th from BAL) {#201}	New Orleans	C John Didion
8/12/75	1977 (8th) {#210}	N.Y. Jets	DE John Ricca
8/7/75	QB Joe Barnes, TE Fred Pagac	N.Y. Jets	Past Consideration
7/30/75	DT Greg Wojcik	St. Louis	C Wes Miller
4/22/75	1976 (9th) {#247}, 1977 (6th) {#154}	Philadelphia	G Mark Nordquist
4/8/75	1976 (8th) {#220}, 1977 (5th) {#126}	Oakland	DB Nemiah Wilson
1/28/75	RB Jim Harrison	San Diego	1975 (6th via LA Rams) {#151, LB Tom Hicks}
1/28/75	1975 (7th from N.Y. Jets) {#168}, 1976 (5th) {#134}	Baltimore	Rights to T Noah Jackson; 1976 (7th) {#201, traded to NO}
1/28/75	1975 (3rd from LA Rams) {#73}	San Diego	RB Cid Edwards
1/28/75	1975 (3rd) {#56}, 1975 (7th) {#160}	Baltimore	Rights to TE Greg Latta
8/13/74	1975 (8th) {#187}	Denver	DB Randy Montgomery
8/9/74	1975 (10th) {#239}	Miami	WR Charles Wade
10/23/73	DE Willie Holman, 1975 (5th) {#108}	Washington	1974 (3rd via NE) {#62, RB Cliff Taylor}
1974	\$100.00	San Diego	G Tom Forrest
8/14/74	\$200.00	New England	G James Callier
8/16/74	DB Charles Ford	Philadelphia	DE Richard Harris
8/28/74	C Wayne Mulligan	N.Y. Jets	1975 (7th) {#168, traded to BAL}
8/23/74	WR Earl Thomas	St. Louis Cardinals	C Wayne Mulligan, RB Cliff McClain, 1975 (7th via WAS) {#178, DB Earl Douthitt}
9/10/73	DB Jerry Moore	New Orleans	1975 (5th) {#110, G Revie Sorey}
4/2/74	G Greg Horton	L.A. Rams	1975 (3rd) {#73, traded to SD}, 1975 (10th) {#254, G Mike Julius}
8/15/74	WR John Isenbarger, TE Dick Witcher	San Francisco	WR Cecil Turner

Date	Traded Away	To	For
8/7/74	\$100.00	Dallas	T Bruce Craft
8/2/73	\$1.00	Denver	WR Ike Hill
7/19/73	\$1.00	San Francisco	WR John Wiegman
1/30/73	1973 (1st from DET) {#19}	New England	RB Carl Garrett
1/30/73	1973 (1st from KC) {#17}, 1973 (3rd) {#58}	Detroit	TE Craig Cotton, 1973 (1st) {#19, traded to NE}
10/16/73	1974 (5th) {#108}	Philadelphia	DE Mel Tom
8/16/73	1974 (2nd) {#30}, 1974 (4th) {#82}	New England	1974 (8th) {#190, RB Ken Grandberry}, WR Tom Reynolds, LB Ken Lee
8/10/73	1974 (9th) {#212}	Miami	DB Dave McCurry
8/8/73	1974 (10th) {#238}	Cleveland	QB Randy Mattingly
5/25/73	DB Ron Smith	San Diego	1974 (3rd) {#54,WR Wayne Wheeler}
1972	1974 (6th) {#134}	Green Bay	QB Zeke Bratkowski
10/13/72	Rights to WR Dick Gordon	L.A. Rams	1974 (1st via WAS) {#20, DT Dave Gallagher}
7/26/72	1973 (4th from STL) {#84}	San Diego	DE Steve DeLong
8/8/72	1973 (7th) {#161}	L.A. Rams	T Rich Buzin
8/8/72	DE John Hoffman, T Stephen Wright	St. Louis	1973 (4th) {#84, traded to SD}
8/17/72	Right to QB Jack Concannon	Dallas	DE Billie Line, T Bob Asher, 1973 (2nd) {#48, DT Gary Hrivnak}
9/7/72	Rights to DT George Seals	Kansas City	1973 (1st) {#17, traded to DET}
9/22/71	LB Lee Roy Caffey	Dallas	1972 (7th) {#182, DT Jim Osborne}
9/13/71	1973 (5th) {#112}	San Francisco	RB Bill Tucker
9/13/71	C Bob Hyland, DB Bennie McRae	N.Y. Giants	1972 (1st) {#3, T Lionel Antoine}
9/13/71	1972 (2nd) {#37}; 1973 (4th) {#83}	Philadelphia	RB Cyril Pinder
8/31/71	RB Mike Hull	Washington	RB Danny Pierce, T Steve Wright
7/21/71	Rights to RB Ronnie Bull	Philadelphia	1973 (5th) {#107, DB Allan Ellis}
7/20/71	1972 (6th) {#142}	Green Bay	DB Bobby Jeter
1970	QB Virgil Carter (via waivers)	Buffalo	1971 (6th) {#135, TE Earl Thomas}
9/2/70	DT Frank Cornish (via waivers)	Cincinnati	1972 (6th) {#133, LB Bob Piffeini}
9/2/70	DT Dick Evey, 1972 (4th) {#87}	L.A. Rams	WR Jim Seymour, DB Ron Smith
3/2/70	DE Loyd Phillips	New Orleans	TE Jim Hester
1/21/70	T Rufus Mayes	Cincinnati	DE Harry Gunner, DT Bill Staley
1/21/70	1970 (1st) {#2}	Green Bay	LB Lee Roy Caffey, C Bob Hyland, RB Elijah Pitts
1/21/70	1970 (2nd) {#27}	Dallas	RB Craig Baynham, DB Phil Clark
10/28/69	DB Roosevelt Taylor, 1971 (5th)	San Francisco	G Howard Mudd
9/8/69	1970 (5th) {#106}	New Orleans	DB George Youngblood
8/12/69	WR David McDaniels	L.A. Rams	1971 (7th) {#176, RB Dennis Ferris}
7/31/69	1970 (7th) {#158}	Philadelphia	WR David McDaniels
7/23/69	DB Curtis Gentry	St. Louis	WR Bobby Lee, 1970 (6th) {#136, T Jeff Curchin}
7/17/69	RB Andy Livingston	New Orleans	1971 (2nd) {#28, RB Jim Harrison}
7/12/69	P Jon Kilgore	L.A. Rams	\$1.00
7/3/69	LB Jim Purnell, CB Rudy Redmond	Atlanta	TE Ray Ogden
5/17/69	S Richie Petitbon	L.A. Rams	CB Lee Calland, 1970 (4th) {#100, LB Ross Brupbacher}, 1971 (3rd via OAK) {#71, T Bob Newton}
9/6/67	1968 (3rd) {#71}	Dallas	TE Austin Denney, K Mac Percival
7/16/67	DE Doug Atkins, T Herman Lee	New Orleans	G Don Croftcheck
4/26/67	TE Mike Ditka	Philadelphia	QB Jack Concannon, 1968 (4th via L.A. Rams) {#106, G Alan Bush}
9/14/66	LB Larry Morris	Atlanta	1968 (3rd) {#57, DB Major Hazelton}, 1967 (6th via PIT) {#142, QB Virgil Carter}
8/10/66	DT Earl Leggett	L.A. Rams	1967 (4th) {#95, DB Tom Greenlee}, 1967 (8th) {#200, LB Jerry Griffin}



CHICAGO BEARS ALL-TIME TRADES

Date	Traded Away	To	For
7/12/66	1967 (10th) {#247}	Washington	CB Johnny Sample
1965	RB Rick Casares, TE Robert Jencks	Washington	C Fred Hageman, T Riley Mattson
5/22/65	1966 (5th) {#76}	Minnesota	G Palmer Pyle
1964	1965 (2nd) {#17}, 1965 (3rd) {#32}	Cleveland	WR Rich Kreitling, DB Lowell Caylor
6/6/64	WR Angelo Coia, DT Fred Williams	Washington	1965 (1st) {#6, T Steve DeLong}
1964	DB Frank Budka, C Joe Wendryhiski, G Roger Davis, 1965 (5th) {#60}	L.A. Rams	RB Jon Arnett
1964	TE Chuck Logan	Pittsburgh	1966 (4th) {#51, T Randy Jackson}
1964	T Steve Barnett	Washington	1966 (6th) {#85, T Dennis Brewster}
1964	DB Tommy Neck	Washington	\$1.00
7/1/64	DE Maury Youmans	Dallas	WR Gary Barnes
12/2/63	1964 (2nd) {#28}, 1964 (4th from PIT) {#51}	Pittsburgh	1965 (1st) {#3, LB Dick Butkus}
9/10/63	T Art Anderson	Pittsburgh	1964 (6th via CHI) {#84, E Jimmy Jones}
1963	1964 (6th) {#84}	Pittsburgh	LB Tom Bettis
1963	RB John Adams	L.A. Rams	1964 (2nd) {#21, E Billy Martin}
4/4/62	QB Ed Brown	Pittsburgh	1963 (1st) {#11, C Dave Behrman}, 1964 (2nd) {#23, HB Pat Crain}
1962	1963 (1st from PIT) {#11}	Pittsburgh	QB Rudy Bukich; 1963 (10th via CHI)
1962	RB Bill Brown	Minnesota	1964 (4th) {#47, LB Mike Reilly}
7/22/62	WR Harlon Hill	Pittsburgh	1963 (4th) {#52, HB Charley Mitchell}, 1964 (4th) {#51, traded to PIT}
1962	C John Mellekas	San Francisco	1963 (4th) {#49, E Stan Sanders}
1962	1963 (1st) {#10}	L.A. Rams	RB Joseph Marconi
1962	1963 (4th) {#53}	Baltimore	DB Pete Manning
1962	1963 (5th) {#66}	Dallas	RB Preston Powell (via clearing waivers)
1962	1963 (10th) {#137}	Pittsburgh	P Bobby Joe Green
1962	LB Ken Kirk	Pittsburgh	1963 (6th) {#80, T John Johnson}
1962	T Clyde Brock	Dallas	\$3,500.00
1961	LB Chuck Howley	Dallas	1963 (2nd) {#20, T Steve Barnett}, 1963 (9th) {#118, T Monte Day}
1/28/61	DB Erich Barnes, QB Zeke Bratkowski	L.A. Rams	QB Billy Wade
7/14/60	QB Don Meredith	Dallas	1962 (3rd) {#32, E Jim Bates}
1960	1962 (6th) {#77}	Philadelphia	DB Bobby Jackson
1960	WR John Aveni	N.Y. Giants	DB Dave Whitsell, 1962 (8th) {#110, C Larry Onesti}
8/18/61	WR Bob Coronado	Pittsburgh	1962 (2nd) {#20, T Clyde Brock}
1960	QB Rudy Bukich	Pittsburgh	1963 (1st) {#11, traded to PIT}
1960	G Bill Roehnelt	Washington	1962 (5th) {#57, E Mac Burton}

NOTES: Dates included where known; Voided trades are not included.
() Indicates the round of a pick; { } Indicates pick # and the player selected at listed pick.

COLLEGE ACCOLADES

The following reflects Bears players who earned Rose Bowl MVP or college football's most prestigious honor, the Heisman Trophy. Jay Berwanger was drafted but never played for the Bears.

Bears Rose Bowl MVPs			Bears Heisman Trophy Winners		
Player	Year	School	Player	Year	School
George Halas	1919	Great Lakes Navy	Jay Berwanger	1935	Chicago
Fred "Curley" Morrison	1950	Ohio State	Tom Harmon	1940	Michigan
Rudy Bukich	1953	USC	Johnny Lujack	1947	Notre Dame
Bob Jeter	1959	Iowa	John Huarte	1964	Notre Dame
Jim Grabowski	1964	Illinois	Doug Flutie	1984	Boston College
Vince Evans	1977	USC	Rashaan Salaam	1994	Colorado
Brian Griese	1998	Michigan	Danny Wuerffel	1996	Florida

ALL-TIME PRACTICE SQUAD

Adams, Kris (WR)..... 2011
 Age, Louis (T)..... 1992
 Aiken, Kamar (WR)2012
 Allen, Armando (RB).....2011-12
 Allen, James (RB)..... 1998
 Allen, Jermaine (RB).....2007
 Allen, Tremayne (TE)..... 1997-98
 Amos, Willie (DB) 2005
 Anderson, Bryan (G).....2003-04
 Anderson, Joe (WR)2012
 Anderson, Jonathan (LB)..... 2015
 Anelli, Mark (TE) 2003
 Angulo, Richard (TE)..... 2006
 Annen, Blake (TE) 2014
 Ashman, Duane (DE) 1998
 Asiata, Johan (G)2009-10
 Babers, Rod (CB) 2005
 Backes, Tom (DT) 1991
 Baldwin, Ervin (DE).....2008-10
 Ball, David (WR)2007
 Ballard, Derrick (LB) 2004
 Balogh, Cody (T) 2008
 Barnes, Freddie (WR) 2010
 Baron, James (DL) 1998
 Barrow, Lamin (LB)..... 2015
 Basanez, Brett (QB) 2009
 Bass, David (DE) 2014
 Bausby, De'Vante (CB)..... 2015
 Beck, Tom (QB)..... 1998
 Becton, Nick (T) 2015
 Bell, Kahlil (RB) 2009
 Bell, Shonn (TE)..... 2000
 Bellamy, Joshua (WR) 2014
 Belton, Keith (RB) 2005
 Bero, Brian (FB)..... 1989
 Bennett, Brandon (RB).....1995-96
 Blanchard, Matt (QB)..... 2012; 15
 Boffeli, Conor (G) 2014
 Boggs, Taylor (C)..... 2014
 Bowman, Zackary (CB) 2008
 Bownes, Fabien (WR).....1995-96
 Bragg, Craig (WR)..... 2005
 Brandon, Cory (T)2012
 Brewer, Dewell (FB) 1993
 Brock, Kevin (TE)..... 2009
 Brooks, Macey (WR)..... 1998
 Broussard, John (WR) 2008
 Brown, James (T).....2012
 Brown, Jonathan (LB)..... 2014
 Bryan, Copeland (DE)2006-07
 Buggs, Marcus (LB) 2010

Burger, Todd (G) 1993
 Burgess, Rudy (WR) 2008
 Cain, Jeremy (LB).....2004-05
 Callahan, Bryce (CB)..... 2015
 Campbell, Darrell (DT)..... 2005
 Carter, Daryl (LB)1997
 Catthouse, Sean (DB) 2013
 Cerqua, Marq (LB)2002
 Chambers, Marlon (TE/DE)..... 1999
 Christian, Bob (FB)..... 1992
 Clermond, Joe (DE).....2008-09
 Cobb, Trevor (FB)..... 1994
 Cohen, Dustin (LB) 2000
 Coleman, Davon (DL)..... 2015
 Coleman, Mill (WR).....1995-96
 Coleman, Quincy (CB) 1998
 Coleman, Travis (CB).....2002
 Coley, James (TE)..... 1989
 Collier, Ervin (DT)1994-95
 Collins, Jed (FB) 2008
 Cooper, D.J. (DE) 2000
 Cousin, Terry (CB)1997
 Cunningham, B.J. (WR) 2014
 Davis, Jason (FB)..... 2008
 Davis, Josh (T)..... 2011
 Dawson, Curry (DT).....2002
 Deligianis, Harry (DL) 1998
 Demaree, Chris (DE)2002-03
 Dennis, Derek (OL).....2012-13
 Diggs, Carl (LB)..... 2004
 Dinwiddie, Ryan (QB)..... 2004
 Dorrestein, Perry (T)..... 2011
 Dorsey, Quinn (DE)..... 2004
 Draft, Chris (LB)..... 1998
 Dragos, Scott (FB)..... 1999
 Droege, Rob (T) 2005
 Dulaney, Mike (FB) 1995
 Dunn, Brandon (DT)2014-15
 Edison, Cornelius (C)..... 2015
 Edwards, Brian (RB)..... 2000
 Elliott, Jamin (WR)2002
 Epps, Dedrick (TE).....2012
 Everett, Tyler (S)..... 2006
 Fales, David (QB)2014-15
 Fassitt, Greg (CB).....2007
 Finn, Jim (FB) 1999
 Fletcher, Bryan (TE).....2002
 Folsom, J.D. (LB)..... 2010
 Fontenot, Chris (TE)..... 2000
 Forbes, Marlon (CB).....1995-96
 Foreman, Tyree (FB).....2002

Franklin, Jerry (LB) 2013
 Frey, Isaiah (CB)2012; 14
 Frome, Chris (DE).....2007
 Fryzel, Jimmy (WR) 2003
 Gaines, Rogers (T)..... 2013
 Gaines, Teddy (CB)2002
 Garay, Antonio (DT)..... 2005; 07
 Gary, Shamiel (S)..... 2014
 Gattis, Josh (S).....2007
 Gerard, K.J. (DB) 2010
 Gibbons, Ryan (OL)2007
 Gibson, Thaddeas (DE) 2011
 Gilmore, John (TE)2002
 Glenn, Jacoby (CB)..... 2015
 Gonzalez, Dan (QB) 1999
 Goolsby, Brian (FB) 1999
 Gowins, Brian (K)..... 1999
 Green, Jamaal (DE).....2005-06
 Greer, Rashaun (WR)..... 2010
 Grice, Shane (G)..... 2001
 Groy, Ryan (G) 2014
 Haggerty, Jonathan (WR)..... 2011
 Harrell, Reggie (WR)..... 2005
 Harris, Willie (WR)..... 1993
 Harrison, Todd (TE) 1992
 Hartsell, Mark (QB) 2000
 Hass, Mike (WR)..... 2006; 08
 Henry, Ricky (G) 2011
 Herd, Greg (WR)..... 2014
 Hicks, Dwone (RB)..... 2003
 Hicks, Michael (RB).....1996-97
 Hill, Bronson (RB)..... 2015
 Hill, Eric (WR) 2005
 Hillenmeyer, Hunter (LB) 2003
 Hollowell, T.J. (LB) 2005
 Holmes, Jaret (K) 1999
 Horn, Levi (T).....2010-11
 Houston, Harrison (WR)..... 1995
 Howard, Bobbie (LB)..... 2000
 Hoyte, Brandon (LB) 2006
 Hughes, Robert (RB)..... 2011
 Hurst, Demontre (CB)..... 2013
 Hyche, Steve (LB)..... 1989
 Idonije, Israel (DT) 2003
 Iglesias, Juaquin (WR) 2010
 Ihnat, Eric (TE)..... 1991
 Ireland, Darwin (LB) 1995
 Ivlow, John (FB) 1993
 Jefferson, Jason (DT) 2005
 Jenkins, Kerry (T).....1997
 Johnson, Ben (G)..... 2004



CHICAGO BEARS ALL-TIME PRACTICE SQUAD

Johnson, Chris (LB).....	2010	McGee, Richmond (P)	2010	Shepherd, Gannon (T).....	2000
Johnson, Eric (DB).....	2001-02	McKie, Jason (FB)	2003	Sinclair, Gannon (TE).....	2015
Johnson, Jerrod (QB)	2013	McMillon, Todd (CB).....	2000-01	Slay, Dwayne (LB)	2006
Johnson, Kiah (LB)	2002	Merrell, Jamil (DE).....	2014	Smith, Andre (TE)	2011
Johnson, Tim (LB).....	2001	Merritt, Ahmad (WR).....	2000-01	Smith, D'Anthony (DL).....	2015
Johnson-Webb, Jamaal (T).....	2013	Miller, Chris (WR).....	1997	Smith, DeAngelo (CB).....	2009
Jones, Barrett (C)	2015	Miller, David (G).....	2004	Smith, Eric (WR).....	1997
Jones, Carlos (CB).....	1999	Miller, Gabe (TE).....	2012	Smith, Quintin (WR)	1990
Jones, Danté (LB)	1990	Miller, Jordan (DT).....	2011	Snyder, Brent (QB)	1990
Jones, Jermaine (CB).....	1999	Mines, Fontel (TE).....	2007-08	Spencer, Willie (WR).....	2001
Jones, Mike (G).....	2007	Mitchell, Qasim (T)	2003	Stephens, Reggie (G).....	2011-12
Jones, Tyler (K).....	2005	Mitchell, Terrance (CB)	2014	Streeter, George (S)	1989
Joppru, Bennie (TE).....	2006	Moore, Josh (CB)	2011	Sullen, Jordan (CB).....	2014
Joseph, Dwayne (CB)	1994	Moss, Dale (WR)	2012	Tafoya, Joe (DE)	2001
Jurovich, Kevin (WR)	2011	Moturi, Jeff (WR).....	2010	Ta'ufo'ou, Will (FB).....	2009
Justin, Paul (QB)	1991	Newkirk, Robert (DT).....	2000	Taylor, Aaron (G).....	1998
Kashama, Alain (DE)	2004	Norman, Todd (OL)	1994	Taylor, Brian (CB).....	1989
Kelly, Kareem (WR).....	2004	North, Ramondo (WR)	2001	Timu, John (LB).....	2015
King, Jerome (DE)	2000	Oakley, Anthony (OL).....	2005; 07	Toliver, Terrence (WR)	2013
Kmet, Frank (DL/OL)	1993	Onobun, Fendi (TE).....	2013	Trahan, Patrick (LB)	2011-12
Komar, Max (WR).....	2011	Oshinowo, Babatunde (DT)	2007	Tugbenyoh, Mawuko (LB)	2000
Laptad, Jake (DE).....	2011	O'Sullivan, J.T. (QB).....	2005	Tupou, Christian (DT).....	2013
LaRocque, Joey (LB)	2008	Ozougwu, Cheta (DE)	2013	Turenne, Woodny (CB).....	2009
Lasike, Paul (RB/FB).....	2015	Palmer, Nathan (WR).....	2015	Turner, Barry (DE).....	2010
Lattimore, DeDe (LB).....	2014	Pearson, Pepe (RB).....	1998	Umodu, Emughedi "Ify" (WR) ..	2015
Lawrence, Rashad (WR).....	2014	Peterman, Eric (WR)	2009-11	Unga, Harvey (RB).....	2012-13
Lawrence, Simoni (LB).....	2010	Peters, Leonard (S).....	2007	Venable, Winston (S)	2011
Leatherwood, Frank (TE)	2000	Philon, Roy (DT).....	2014	Waddle, Tom (WR)	1989
Lee, Mark (DT).....	1997	Polk, Octus (OL)	1995-96	Wagner, Barry (WR).....	1992
Lemons, Devin (LB)	2001	Pope, P.J. (RB)	2006-07	Walters, Anthony (S).....	2011
Lethridge, Zebbie (CB).....	1999	Price, Terry (DT)	1990	Warner, Josh (C/G).....	2002
LeVoir, Mark (T)	2006-07	Primus, Greg (WR).....	1994	Warner, Ron (DE).....	1999
Lies, Michael (T)	2000	Radway, Raymond (WR)	2012	Washburn, Cliff (DE)	2003
Lindstrom, Gabe (P).....	2005	Raiola, Donovan (C)	2009	Washington, Damon (FB).....	1999
Lockette, Ricardo (WR).....	2013	Randolph, Charles (TE)	1996	Weaver, Jason (T)	2014
Long, Khari (DE)	2005	Ray, Rodney (DB)	1996	Wetnight, Ryan (TE).....	1993
Lott, James (CB)	1990-91	Reed, Tyler (G).....	2006-08	Whelihan, Tom (K/P).....	1990
Louis-Jean, Al (CB)	2014	Reese, Marcus (LB).....	2003	Whiteside, Aston (DE).....	2012-13
Mackey, Chad (WR)	1999	Rideau, Brandon (WR).....	2006; 08	Williams, Brad (G).....	2000
Malast, Kevin (LB).....	2009	Riley, Chris (G).....	2012	Williams, Chris (WR)	2014
Manning, Terrell (LB).....	2014	Riley, Marcus (LB)	2008	Williams, Eddie (FB).....	2010
Marshall, Alfonso (CB).....	2004	Robertson, Tracy (DE).....	2013	Williams, Harry, Jr. (WR)	2006
Marshall, Anthony (S)	1994	Ross, Drayton (TE)	2011	Williams, Terry (DL).....	2015
Marten, James (T)	2009-10	Ross, Rashad (WR).....	2014	Williams, Tyrone (DL).....	1997
Martin, Chris (CB)	1996	Russell, Fred (RB).....	2004	Willson, C.J. (CB)	2013
Mason, Danny (LB).....	2015	Sanford, Sulecio (WR).....	1999	Wilson, Lawrence (LB).....	2013
Mathews, Greg (WR)	2010	Saunders, Jalen (WR).....	2015	Wilson, Rod (LB)	2006
Matthews, Shane (QB).....	1993	Schumacher, Jerry (LB).....	2004	Wise, Ty (C).....	2000
Matthews, Roshaun (LB)	2001	Schwantz, Jim (LB).....	1992-93	Worley, Justin (QB)	2015
Matusz, Roman (T).....	1990	Seymour, Ryan (C/G).....	2015	Wright, Eric (WR).....	1991-92
Maxwell, Jacob (TE).....	2014	Sharp, Brandon (S)	2007	Wrotto, Mansfield (G).....	2011
McCardell, Keenan (WR).....	1993	Sheldon, Dan (WR).....	2006	Young, Adam (TE).....	2001
McClain, Antoine (G).....	2014	Shepherd, Edell (WR)	2002	Zitelli, Emmett (C).....	1997

PRACTICE SQUAD TO 53-MAN ROSTER

Age, Louis (T)	Everett, Tyler (S)	Mines, Fontel (TE)
Allen, Armando (RB)	Fales, David (QB)	Mitchell, Qasim (T)
Allen, James (RB)	Franklin, Jerry (LB)	Mitchell, Terrance (CB)
Allen, Tremayne (TE)	Frey, Isaiah (CB)	Newkirk, Robert (DT)
Anderson, Bryan (G)	Forbes, Marlon (CB)	Oakley, Anthony (OL)
Anderson, Joe (WR)	Garay, Antonio (DT)	Oshinowo, Babatunde (DT)
Anderson, Jonathan (LB)	Gattis, Josh (S)	Ozougwu, Cheta (DE)
Annen, Blake (TE)	Gibson, Thaddeus (DE)	Polk, Octus (OL)
Asiata, Johan (G)	Gilmore, John (TE)	Price, Terry (DT)
Baldwin, Ervin (DE)	Glenn, Jacoby (CB)	Primus, Greg (WR)
Barrow, Lamin (LB)	Gowins, Brian (K)	Reese, Marcus (LB)
Basanez, Brett (QB)	Groy, Ryan (G)	Rideau, Brandon (WR)
Bass, David (DE)	Harris, Willie (WR)	Robertson, Tracy (DT)
Becton, Nick (T)	Hartsell, Mark (QB)	Ross, Rashad (WR)
Bell, Kahlil (RB)	Hass, Mike (WR)	Sanford, Sulecio (WR)
Bellamy, Josh (WR)	Henry, Ricky (G)	Schwantz, Jim (LB)
Belton, Keith (RB)	Hicks, Michael (RB)	Smith, Andre (TE)
Boggs, Taylor (C)	Hillenmeyer, Hunter (LB)	Smith, D'Anthony (DL)
Bowman, Zackary (CB)	Holmes, Jaret (K)	Smith, DeAngelo (CB)
Bownes, Fabien (WR)	Horn, Levi (T)	Smith, Eric (WR)
Brandon, Cory (T)	Howard, Bobbie (LB)	Smith, Quintin (WR)
Brooks, Macey (WR)	Hurst, Demontre (DB)	Streeter, George (S)
Brown, James (G/T)	Hyche, Steve (LB)	Tafoya, Joe (DE)
Burger, Todd (G)	Idonije, Israel (DT)	Taylor, Aaron (G)
Cain, Jeremy (LB)	Ireland, Darwin (LB)	Taylor, Brian (RB)
Callahan, Bryce (CB)	Ivlow, John (FB)	Thompson, Deonte (WR)
Carter, Daryl (LB)	Jones, Danté (LB)	Timu, John (LB)
Cattouse, Sean (S)	Jones, Jermaine (CB)	Trahan, Patrick (LB)
Cerqua, Marq (LB)	Joseph, Dwayne (CB)	Tupou, Christian (DT)
Cobb, Trevor (FB)	Kashama, Alain (DE)	Turenne, Woodny (CB)
Coleman, Quincy (CB)	Komar, Max (WR)	Turner, Barry (DE)
Coleman, Travis (CB)	LaRocque, Joey (LB)	Unga, Harvey (WR)
Coley, James (TE)	Lattimore, DeDe (LB)	Venable, Winston (S)
Collier, Ervin (DT)	Louis-Jean, Al (CB)	Waddle, Tom (WR)
Cousin, Terry (CB)	Manning, Terrell (LB)	Wagner, Barry (WR)
Davis, Jason (FB)	Marshall, Alfonso (CB)	Walters, Anthony (S)
Dorsey, Quinn (DE)	Marshall, Anthony (S)	Warner, Josh (C/G)
Draft, Chris (LB)	Marten, James (T)	Wetnight, Ryan (TE)
Dragos, Scott (FB)	Martin, Chris (CB)	Williams, Chris (WR)
Dulaney, Mike (FB)	Matthews, Shane (QB)	Williams, Tyrone (DL)
Dunn, Brandon (DT)	McKie, Jason (FB)	Wilson, Rod (LB)
Edwards, Brian (RB)	McMillon, Todd (CB)	Wise, Ty (C)
Elliott, Jamin (WR)	Merritt, Ahmad (WR)	Wright, Eric (WR)



ALL-TIME ASSISTANT COACHES

Name	Seasons	Years
Abramowicz, Danny	5	1992-96
Allen, George	8	1958-65
Anderson, Heartley "Hunk"	8	1940-42; 46-50
Armstrong, Keith	4	1997-2000
Arthur, Jim	11	2005-15
Austin, Bill	1	1971
Babich, Bob	9	2004-12
Bajakian, Mike	3	2004-06
Bates, Jeremy	1	2012
Bedford, Vance	6	1999-2004
Bischoff, Andy	2	2013-14
Blache, Greg	5	1999-2003
Bollman, Jim	2	1999-2000
Boras, Rob	6	2004-09
Borich, Mike	2	1999-2000
Bratkowski, Zeke	3	1972-74
Brauch, Phil	2	2012-13
Brodsky, Joe	1	1998
Brooks, Clarence	6	1993-98
Brooks, Larry	1	2003
Brumbaugh, Carl	3	1938; 40; 44
Bullough, Chuck	5	1999-2003
Butkus, Luke	3	2007-09
Byrd, Gill	7	2006-12
Callahan, Ray	3	1975-77
Carmichael, Pete	3	2001-03
Carr, Jim	3	1969; 73-74
Cavanaugh, Matt	4	1997-98; 2013-14
Cherundolo, Chuck	6	1966-68; 72-74
Clark, Mike	2	2013-14
Cody, Ed	6	1965-70
Coiner, Charlie	5	2001-05
Connor, George	2	1956-57
Crowton, Gary	2	1999-2000
Day, Shane	2	2010-11
DeBord, Mike	3	2010-12
DeCamillis, Joe	2	2013-14
DeCorrevont, Billy	1	1949
Dent, Richard	1	2003
Desai, Sean	3	2013-15
Dimancheff, Babe	3	1966-68
Donatell, Ed	1	2015
Dooley, Jim	14	1963-67; 81-89
Dovell, Whitey	3	1972-74
Drake, Darryl	9	2004-12
Drayton, Stan	1	2015
Driscoll, Paddy	20	1941-55; 58-62
Dunbar, Karl	1	2004
Ecklund, Brad	3	1975-77

Name	Seasons	Years
Fangio, Vic	1	2015
Fears, Ivan	6	1993-98
Fewell, Perry	1	2005
Fichtner, Ross	3	1975-77
Flaherty, Pat	3	2001-03
Fortunato, Joe	2	1967-68
Frei, Jerry	3	1978-80
Garnes, Sam	1	2015
Gase, Adam	1	2015
George, Bill	1	1972
George, Jason	1	2015
George, Ryan	2	2007-08
Gerhart, Doug	1	1979
Gibron, Abe	7	1965-71
Gillman, Sid	1	1977
Goldston, Ralph	1	1974
Goodwin, Harold	3	2004-06
Grange, Red	8	1933-40
Gray, Torrian	2	2004-05
Groh, Mike	3	2013-15
Haley, Brick	2	2007-08
Haley, Todd	3	2001-03
Hamilton, Pep	3	2007-09
Handler, Phil	17	1952-68
Hardegree, Bo	1	2015
Harris, Chris	2	2013-14
Haupt, Dale	8	1978-85
Hayes-Stoker, Andrew	3	2010-12
Herring, Reggie	1	2014
Hiestand, Harry	5	2005-09
Hilton, John	3	1975-77
Hoener, Pete	1	2004
Hoke, Jon	6	2009-14
Holt, Tim	1	2012
Hughes, Ed	7	1982-88
Hurt, Clint	2	2014-15
Jagade, Chick	1	1956
Johnson, Don	2	2005-06
Johnsos, Luke	30	1935-39; 41-42; 46-68
Jones, Rusty	8	2005-12
Kazor, Steve	11	1982-92
Kromer, Aaron	2	2013-14
Kuhlmann, Hank	5	1978-82
Landry, Greg	7	1986-92
LaRue, Jim	12	1978-89
Lee, Lloyd	5	2004-08
Levra, John	7	1986-92
Lindsey, Dale	3	1999-2001
Loggains, Dowell	1	2015

ALL-TIME ASSISTANT COACHES

Name	Seasons	Years
London, Charles	3	2007-09
Lord, Bob	1	1974
Luckman, Sid	16	1954; 56-70
Magazu, Dave	1	2015
Mainord, Carlos	6	1993-98
Marchibroda, Ted	1	1981
Marinelli, Rod	4	2009-12
Martz, Mike	2	2010-11
Mather, Chuck	8	1958-65
McGinnis, David	10	1986-95
Meyer, Ken	3	1978-80
Meyer, Pat	2	2013-14
Moeller, Gary	2	2002-03
Mosley, Earle	5	1999-2003
Moss, Perry	4	1970-73
Ngo, Pierre	1	2015
Nickerson, Hardy	1	2007
Norris, Rex	4	1999-2002
Nugent, Brandon	2	2013-14
O'Connor, Fred	3	1975-77
O'Dea, Kevin	4	2006-07; 11-12
Olson, Greg	1	2003
Pasqualoni, Paul	1	2014
Peete, Skip	2	2013-14
Peete, Willie	3	1995-97
Pendry, Joe	2	1993-94
Perry, Rick	1	2015
Phair, Mike	3	2011-13
Pires, Glenn	1	2015
Plumb, Ted	8	1980-85; 96-97
Rapp, Vic	4	1989-92
Ringo, Jim	3	1969-71
Rivera, Ron	3	2004-06
Rodgers, Jay	1	2015
Rodgers, Jeff	1	2015
Roland, Johnny	11	1982-92
Ronzani, Gene	3	1947-49
Rossley, Tom	1	1998

Name	Seasons	Years
Ryan, Buddy	8	1978-85
Schiano, Greg	3	1996-98
Scovil, Doug	1	1978
Shaughnessy, Clark	12	1951-62
Shaw, Bob	3	1969-71
Shea, Terry	1	2004
Shinnick, Don	2	1970-71
Shoop, John	5	1999-2003
Shula, Mike	3	1993-95
Sinclair, Michael	1	2013
Slowik, Bob	6	1993-98
Smith, Frank	1	2015
Smith, Mikal	3	2010-12
Spencer, Tim	9	2004-12
Stanfel, Dick	12	1981-92
Stoltz, Jerry	4	1973-76
Stukes, Dwayne	2	2013-14
Stydahar, Joe	2	1963-64
Sweatman, Mike	3	2001-03
Swinton, Derius	1	2015
Tabor, Chris	3	2008-10
Tibesar, Tim	1	2013
Tice, Mike	3	2010-12
Tobin, Vince	7	1986-92
Toub, Dave	9	2004-12
Tucker, Mel	2	2013-14
Turner, Clyde "Bulldog"	5	1952-56
Turner, Ron	9	1993-96; 2005-09
Walch, Carson	2	2013-14
Walquist, Laurie	2	1933-34
Washington, Eric	3	2008-10
Wilkerson, Ben	1	2015
Wilks, Steven	3	2006-08
Wilson, George	2	1947-48
Wilson, Wade	3	2004-06
Wise, Tony	6	1993-98
Wylie, Bob	5	1999-2003
Yaralian, Zaven	3	1990-92

THE LAST HELMETLESS PLAYER

Dick Plasman, an end out of Vanderbilt, is regarded by the Pro Football Hall of Fame as the last player to play the game without a helmet. Plasman played for the Bears from 1937-41 and 1944 and was part of World Championship teams in 1940 and 1941. The NCAA made helmets mandatory in 1939 and the NFL followed shortly thereafter. Plasman never wore a helmet in high school, college or the pros but, after a stint in the armed forces, was required to wear a helmet when he returned to the NFL in 1944.



CHICAGO BEARS ALL-TIME PRESEASON RESULTS

1921 - 1-0		Chi	Opp
O 2	Waukegan	W 35	0

1923 - 0-0-1		Chi	Opp
D 16	Milwaukee Badgers	T 0	0

1924 - 2-1		Chi	Opp
D 7	Cleveland Bulldogs	W 23	0
D 13	Frankford Yellow Jackets	W 13	10
D 14	Rock Island Independents	L 6	7

1927 - 1-0		Chi	Opp
S 18	LaGrange All-Suburbans	W 28	0

1928 - 1-0		Chi	Opp
O 7	Minneapolis Marines	W 12	6

1929 - 1-1		Chi	Opp
N 23	Memphis Tigers	W 39	19
D 22	Memphis Tigers	L 6	16

1930 - 1-1		Chi	Opp
O 2	Milwaukee Nighthawks	W 26	0
N 23	Ironton (OH) Tanks	L 13	26
D 15	Chicago Cardinals	W 9	7

1931 - 1-0		Chi	Opp
O 4	Cicero Boosters	W 43	0

1932 - 3-0-1		Chi	Opp
S 18	Cleveland Panthers	W 26	0
N 16	St. Louis Gunners	W 35	0
D 25	Portsmouth Spartans	T 6	6
D 26	Boston Braves	W 21	0

1933 - 2-0		Chi	Opp
S 10	Cicero Boosters	W 60	0
S 16	Notre Dame All-Stars	W 14	0

1934 - 3-0-1		Chi	Opp
A 30	College All-Stars	T 0	0
S 6	Indiana Harbor Gophers	W 19	6
S 9	Chicago Tigers	W 41	0
S 12	LaCrosse Old Style Lagers	W 25	0
O 17	Green Bay Packers	W 10	6
N 7	Minnesota Stars	W 14	3
D 15	Philadelphia Eagles	W 28	14
D 22	Brooklyn Dodgers	W 20	6
D 23	Memphis Tigers	W 30	13
J 13	Chicago Cardinals	L 9	13
J 20	Pacific Coast Stars	W 26	7
J 27	New York Giants	W 21	0

1935 - 5-0		Chi	Opp
A 30	College All-Stars	W 5	0
S 8	Badger All-Stars	W 58	0
S 11	Calumet All-Stars	W 40	0
S 15	American Legion All-Stars	W 41	0

1936 - 1-1		Chi	Opp
S 7	Texas All-Stars	L 6	7
S 8	Oklahoma All-Stars	W 14	6

1937 - 3-1		Chi	Opp
S 6	Texas All-Stars	L 0	6
S 7	Oklahoma All-Stars	W 25	0
S 10	Calumet Indians	W 34	0
S 12	Des Moines Comets	W 39	0

1938 - 4-1		Chi	Opp
S 1	Eastern All-Stars	W 26	14
S 5	Southern All-Stars	W 32	18
S 23	Negro All-Stars	W 51	0
S 25	Cincinnati Bengals	L 13	17
S 27	Los Angeles Bulldogs	W 14	12

1939 - 3-0		Chi	Opp
S 5	Calumet All-Stars	W 13	0
S 9	Glen Ellyn All-Stars	W 55	6
S 27	Cincinnati Bengals	W 26	6

1940 - 6-1		Chi	Opp
A 24	Calumet Indians	W 48	6
A 30	Pittsburgh Steelers	L 9	10
S 5	Philadelphia Eagles	W 27	21
S 8	Newark Bears	W 35	7
S 12	Calumet Indians	W 52	0
S 15	St. Louis Gunners	W 59	0
D 29	National League Stars	W 28	14

1941 - 6-0		Chi	Opp
A 19	Kenosha Cardinals	W 27	6
A 28	College All-Stars	W 37	13
S 9	Brooklyn Dodgers	W 14	9
S 11	Eastern All-Stars	W 23	6
S 14	Newark Bears	W 47	12
J 4	National League Stars	W 35	24

1942 - 5-0		Chi	Opp
A 22	Camp Grant	W 32	6
A 28	College All-Stars	W 21	0
S 5	Pittsburgh Steelers	W 40	20
S 13	Washington Redskins	W 38	14
S 20	Army All-Stars	W 14	7

Italics indicates mid- or post-season exhibition games.

ALL-TIME PRESEASON RESULTS

1943 - 3-0			Chi	Opp
S	5	New York Giants	W	42 28
S	12	Washington Redskins	W	21 14
S	16	Phil.-Pitt. Steagles	W	20 7
1944 - 3-1			Chi	Opp
A	30	College All-Stars	W	24 21
S	10	Washington Redskins	L	7 21
S	17	New York Giants	W	20 10
O	1	Washington Redskins	W	28 0
1945 - 1-2			Chi	Opp
S	11	Washington Redskins	L	7 14
S	19	Philadelphia Eagles	L	21 38
S	23	New York Giants	W	14 13
1946 - 5-0			Chi	Opp
S	1	New York Giants	W	19 0
S	5	Boston Yanks	W	24 17
S	13	Philadelphia Eagles	W	24 12
S	17	Akron Bears	W	38 13
S	22	Washington Redskins	W	20 14
1947 - 3-1			Chi	Opp
A	22	College All-Stars	L	0 16
S	7	Boston Yanks	W	37 20
S	13	Philadelphia Eagles	W	13 10
S	17	Washington Redskins	W	28 7
1948 - 4-1			Chi	Opp
A	22	Pittsburgh Steelers	W	28 14
A	28	Philadelphia Eagles	W	24 23
S	5	Boston Yanks	W	42 7
S	9	Boston Yanks	W	24 14
S	14	New York Giants	L	7 17
1949 - 4-1			Chi	Opp
A	20	Pittsburgh Steelers	W	34 0
A	28	New York Bulldogs	W	14 7
S	4	Washington Redskins	W	28 17
S	10	New York Giants	W	20 17
S	17	Philadelphia Eagles	L	7 14
1950 - 4-2			Chi	Opp
A	12	New York Yanks	W	34 33
A	18	New York Giants	L	7 10
A	24	Baltimore Colts	W	21 17
A	26	Pittsburgh Steelers	W	30 14
S	1	Cleveland Browns	L	23 27
S	10	Philadelphia Eagles	W	10 3

1951 - 3-4			Chi	Opp
A	23	Los Angeles Rams	L	14 42
A	26	San Francisco 49ers	W	24 7
S	2	New York Giants	L	0 14
S	9	Cleveland Browns	L	21 32
S	15	Philadelphia Eagles	W	31 6
S	19	Washington Redskins	W	21 19
S	23	Pittsburgh Steelers	L	17 21
1952 - 4-1			Chi	Opp
A	12	Pittsburgh Steelers	W	14 9
A	29	Cleveland Browns	L	7 14
S	6	Philadelphia Eagles	W	37 7
S	14	New York Giants	W	17 7
S	20	Pittsburgh Steelers	W	23 0
1953 - 2-4			Chi	Opp
A	15	Pittsburgh Steelers	L	10 29
A	22	Philadelphia Eagles	L	10 24
A	29	Pittsburgh Steelers	W	31 28
S	3	New York Giants	L	7 14
S	11	Cleveland Browns	L	14 20
S	20	Chicago Cardinals	W	14 13
1954 - 3-3			Chi	Opp
A	14	Pittsburgh Steelers	W	21 14
A	18	Chicago Cardinals	L	0 10
A	28	Philadelphia Eagles	L	21 24
S	4	Washington Redskins	W	28 24
S	12	New York Giants	W	28 24
S	18	Cleveland Browns	L	7 35
1955 - 3-2			Chi	Opp
A	20	Chicago Cardinals	L	6 21
A	26	Philadelphia Eagles	L	20 27
S	3	Washington Redskins	W	45 10
S	10	New York Giants	W	7 0
S	15	Cleveland Browns	W	24 21
1956 - 5-1			Chi	Opp
A	18	Chicago Cardinals	W	31 7
A	24	Philadelphia Eagles	W	28 21
S	1	Washington Redskins	W	17 3
S	8	Pittsburgh Steelers	W	21 10
S	15	New York Giants	W	20 10
S	21	Cleveland Browns	L	14 24



CHICAGO BEARS ALL-TIME PRESEASON RESULTS

1957 - 4-1-1		Chi	Opp
A 17	Pittsburgh Steelers	W 24	7
A 24	Baltimore Colts	T 24	24
A 30	New York Giants	L 17	24
S 8	Philadelphia Eagles	W 24	14
S 14	Pittsburgh Steelers	W 37	10
S 20	Cleveland Browns	W 29	3

1958 - 6-0		Chi	Opp
A 17	Chicago Cardinals	W 24	7
A 24	Philadelphia Eagles	W 3	0
A 30	Pittsburgh Steelers	W 17	10
S 5	Detroit Lions	W 24	17
S 12	Cleveland Browns	W 42	31
S 21	Washington Redskins	W 27	24

1959 - 5-1		Chi	Opp
A 15	Green Bay Packers	W 19	16
A 22	Philadelphia Eagles	W 24	21
A 29	Pittsburgh Steelers	W 54	17
S 5	Washington Redskins	W 52	14
S 11	New York Giants	W 18	6
S 19	Cleveland Browns	L 31	33

1960 - 3-2		Chi	Opp
A 15	New York Giants	W 16	7
A 27	Green Bay Packers	L 7	35
S 3	Washington Redskins	W 17	0
S 10	Cleveland Browns	L 10	16
S 16	Pittsburgh Steelers	W 21	10

1961 - 4-2		Chi	Opp
A 5	Montreal Alouettes	W 34	16
A 12	Philadelphia Eagles	L 10	38
A 19	Washington Redskins	W 29	13
A 26	Green Bay Packers	L 14	24
S 2	Minnesota Vikings	W 30	7
S 8	Pittsburgh Steelers	W 24	21

1962 - 0-5		Chi	Opp
A 11	Pittsburgh Steelers	L 14	19
A 18	Philadelphia Eagles	L 14	28
A 25	Green Bay Packers	L 21	35
S 1	Washington Redskins	L 28	29
S 7	Cleveland Browns	L 24	28

1963 - 3-2		Chi	Opp
A 10	New York Giants	W 17	7
A 15	Washington Redskins	W 28	26
A 24	Green Bay Packers	L 7	26
A 31	St. Louis Cardinals	L 14	17
S 7	Baltimore Colts	W 14	7

1964 - 3-2		Chi	Opp
A 7	College All-Stars	W 28	17
A 14	Washington Redskins	W 14	13
A 22	Green Bay Packers	L 7	21
A 28	St. Louis Cardinals	L 3	7
S 7	Dallas Cowboys	W 21	6

1965 - 2-3		Chi	Opp
A 12	Washington Redskins	W 31	30
A 21	Green Bay Packers	L 14	31
A 28	Los Angeles Rams	W 28	14
S 3	St. Louis Cardinals	L 3	25
S 11	Dallas Cowboys	L 21	34

1966 - 3-1		Chi	Opp
A 6	Philadelphia Eagles	L 21	40
A 12	Green Bay Packers	W 13	10
A 20	Washington Redskins	W 21	10
S 2	St. Louis Cardinals	W 22	20

1967 - 2-3		Chi	Opp
A 9	Washington Redskins	L 14	37
A 18	Green Bay Packers	L 0	18
A 23	Kansas City Chiefs	L 24	66
S 1	St. Louis Cardinals	W 42	14
S 9	Philadelphia Eagles	W 14	0

1968 - 4-1		Chi	Opp
A 3	Dallas Cowboys	W 30	24
A 10	Baltimore Colts	L 0	10
A 19	Green Bay Packers	W 10	7
A 24	Washington Redskins	W 45	13
S 6	St. Louis Cardinals	W 19	17

1969 - 3-3		Chi	Opp
A 2	Washington Redskins	L 7	13
A 9	Miami Dolphins	W 16	10
A 16	Green Bay Packers	W 19	9
A 22	Houston Oilers	L 17	19
A 30	Buffalo Bills	W 23	16
S 12	St. Louis Cardinals	L 31	37

1970 - 1-4-1		Chi	Opp
A 8	Houston Oilers	W 23	13
A 15	Green Bay Packers	T 6	6
A 24	San Diego Chargers	L 9	14
A 29	St. Louis Cardinals	L 3	24
S 5	Denver Broncos	L 17	30
S 11	Minnesota Vikings	L 30	31

ALL-TIME PRESEASON RESULTS

1971 – 3-3			Chi	Opp
A 7	Green Bay Packers	W	2	0
A 14	Baltimore Colts	L	13	21
A 21	Minnesota Vikings	L	14	34
A 28	Cleveland Browns	W	20	19
S 4	Houston Oilers	L	17	37
S 12	Denver Broncos	W	33	17
1972 – 1-4-1			Chi	Opp
A 5	Kansas City Chiefs	L	10	24
A 10	Houston Oilers	W	20	17
A 20	New England Patriots	L	17	27
A 27	Green Bay Packers	L	7	10
S 3	Buffalo Bills	T	24	24
S 9	St. Louis Cardinals	L	14	33
1973 – 3-1-2			Chi	Opp
A 4	Green Bay Packers	T	13	13
A 11	Houston Oilers	W	34	7
A 18	Miami Dolphins	T	9	9
A 26	Buffalo Bills	W	13	10
S 1	St. Louis Cardinals	W	31	20
S 9	Washington Redskins	L	3	7
1974 – 1-5			Chi	Opp
A 3	St. Louis Cardinals	L	7	10
A 12	Pittsburgh Steelers	L	21	50
A 17	Green Bay Packers	L	10	20
A 26	Baltimore Colts	W	20	16
A 31	Houston Oilers	L	20	37
S 9	Miami Dolphins	L	7	30
1975 – 2-4			Chi	Opp
A 9	San Diego Chargers	W	22	0
A 16	Green Bay Packers	L	9	13
A 23	St. Louis Cardinals	W	14	13
A 30	Denver Broncos	L	0	13
S 6	Miami Dolphins	L	10	21
S 13	Houston Oilers	L	13	24
1976 – 5-1			Chi	Opp
J 31	Denver Broncos	(DN) W	15	14
A 7	Seattle Seahawks	(SP) W	27	16
A 14	Baltimore Colts	(S) W	25	14
A 21	St. Louis Cardinals	(S) L	14	20
A 28	Tampa Bay Buccaneers	(TB) W	10	7
S 3	Washington Redskins	(DC) W	9	7
1977 – 3-4			Chi	Opp
J 30	New York Jets	(CN) W	20	6
A 6	New Orleans Saints	(S) L	14	20
A 13	Oakland Raiders	(O) W	20	13
A 20	Houston Oilers	(H) W	14	10

A 25	Cleveland Browns	(CC) L	7	14
S 2	St. Louis Cardinals	(SC) L	14	23
S 10	Cincinnati Bengals	(S) L	6	24
1978 – 0-4			Chi	Opp
A 5	Oakland Raiders	(S) L	13	14
A 12	St. Louis Cardinals	(S) L	14	26
A 19	Cincinnati Bengals	(CI) L	3	27
A 24	Seattle Seahawks	(SE) L	7	16
1979 – 3-1			Chi	Opp
A 4	New York Jets	(S) W	27	14
A 11	New Orleans Saints	(NO) W	13	6
A 18	Cincinnati Bengals	(S) W	17	13
A 25	St. Louis Cardinals	(SL) L	7	10
1980 – 1-3			Chi	Opp
A 10	New York Jets	(NJ) W	21	9
A 16	Cincinnati Bengals	(CI) L	3	21
A 23	Cleveland Browns	(S) L	31	33
A 30	St. Louis Cardinals	(S) L	13	21
1981 – 2-2			Chi	Opp
A 8	New York Giants	(S) L	7	23
A 15	Kansas City Chiefs	(KC) L	0	13
A 22	Cincinnati Bengals	(S) W	24	21
A 29	St. Louis Cardinals	(SL) W	31	27
1982 – 1-3			Chi	Opp
A 16	San Diego Chargers	(SD) L	27	28
A 21	Buffalo Bills	(BF) W	21	14
A 28	St. Louis Cardinals	(S) L	3	10
S 4	Baltimore Colts	(S) L	17	26
1983 – 3-1			Chi	Opp
A 6	Buffalo Bills	(S) W	27	17
A 13	St. Louis Cardinals	(SL) L	24	27
A 20	Los Angeles Raiders	(LA) W	27	21
A 27	Kansas City Chiefs	(S) W	20	17
1984 – 1-3			Chi	Opp
A 4	St. Louis Cardinals	(S) L	10	19
A 11	Green Bay Packers	(ML) L	10	17
A 18	Cincinnati Bengals	(S) L	17	25
A 26	Buffalo Bills	(I) W	38	7
1985 – 1-3			Chi	Opp
A 9	St. Louis Cardinals	(SL) L	3	10
A 17	Indianapolis Colts	(S) L	13	24
A 26	*Dallas Cowboys	(DA) L	13	15
A 31	Buffalo Bills	(S) W	45	14



CHICAGO BEARS ALL-TIME PRESEASON RESULTS

1986 – 4-1

				Chi	Opp
A	3	**Dallas Cowboys	(LN) W	17	6
A	9	Pittsburgh Steelers	(TR) W	33	13
A	16	Indianapolis Colts	(S) W	38	21
A	23	St. Louis Cardinals	(S) L	7	14
A	30	Buffalo Bills	(ND) W	31	17

1987 – 3-1

				Chi	Opp
A	16	Miami Dolphins	(JR) W	10	3
A	22	Pittsburgh Steelers	(S) W	50	14
A	31	*St. Louis Cardinals	(S) L	16	20
S	5	Los Angeles Raiders	(LA) W	20	17

1988 – 1-3

				Chi	Opp
A	6	Miami Dolphins	(S) W	20	17
A	14	**Minnesota Vikings	(SW) L	21	28
A	22	*Dallas Cowboys	(DA) L	9	17
A	26	Los Angeles Raiders	(S) L	22	37

1989 – 2-2

				Chi	Opp
A	14	*Miami Dolphins	(JR) W	28	20
A	19	San Diego Chargers	(S) L	7	24
A	27	Kansas City Chiefs	(S) L	17	22
S	2	Los Angeles Raiders	(LA) W	41	38

1990 – 4-1

				Chi	Opp
A	4	Cleveland Browns	(CN) W	13	0
A	11	Miami Dolphins	(S) W	10	6
A	18	Phoenix Cardinals	(TM) W	17	9
A	24	Los Angeles Raiders	(S) L	3	20
A	30	Buffalo Bills	(SC) W	35	7

1991 – 2-3

				Chi	Opp
J	26	Miami Dolphins	(JR) W	6	0
A	3	**San Francisco 49ers	(G) L	7	21
A	11	Phoenix Cardinals	(S) L	10	12
A	17	Los Angeles Raiders	(LA) L	10	13
A	24	Buffalo Bills	(S) W	30	13

1992 – 1-3

				Chi	Opp
A	10	*New Orleans Saints	(S) L	31	34
A	15	Phoenix Cardinals	(TM) L	17	20
A	23	Pittsburgh Steelers	(S) L	17	28
A	28	Dallas Cowboys	(TX) W	20	13

1993 – 1-3

				Chi	Opp
A	8	Philadelphia Eagles	(V) L	9	13
A	14	Phoenix Cardinals	(S) L	10	11
A	23	*New Orleans Saints	(NO) L	14	20
A	27	Dallas Cowboys	(S) W	23	21

1994 – 4-0

				Chi	Opp
A	5	Philadelphia Eagles	(S) W	12	6
A	13	Arizona Cardinals	(TM) W	16	0
A	22	*Kansas City Chiefs	(KC) W	21	18
A	27	New York Giants	(S) W	27	21

1995 – 1-3

				Chi	Opp
A	4	Carolina Panthers	(S) W	18	15
A	14	*Cleveland Browns	(CL) L	13	55
A	20	Arizona Cardinals	(S) L	16	17
A	24	Indianapolis Colts	(I) L	7	29

1996 – 1-3

				Chi	Opp
A	3	Carolina Panthers	(C) L	12	30
A	11	Miami Dolphins	(S) W	24	21
A	17	New Orleans Saints	(NO) L	21	31
A	22	# Kansas City Chiefs	(S) L	10	14

1997 – 2-3

				Chi	Opp
J	27	**Pittsburgh Steelers	(DB) L	17	30
A	2	Buffalo Bills	(BF) W	20	17 ot
A	10	Miami Dolphins	(PP) L	14	21
A	17	Arizona Cardinals	(S) W	22	10
A	22	New Orleans Saints	(S) L	7	13

1998 – 0-4

				Chi	Opp
A	8	Baltimore Ravens	(BA) L	14	19
A	14	Arizona Cardinals	(TM) L	24	27
A	21	Buffalo Bills	(S) L	9	17
A	28	New York Jets	(S) L	7	24

1999 – 2-2

				Chi	Opp
A	7	Indianapolis Colts	(S) W	9	6
A	13	Pittsburgh Steelers	(TR) L	23	30
A	21	St. Louis Rams	(S) W	38	24
A	28	Cleveland Browns	(CB) L	24	35

2000 – 2-2

				Chi	Opp
A	5	New York Giants	(NJ) W	20	8
A	12	Cleveland Browns	(S) W	19	6
A	19	Cincinnati Bengals	(CI) L	20	24
A	26	Tennessee Titans	(S) L	28	34

2001 – 1-3

				Chi	Opp
A	4	Cincinnati Bengals	(S) W	16	13 ot
A	11	Tennessee Titans	(AD) L	24	27
A	18	Kansas City Chiefs	(KC) L	9	10
A	25	Arizona Cardinals	(S) L	20	24

2002 – 1-3

				Chi	Opp
A	10	Denver Broncos	(IL) L	3	27
A	16	St. Louis Rams	(AC) W	19	17
A	23	Jacksonville Jaguars	(IL) L	16	24
A	29	Miami Dolphins	(PP) L	22	24

ALL-TIME PRESEASON RESULTS

2003 - 1-3				Chi	Opp
A	9	Indianapolis Colts	(IL)	W	20 18
A	16	Denver Broncos	(IL)	L	10 15
A	23	Arizona Cardinals	(TM)	L	17 27
A	29	New England Patriots	(CG)	L	23 38

2004 - 2-2				Chi	Opp
A	12	St. Louis Rams	(EJ)	W	13 10 ot
A	21	San Francisco 49ers	(S)	W	20 13
A	27	New Orleans Saints	(S)	L	13 17
S	3	Cleveland Browns	(CB)	L	10 24

2005 - 3-2				Chi	Opp
A	8	Miami Dolphins	(CN)	W	27 24
A	12	St. Louis Rams	(EJ)	L	13 17
A	20	Indianapolis Colts	(I)	W	24 17
A	26	Buffalo Bills	(S)	W	16 12
S	1	Cleveland Browns	(S)	L	6 16

2006 - 2-2				Chi	Opp
A	11	San Francisco 49ers	(SF)	L	14 28
A	18	San Diego Chargers	(S)	W	24 3
A	25	Arizona Cardinals	(S)	L	16 23
A	31	Cleveland Browns	(CB)	W	20 7

2007 - 3-1				Chi	Opp
A	11	Houston Texans	(R)	W	20 19
A	20	Indianapolis Colts	(I)	W	27 24
A	25	San Francisco 49ers	(S)	W	31 28
A	30	Cleveland Browns	(S)	L	9 19

2008 - 1-3				Chi	Opp
A	7	Kansas City Chiefs	(S)	L	20 24
A	16	Seattle Seahawks	(SS)	L	26 29
A	21	San Francisco 49ers	(S)	L	30 37
A	28	Cleveland Browns	(CB)	W	16 10

2009 - 3-1				Chi	Opp
A	15	Buffalo Bills	(BF)	L	20 27
A	22	New York Giants	(S)	W	17 3
A	30	Denver Broncos	(IN)	W	27 17
S	3	Cleveland Browns	(S)	W	26 23

2010 - 0-4				Chi	Opp
A	14	San Diego Chargers	(SD)	L	10 25
A	21	Oakland Raiders	(S)	L	17 32
A	28	Arizona Cardinals	(S)	L	9 14
S	2	Cleveland Browns	(CB)	L	10 13

2011 - 2-2				Chi	Opp
A	13	Buffalo Bills	(S)	W	10 3
A	22	New York Giants	(NM)	L	13 41
A	27	Tennessee Titans	(CO)	L	13 14
S	1	Cleveland Browns	(S)	W	24 14

2012 - 3-1				Chi	Opp
A	9	Denver Broncos	(S)	L	3 31
A	22	Washington Redskins	(S)	W	33 31
A	27	New York Giants	(NM)	W	20 17
S	1	Cleveland Browns	(CB)	W	28 20

2013 - 2-2				Chi	Opp
A	9	Carolina Panthers	(C)	L	17 24
A	15	San Diego Chargers	(S)	W	33 28
A	23	Oakland Raiders	(O)	W	34 26
A	29	Cleveland Browns	(S)	L	16 18

2014 - 2-2				Chi	Opp
A	8	Philadelphia Eagles	(S)	W	34 28
A	14	Jacksonville Jaguars	(S)	W	20 19
A	22	Seattle Seahawks	(SS)	L	6 34
A	28	Cleveland Browns	(CB)	L	13 33

2015- 3-1				Chi	Opp
A	13	Miami Dolphins	(S)	W	34 28
A	22	Indianapolis Colts	(LO)	W	20 19
A	29	Cincinnati Bengals	(PB)	L	6 34
S	3	Cleveland Browns	(S)	L	13 33

All-time Preseason Record: 235-169-8 (.580)

* Indicates Monday Night Football
** American Bowl game (overseas)

Game terminated in 3rd quarter due to lightning.
† See page 431 for stadium codes.



CHICAGO BEARS ALL-TIME PLAYOFF SUMMARY

Date	Game	Winner	Loser	Chi-Opp	Site
12-17-33	NFL Championship	BEARS	NY Giants	23-21	Wrigley Field
12-9-34	NFL Championship	NY Giants	BEARS	13-30	Polo Grounds
12-12-37	NFL Championship	Washington	BEARS	21-28	Wrigley Field
12-8-40	NFL Championship	BEARS	Washington	73-0	Griffith Stadium
12-14-41	Conference Championship	BEARS	Green Bay	33-14	Wrigley Field
12-21-41	NFL Championship	BEARS	NY Giants	37-9	Wrigley Field
12-13-42	NFL Championship	Washington	BEARS	6-14	Griffith Stadium
12-26-43	NFL Championship	BEARS	Washington	41-21	Wrigley Field
12-15-46	NFL Championship	BEARS	NY Giants	24-14	Polo Grounds
12-17-50	Conference Championship	LA Rams	BEARS	14-24	LA Coliseum
12-30-56	NFL Championship	NY Giants	BEARS	7-47	Yankee Stadium
12-29-63	NFL Championship	BEARS	NY Giants	14-10	Wrigley Field
12-26-77	NFC Divisional	Dallas	BEARS	7-37	Texas Stadium
12-23-79	NFC Wild Card	Philadelphia	BEARS	17-27	Veterans Stadium
12-30-84	NFC Divisional	BEARS	Washington	23-19	RFK Memorial
1-6-85	Conference Championship	San Francisco	BEARS	0-23	Candlestick Park
1-5-86	NFC Divisional	BEARS	NY Giants	21-0	Soldier Field
1-12-86	Conference Championship	BEARS	LA Rams	24-0	Soldier Field
1-26-86	Super Bowl XX	BEARS	New England	46-10	Louisiana Superdome
1-3-87	NFC Divisional	Washington	BEARS	13-27	Soldier Field
1-10-88	NFC Divisional	Washington	BEARS	17-21	Soldier Field
12-31-88	NFC Divisional	BEARS	Philadelphia	20-12	Soldier Field
1-8-89	Conference Championship	San Francisco	BEARS	3-28	Soldier Field
1-6-91	First Round	BEARS	New Orleans	16-6	Soldier Field
1-13-91	NFC Divisional	NY Giants	BEARS	3-31	Giants Stadium
12-29-91	First Round	Dallas	BEARS	13-17	Soldier Field
1-1-95	First Round	BEARS	Minnesota	35-18	HHH Metrodome
1-7-95	NFC Divisional	San Francisco	BEARS	15-44	Candlestick Park
1-19-02	NFC Divisional	Philadelphia	BEARS	19-33	Soldier Field
1-15-06	NFC Divisional	Carolina	BEARS	21-29	Soldier Field
1-14-07	NFC Divisional	BEARS	Seattle	27-24 (ot)	Soldier Field
1-21-07	Conference Championship	BEARS	New Orleans	39-14	Soldier Field
2-4-07	Super Bowl XLI	Indianapolis	BEARS	17-29	Dolphin Stadium
1-16-11	NFC Divisional	BEARS	Seattle	35-24	Soldier Field
1-23-11	Conference Championship	Green Bay	BEARS	14-21	Soldier Field

BEARS IN THE PLAYOFFS

Bears vs.:	Carolina	0-1 (.000)
	Dallas	0-2 (.000)
	Green Bay	1-1 (.500)
	Indianapolis	0-1 (.000)
	Los Angeles Rams	1-1 (.500)
	Minnesota	1-0 (1.000)
	New England	1-0 (1.000)
	New Orleans	2-0 (1.000)
	New York Giants	5-3 (.625)
	Philadelphia	1-2 (.333)
	San Francisco	0-3 (.000)
	Seattle	2-0 (1.000)
	Washington	3-4 (.429)

Playoff record: 17-18 (.486)

Record at home: 12-8 (.600)

NFL Championship/Super Bowl game record:
7-5 (.583)

NFC Central Division Championships:
1984, 85, 86, 87, 88, 90, 2001

NFC North Division Championships:
2003, 05, 06, 10

1963 NFL Championship

Chicago Bears 14, New York Giants 10

December 29, 1963

Wrigley Field

Attendance: 45,801

Weather: 11 degrees; wind W 11 mph

	1	2	3	4	Final
Chicago Bears	7	0	7	0	14
New York Giants	7	3	0	0	10

Team	Q	Play	NYG	CHI
NYG	1	Gifford 14-yard pass from Tittle (Chandler kick)	7	0
CHI	1	Wade 2-yard run (Jencks kick)	7	7
NYG	2	Chandler 13-yard field goal	10	7
CHI	3	Wade 1-yard run (Jencks kick)	10	14

FINAL INDIVIDUAL STATISTICS

Chicago Bears

RUSHING	NO	YDS	AVG	LG	TD
Bull	13	42	3.2	12	0
Wade	8	34	4.3	12	2
Galimore	7	12	1.7	7	0
Marconi	3	5	1.7	3	0

RECEIVING	NO	YDS	AVG	LG	TD
Marconi	3	64	21.3	34	0
Ditka	3	38	12.7	15	0
Morris	2	19	9.5	11	0
Coia	1	22	22.0	22	0
Bull	1	-5	-5.0	-5	0

INTERCEPTIONS	NO	YDS	AVG	LG	TD
L. Morris	1	61	61.0	61	0
O'Bradovich	1	10	10.0	10	0
McRae	1	0	0.0	0	0
Petitbon	1	0	0.0	0	0
Whitsell	1	0	0.0	0	0

PUNTING	NO	YDS	AVG	LG	IN20	TB
Green	7	286	40.9	48	3	0

PUNT RETURNS	NO	YDS	AVG	LG	TD
J. Morris	2	5	2.5	3	0
Taylor	1	0	0.0	0	0

KICKOFF RET.	NO	YDS	AVG	LG	TD
Martin	1	11	11.0	11	0
Bull	2	24	12.0	14	0

PASSING (CHI)	ATT	COMP	YDS	PCT	TD	INT	LG	SK/YDS
Wade	28	10	138	35.7	0	0	34	1/9

PASSING (NYG)	ATT	COMP	YDS	PCT	TD	INT	LG	SK/YDS
Tittle	29	11	147	37.9	1	5	36	1/7
Griffing	1	0	0	0.0	0	0	0	0/0

New York Giants

RUSHING	NO	YDS	AVG	LG	TD
Morrison	18	61	3.4	20	0
King	9	39	4.3	10	0
McElhenny	7	19	2.7	8	0
Webster	3	7	2.3	6	0
Tittle	1	2	2.0	2	0

RECEIVING	NO	YDS	AVG	LG	TD
Gifford	3	45	15.0	16	1
Morrison	3	18	6.0	11	0
Thomas	2	46	23.0	36	0
McElhenny	2	20	10.0	12	0
Webster	1	18	18.0	18	0

INTERCEPTIONS	NO	YDS	AVG	LG	TD
None					

PUNTING	NO	YDS	AVG	LG	IN20	TB
Chandler	4	173	43.3	52	2	0

PUNT RETURNS	NO	YDS	AVG	LG	TD
McElhenny	2	19	9.5	10	0
Dove	1	2	2.0	2	0

KICKOFF RET.	NO	YDS	AVG	LG	TD
Dove	2	50	25.0	26	0
McElhenny	1	47	47.0	47	0

TEAM STATISTICS	CHI	NYG
Total First Downs	14	17
By Rushing	6	8
By Passing	7	9
By Penalty	1	0
Third Down: Md/Att.	5/15	7/14
Third Down: Eff.	33%	50%
Total Net Yards	222	268
Total Offensive Plays	60	69
Average Per Play	3.7	3.9
Net Yards Rushing	93	128
Total Rushing Plays	31	38
Avg. Per Rush	3.0	3.4
Net Yards Passing	129	140
Sacked/Yards Lost	1/9	1/7
Gross Yards Passing	138	147
Att.-Comp.-Int.	28-10-0	30-11-5
Completion Pct.	35.7	36.7
Punts/Average	7/40.9	4/43.3
Penalties/Yards	5/35	3/25
Fumbles/Lost	2/2	2/1
Field Goals	28, 34	13, 37
- Denotes Converted Field Goal		

Chicago Bears Starting Lineups

LE	J. Farrington	LE	E. O'Bradovich
LT	H. Lee	LT	S. Jones
LG	T. Karras	RT	F. Williams
C	M. Pyle	RE	D. Atkins
RG	R. Davis	LLB	J. Fortunato
RT	B. Wetoska	MLB	B. George
RE	M. Ditka	RLB	L. Morris
QB	B. Wade	LHB	B. McRae
FL	J. Morris	RHB	D. Whitsell
HB	W. Galimore	LS	R. Petitbon
FB	J. Marconi	RS	R. Taylor

New York Giants Starting Lineups

LE	D. Shofner	LE	J. Katcavage
LT	R. Brown	LT	D. Modzelewski
LG	D. Dess	RT	J. LoVetere
C	G. Larson	RE	A. Robustelli
RG	B. Bolin	LLB	J. Hillebrand
RT	J. Stroud	MLB	S. Huff
RE	J. Walton	RLB	T. Scott
QB	Y.A. Tittle	LHB	E. Barnes
FL	F. Gifford	RHB	D. Lynch
HB	P. King	LS	D. Pesonen
FB	J. Morrison	RS	J. Patton



CHICAGO BEARS PLAYOFF SUMMARY

1977 NFC Divisional

Dallas Cowboys 37, Chicago Bears 7

December 26, 1977

Texas Stadium

Attendance: 64,758

Weather: 46 degrees; wind S 12 mph

	1	2	3	4	Final
Chicago Bears	0	0	0	7	7
Dallas Cowboys	7	10	17	3	37

Team	Q	Play	CHI	DAL
DAL	1	Dennison 2-yard run (Herrera kick)	0	7
DAL	2	DuPree 28-yard pass from Staubach (Herrera kick)	0	14
DAL	2	Herrera 21-yard field goal	0	17
DAL	3	Dorsett 23-yard run (Herrera kick)	0	24
DAL	3	Herrera 31-yard field goal	0	27
DAL	3	Dorsett 7-yard run (Herrera kick)	0	34
DAL	4	Herrera 27-yard field goal	0	37
CHI	4	Schubert 34-yard pass from Avellini (Thomas kick)	7	37

FINAL INDIVIDUAL STATISTICS

Chicago Bears

RUSHING	NO	YDS	AVG	LG	TD
Payton	19	60	3.1	11	0
Harper	5	11	2.2	6	0
Earl	2	6	3.0	3	0
Avellini	1	4	4.0	4	0

RECEIVING	NO	YDS	AVG	LG	TD
Schubert	5	69	13.8	34t	1
Payton	3	33	11.0	20	0
Scott	3	29	9.7	15	0
Latta	2	25	12.5	16	0
Earl	1	15	15.0	15	0
Harper	1	6	6.0	6	0

INTERCEPTIONS	NO	YDS	AVG	LG	TD
Livers	1	8	8.0	8	0

PUNTING	NO	YDS	AVG	LG	IN20	TB
Parsons	6	255	42.5	52	0	1

PUNT RETURNS	NO	YDS	AVG	LG	TD
Schubert	1	7	7.0	7	0

KICKOFF RET.	NO	YDS	AVG	LG	TD
Walterscheid	4	98	24.5	40	0
Payton	3	57	19.0	27	0
Musso	1	7	7.0	7	0

PASSING (CHI)	ATT	COMP	YDS	PCT	TD	INT	LG	SK/YDS
Avellini	25	15	177	60.0	1	4	34t	3/34

PASSING (DAL)	ATT	COMP	YDS	PCT	TD	INT	LG	SK/YDS
Staubach	13	8	134	61.5	1	1	32	2/2
D. White	1	0	0	0.0	0	0	0	0/0

Dallas Cowboys

RUSHING	NO	YDS	AVG	LG	TD
Dorsett	17	85	5.0	23t	2
Newhouse	16	80	5.0	19	0
Dennison	8	40	5.0	11	1
Staubach	4	25	6.2	11	0
Brinson	3	3	1.0	3	0

RECEIVING	NO	YDS	AVG	LG	TD
D. Pearson	2	38	19.0	31	0
Dorsett	2	37	18.5	32	0
DuPree	1	28	28.0	28t	1
Newhouse	1	13	13.0	13	0
Richards	1	12	12.0	12	0
Brinson	1	6	6.0	6	0

INTERCEPTIONS	NO	YDS	AVG	LG	TD
Waters	3	53	17.7	25	0
Lewis	1	23	23.0	23	0

PUNTING	NO	YDS	AVG	LG	IN20	TB
D. White	3	111	37.0	41	1	0

PUNT RETURNS	NO	YDS	AVG	LG	TD
Johnson	3	26	8.7	13	0
Hill	1	12	12.0	12	0

KICKOFF RET.	NO	YDS	AVG	LG	TD
Brinson	1	28	28.0	28	0
Johnson	1	16	16.0	16	0

TEAM STATISTICS	CHI	DAL
Total First Downs	15	20
By Rushing	4	13
By Passing	9	7
By Penalty	2	0
Third Down: Md/Att.	2/10	3/9
Third Down: Eff.	20%	33%
Total Net Yards	224	365
Total Offensive Plays	55	64
Average Per Play	4.0	5.7
Net Yards Rushing	81	233
Total Rushing Plays	27	48
Avg. Per Rush	3.0	4.8
Net Yards Passing	143	132
Sacked/Yards Lost	3/34	2/2
Gross Yards Passing	177	134
Att.-Comp.-Int.	25-15-4	14-8-1
Completion Pct.	60.0	57.1
Punts/Average	6/42.5	3/37.0
Penalties/Yards	4/43	3/35
Fumbles/Lost	3/3	2/2
Field Goals	21, 31, 27	

_ Denotes Converted Field Goal

Chicago Bears Starting Lineups

WR	B. Rather	LE	M. Hartenstine
LT	T. Albrecht	LT	J. Osborne
LG	N. Jackson	RT	R. Rydalch
C	D. Peiffer	RE	B. Newsome
RG	R. Sorey	LLB	D. Buffone
RT	D. Lick	MLB	T. Hicks
TE	G. Latta	RLB	W. Bryant
WR	J. Scott	LCB	A. Ellis
QB	B. Avellini	RCB	V. Livers
RB	R. Harper	SS	G. Fencik
RB	W. Payton	FS	D. Plank

Dallas Cowboys Starting Lineups

WR	G. Richards	LE	E. Jones
LT	R. Neely	LT	J. Pugh
LG	H. Scott	RT	R. White
C	J. Fitzgerald	RE	H. Martin
RG	T. Rafferty	LLB	T. Henderson
RT	P. Donovan	MLB	B. Breunig
TE	B. DuPree	RLB	D.D. Lewis
WR	D. Pearson	LCB	B. Baines
QB	R. Staubach	RCB	A. Kyle
RB	T. Dorsett	SS	C. Waters
RB	R. Newhouse	FS	C. Harris

1979 NFC Wildcard

Philadelphia Eagles 27, Chicago Bears 17

December 23, 1979

Veterans Stadium

Attendance: 70,756

Weather: 45 degrees; wind W 7 mph

		1	2	3	4	Final
Chicago Bears		7	10	0	0	17
Philadelphia Eagles		7	3	7	10	27

Team	Q	Play	CHI	PHI
PHI	1	Carmichael 17-yard pass from Jaworski (Franklin kick)	0	7
CHI	1	Payton 2-yard run (Thomas kick)	7	7
PHI	2	Franklin 29-yard field goal	7	10
CHI	2	Payton 1-yard run (Thomas kick)	14	10
CHI	2	Thomas 30-yard field goal	17	10
PHI	3	Carmichael 29-yard pass from Jaworski (Franklin kick)	17	17
PHI	4	Campfield 63-yard pass from Jaworski (Franklin kick)	17	24
PHI	4	Franklin 34-yard field goal	17	27

TEAM STATISTICS	CHI	PHI
Total First Downs	15	18
By Rushing	7	8
By Passing	7	8
By Penalty	1	2
Third Down: Md/Att.	4/14	5/13
Third Down: Eff.	29%	38%
Total Net Yards	241	315
Total Offensive Plays	60	63
Average Per Play	4.0	5.0
Net Yards Rushing	99	139
Total Rushing Plays	29	37
Avg. Per Rush	3.4	3.8
Net Yards Passing	142	176
Sacked/Yards Lost	1/0	3/28
Gross Yards Passing	142	204
Att.-Comp.-Int.	30-13-2	23-12-1
Completion Pct.	43.3	52.2
Punts/Average	6/39.0	4/40.5
Penalties/Yards	4/35	4/46
Fumbles/Lost	1/1	4/2
Field Goals	30, 50	29, 34

_ Denotes Converted Field Goal

FINAL INDIVIDUAL STATISTICS

Chicago Bears

RUSHING	NO	YDS	AVG	LG	TD
Payton	16	67	4.2	12	2
Williams	10	23	2.3	12	0
McClendon	2	6	3.0	3	0
Phipps	1	3	3.0	3	0

RECEIVING	NO	YDS	AVG	LG	TD
Payton	3	52	17.3	31	0
Watts	3	42	14.0	19	0
Baschnagel	3	38	12.7	15	0
Latta	2	6	3.0	4	0
Williams	2	4	2.0	4	0

INTERCEPTIONS	NO	YDS	AVG	LG	TD
Ellis	1	25	25.0	25	0

PUNTING	NO	YDS	AVG	LG	IN20	TB
Parsons	6	234	39.0	47	1	0

PUNT RETURNS	NO	YDS	AVG	LG	TD
Walterscheid	0	0	0.0	0	0

KICKOFF RET.	NO	YDS	AVG	LG	TD
Walterschied	3	66	22.0	24	0
Watts	2	31	15.5	22	0
Baschnagel	1	27	27.0	27	0

PASSING (CHI)	ATT	COMP	YDS	PCT	TD	INT	LG	SK/YDS
Phipps	30	13	142	43.3	0	2	31	1/0

PASSING (PHI)	ATT	COMP	YDS	PCT	TD	INT	LG	SK/YDS
Jaworski	23	12	204	52.2	3	1	63t	3/28

Philadelphia Eagles

RUSHING	NO	YDS	AVG	LG	TD
Montgomery	26	87	3.4	12	0
Harris	8	33	4.1	16	0
Jaworski	3	19	6.3	20	0

RECEIVING	NO	YDS	AVG	LG	TD
Carmichael	6	111	18.5	29t	2
Campfield	2	70	35	63t	1
Montgomery	2	0	0.0	8	0
Harris	1	15	15.0	15	0
Smith	1	8	8.0	8	0

INTERCEPTIONS	NO	YDS	AVG	LG	TD
Howard	1	0	0.0	0	0
Edwards	1	5	5.0	5	0

PUNTING	NO	YDS	AVG	LG	IN20	TB
Runager	4	162	40.5	50	2	0

PUNT RETURNS	NO	YDS	AVG	LG	TD
Henry	4	51	12.8	34	0

KICKOFF RET.	NO	YDS	AVG	LG	TD
Henry	3	76	25.3	29	0

Chicago Bears Starting Lineups

WR	R. Watts	LE	D. Hampton
LT	T. Albrecht	LT	J. Osborne
LG	N. Jackson	RT	A. Page
C	D. Neal	RE	M. Hartenstine
RG	R. Sorey	LLB	J. Muckensturm
RT	D. Lick	MLB	T. Hicks
TE	M. Cobb	RLB	G. Campbell
WR	B. Baschnagel	LCB	T. Schmidt
QB	M. Phipps	RCB	A. Ellis
HB	W. Payton	SS	G. Fencik
FB	D. Williams	FS	D. Plank

Philadelphia Eagles Starting Lineups

WR	H. Carmichael	LE	C. Humphrey
LT	S. Walters	MG	C. Johnson
LG	W. Key	RE	C. Hairston
C	G. Morriss	OLB	J. Bunting
RG	W. Peoples	LILB	J. Robinson
RT	J. Sisemore	RILB	F. LeMaster
TE	K. Krepfle	OLB	R. Wilkes
WR	C. Smith	LCB	B. Howard
QB	R. Jaworski	RCB	H. Edwards
HB	W. Montgomery	SS	R. Logan
FB	L. Harris	FS	J. Sciarra



CHICAGO BEARS PLAYOFF SUMMARY

1984 NFC Divisional

Chicago Bears 23, Washington Redskins 19

December 30, 1984

RFK Memorial

Attendance: 55,431

Weather: 57 degrees; wind N 12 mph

	1	2	3	4	Final
Chicago Bears	0	10	13	0	23
Washington Redskins	3	0	14	2	19

Team	Q	Play	CHI	WAS
WAS	1	Moseley 25-yard field goal	0	3
CHI	2	Thomas 34-yard field goal	3	3
CHI	2	Dunsmore 19-yard pass from Payton (Thomas kick)	10	3
CHI	3	Gault 75-yard pass from Fuller (kick failed)	16	3
WAS	3	Riggins 1-yard run (Moseley kick)	16	10
CHI	3	McKinnon 16-yard pass from Fuller (Thomas kick)	23	10
WAS	3	Riggins 1-yard run (Moseley kick)	23	17
WAS	4	Finzer takes safety	23	19

FINAL INDIVIDUAL STATISTICS

Chicago Bears

RUSHING	NO	YDS	AVG	LG	TD
Payton	24	104	4.3	12	0
Suhey	7	7	1.0	6	0
Fuller	2	5	2.5	5	0
C. Thomas	1	5	5.0	5	0
Finzer	1	-7	-7.0	-7	0

RECEIVING	NO	YDS	AVG	LG	TD
McKinnon	4	72	18.0	36	1
Gault	1	75	75.0	75t	1
Suhey	1	33	33.0	33	0
Dunsmore	1	19	19.0	19t	0
C. Thomas	1	13	13.0	13	0
Payton	1	12	12.0	12	0
Moorehead	1	6	6.0	6	0

INTERCEPTIONS	NO	YDS	AVG	LG	TD
Richardson	1	0	0.0	0	0

PUNTING	NO	YDS	AVG	LG	IN20	TB
Finzer	5	197	39.4	45	3	0

PUNT RETURNS	NO	YDS	AVG	LG	TD
Fisher	2	17	8.5	11	0

KICKOFF RET.	NO	YDS	AVG	LG	TD
Gault	3	74	24.6	29	0

PASSING (CHI)	ATT	COMP	YDS	PCT	TD	INT	LG	SK/YDS
Fuller	15	9	211	60.0	2	0	75t	5/34
Payton	2	1	19	50.0	1	0	19t	0/0

PASSING (WAS)	ATT	COMP	YDS	PCT	TD	INT	LG	SK/YDS
Theismann	42	22	292	52.4	0	1	35	7/49

Washington Redskins

RUSHING	NO	YDS	AVG	LG	TD
Riggins	21	50	2.4	8	2
Theismann	5	38	7.6	13	0
Washington	1	5	5.0	5	0

RECEIVING	NO	YDS	AVG	LG	TD
Monk	10	122	12.2	35	0
Muhammad	5	62	12.4	23	0
Didier	4	85	21.3	29	0
Washington	2	12	6.0	8	0
Warren	1	11	11.0	11	0

INTERCEPTIONS	NO	YDS	AVG	LG	TD
None					

PUNTING	NO	YDS	AVG	LG	IN20	TB
Hayes	5	184	36.8	45	3	0

PUNT RETURNS	NO	YDS	AVG	LG	TD
Nelms	3	29	9.7	20	0

KICKOFF RET.	NO	YDS	AVG	LG	TD
Nelms	4	77	19.3	27	0
Kane	1	10	10.0	10	0
Griffin	1	0	0.0	0	0
Coleman	0	25	25.0	25	0

TEAM STATISTICS	CHI	WAS
Total First Downs	13	22
By Rushing	5	6
By Passing	7	14
By Penalty	1	2
Third Down: Md/Att.	3/13	6/16
Third Down: Eff.	23%	38%
Total Net Yards	310	336
Total Offensive Plays	57	76
Average Per Play	5.4	4.4
Net Yards Rushing	114	93
Total Rushing Plays	35	27
Avg. Per Rush	3.3	3.4
Net Yards Passing	196	243
Sacked/Yards Lost	5/34	7/49
Gross Yards Passing	230	292
Att.-Comp.-Int.	17-10-0	42-22-1
Completion Pct.	58.8	52.4
Punts/Average	5/39.4	5/36.8
Penalties/Yards	6/34	7/55
Fumbles/Lost	2/1	3/2
Field Goals	34	25, 41

_ Denotes Converted Field Goal

Chicago Bears Starting Lineups

WR	W. Gault	LE	M. Hartenstine
LT	J. Covert	LT	S. McMichael
LG	M. Bortz	RT	D. Hampton
C	J. Hilgenberg	RE	R. Dent
RG	K. Becker	LLB	O. Wilson
RT	K. Van Horne	MLB	M. Singletary
TE	E. Moorehead	RLB	A. Harris
WR	D. McKinnon	LCB	M. Richardson
QB	S. Fuller	RCB	T. Schmidt
FB	M. Suhey	SS	T. Bell
RB	W. Payton	FS	G. Fencik

Washington Redskins Starting Lineups

WR	C. Muhammad	LE	C. Mann
TE	C. Didler	LT	D. Butz
LT	J. Jacoby	RT	D. Grant
LG	R. Grimm	RE	D. Manley
C	R. Donnalley	LLB	M. Kaufman
RG	K. Huff	MLB	N. Olkewicz
RT	M. May	RLB	R. Milot
TE	D. Warren	LCB	D. Green
WR	A. Monk	RCB	V. Dean
QB	J. Theismann	SS	K. Coffey
RB	J. Riggins	FS	C. Jordan

1984 NFC Championship

San Francisco 49ers 23, Chicago Bears 0

January 6, 1985

Candlestick Park

Attendance: 61,040

Weather: 52 degrees; wind light

		1	2	3	4	Final
Chicago Bears		0	0	0	0	0
San Francisco 49ers		3	3	7	10	23

Team	Q	Play	CHI	SF
SF	1	Wersching 21-yard field goal	0	3
SF	2	Wersching 22-yard field goal	0	6
SF	3	Tyler 9-yard run (Wersching kick)	0	13
SF	4	Solomon 10-yard pass from Montana (Wersching kick)	0	20
SF	4	Wersching 34-yard field goal	0	23

FINAL INDIVIDUAL STATISTICS

Chicago Bears

RUSHING	NO	YDS	AVG	LG	TD
Payton	22	92	4.2	20	0
Fuller	6	39	6.5	23	0
Suhey	3	16	5.3	15	0
C. Thomas	1	2	2.0	2	0

RECEIVING	NO	YDS	AVG	LG	TD
Suhey	4	11	2.8	7	0
McKinnon	3	48	16.0	21	0
Payton	3	11	3.7	5	0
Moorehead	2	14	7.0	8	0
Dunsmore	1	3	3.0	3	0

INTERCEPTIONS	NO	YDS	AVG	LG	TD
Fencik	2	5	2.5	5	0

PUNTING	NO	YDS	AVG	LG	IN20	TB
Finzer	7	302	43.1	55	1	0

PUNT RETURNS	NO	YDS	AVG	LG	TD
Fisher	2	12	6.0	9	0

KICKOFF RET.	NO	YDS	AVG	LG	TD
Gentry	3	49	16.3	18	0
Gault	1	18	18.0	18	0

PASSING (CHI)	ATT	COMP	YDS	PCT	TD	INT	LG	SK/YDS
Fuller	22	13	87	59.1	0	1	21	8/50
Payton	0	0	0	00.0	0	0	0	1/0

PASSING (SF)	ATT	COMP	YDS	PCT	TD	INT	LG	SK/YDS
Montana	34	18	233	52.9	1	2	38	3/8
Cavanaugh	1	1	3	100.0	0	0	3	0/0

San Francisco 49ers

RUSHING	NO	YDS	AVG	LG	TD
Tyler	10	68	6.8	25	1
Craig	8	44	5.5	39	0
Montana	5	22	4.4	9	0
Harmon	3	18	6.0	14	0
Ring	2	5	2.5	3	0
Cavanaugh	1	2	2.0	2	0

RECEIVING	NO	YDS	AVG	LG	TD
Solomon	7	73	10.4	15	1
D. Clark	4	83	20.8	38	0
Wilson	2	25	12.5	14	0
Tyler	2	22	11.0	16	0
Francis	2	20	10.0	12	0
Nehemiah	1	10	10.0	10	0
Harmon	1	3	3.0	3	0

INTERCEPTIONS	NO	YDS	AVG	LG	TD
Hicks	1	0	0.0	0	0

PUNTING	NO	YDS	AVG	LG	IN20	TB
Runager	3	117	39.0	41	1	0

PUNT RETURNS	NO	YDS	AVG	LG	TD
McLemore	4	69	17.8	25	0

KICKOFF RET.	NO	YDS	AVG	LG	TD
Harmon	1	15	15.0	15	0

TEAM STATISTICS	CHI	SF
Total First Downs	13	25
By Rushing	9	9
By Passing	3	14
By Penalty	1	2
Third Down: Md/Att.	5/16	4/11
Third Down: Eff.	31%	36%
Total Net Yards	186	387
Total Offensive Plays	63	67
Average Per Play	3.0	5.8
Net Yards Rushing	149	159
Total Rushing Plays	32	29
Avg. Per Rush	4.7	5.5
Net Yards Passing	37	228
Sacked/Yards Lost	9/50	3/8
Gross Yards Passing	87	236
Att.-Comp.-Int.	22-13-1	35-19-2
Completion Pct.	59.1	54.3
Punts/Average	7/43.1	3/39.0
Penalties/Yards	7/50	3/20
Fumbles/Lost	1/0	1/0
Field Goals	41	21, 22,
_ Denotes Converted Field Goal		

Chicago Bears Starting Lineups

WR	W. Gault	LE	M. Hartenstine
LT	J. Covert	LT	S. McMichael
LG	M. Bortz	RT	D. Hampton
C	J. Hilgenberg	RE	R. Dent
RG	K. Becker	LLB	O. Wilson
RT	K. Van Horne	MLB	M. Singletary
TE	E. Moorehead	RLB	A. Harris
WR	D. McKinnon	LCB	M. Richardson
QB	S. Fuller	RCB	L. Frazier
FB	M. Suhey	SS	T. Bell
TB	W. Payton	FS	G. Fencik

San Francisco 49ers Starting Lineups

WR	D. Clark	LE	L. Pillers
LT	B. Paris	NT	M. Tuiasosopo
LG	J. Ayers	RE	D. Board
C	F. Quillan	OLB	D. Bunz
RG	R. Cross	LILB	R. Ellison
RT	K. Fahnhorst	RILB	J. Reynolds
TE	R. Francis	OLB	K. Turner
WR	F. Solomon	LCB	R. Lott
QB	J. Montana	RCB	E. Wright
RB	W. Tyler	SS	C. Williamson
FB	R. Craig	FS	D. Hicks



CHICAGO BEARS PLAYOFF SUMMARY

1985 NFC Divisional

Chicago Bears 21, New York Giants 0

January 5, 1986 Soldier Field Attendance: 62,076 Weather: 14 degrees; wind W 13 mph

	1	2	3	4	Final
New York Giants	0	0	0	0	0
Chicago Bears	7	0	14	0	21

Team	Q	Play	NYG	CHI
CHI	1	Gayle 5-yard punt return (Butler kick)	0	7
CHI	3	McKinnon 23-yard pass from McMahon (Butler kick)	0	14
CHI	3	McKinnon 20-yard pass from McMahon (Butler kick)	0	21

FINAL INDIVIDUAL STATISTICS

Chicago Bears

RUSHING	NO	YDS	AVG	LG	TD
Payton	27	93	3.4	12	0
Suhey	6	33	5.5	9	0
McMahon	5	18	3.6	10	0
Thomas	4	11	2.8	5	0
McKinnon	1	-7	-7.0	-7	0
Gentry	1	-1	-1.0	-1	0

RECEIVING	NO	YDS	AVG	LG	TD
Gault	3	68	22.7	28	0
McKinnon	3	52	17.3	23t	2
Suhey	2	5	2.5	3	0
Wrightman	1	46	46.0	46	0
Gentry	1	41	41.0	41	0
Payton	1	4	4.0	4	0

INTERCEPTIONS	NO	YDS	AVG	LG	TD
None					

PUNTING	NO	YDS	AVG	LG	IN20	TB
Buford	6	224	37.3	51	1	1

PUNT RETURNS	NO	YDS	AVG	LG	TD
Ortego	5	22	4.4	9	0
Gayle	1	5	5.0	5t	1

KICKOFF RET.	NO	YDS	AVG	LG	TD
Gault	1	21	21.0	21	0

PASSING (CHI)	ATT	COMP	YDS	PCT	TD	INT	LG	SK/YDS
McMahon	21	11	216	52.4	2	0	46	0/0

PASSING (NYG)	ATT	COMP	YDS	PCT	TD	INT	LG	SK/YDS
Simms	35	14	209	40.0	0	0	33	6/60

New York Giants

RUSHING	NO	YDS	AVG	LG	TD
Morris	12	32	2.7	14	0
Galbreath	1	9	9.0	9	0
B. Williams	1	-9	-9.0	-9	0

RECEIVING	NO	YDS	AVG	LG	TD
Bavaro	4	36	9.0	11	0
Adams	3	65	21.7	31	0
Carpenter	3	24	8.0	16	0
B. Williams	1	33	33.0	33	0
McConkey	1	23	23.0	23	0
Johnson	1	17	17.0	17	0
Galbreath	1	11	11.0	11	0

INTERCEPTIONS	NO	YDS	AVG	LG	TD
None					

PUNTING	NO	YDS	AVG	LG	IN20	TB
Landeta	9	343	38.1	63	3	0

PUNT RETURNS	NO	YDS	AVG	LG	TD
McConkey	2	9	4.5	5	0

KICKOFF RET.	NO	YDS	AVG	LG	TD
Rouson	2	58	29.0	42	0
Hasselbeck	1	20	20.0	20	0
Galbreath	1	17	17.0	17	0

TEAM STATISTICS	CHI	NYG
Total First Downs	17	10
By Rushing	9	1
By Passing	8	8
By Penalty	0	1
Third Down: Md/Att.	7/16	0/12
Third Down: Eff.	44%	0%
Total Net Yards	363	181
Total Offensive Plays	66	55
Average Per Play	5.6	3.3
Net Yards Rushing	147	32
Total Rushing Plays	44	14
Avg. Per Rush	3.3	2.3
Net Yards Passing	216	149
Sacked/Yards Lost	0/0	6/60
Gross Yards Passing	216	209
Att.-Comp.-Int.	21-11-0	35-14-0
Completion Pct.	52.4	40.0
Punts/Average	6/37.3	9/38.1
Penalties/Yards	2/20	4/25
Fumbles/Lost	0/0	3/1
Field Goals	26, 49, 38	19
- Denotes Converted Field Goal		

Chicago Bears Starting Lineups

WR	W. Gault	LE	D. Hampton
LT	J. Covert	LT	S. McMichael
LG	M. Bortz	RT	W. Perry
C	J. Hilgenberg	RE	R. Dent
RG	T. Thayer	LLB	O. Wilson
RT	K. Van Horne	MLB	M. Singletary
TE	E. Moorehead	RLB	W. Marshall
WR	D. McKinnon	LCB	M. Richardson
QB	J. McMahon	RCB	L. Frazier
FB	M. Suhey	SS	D. Duerson
RB	W. Payton	FS	G. Fencik

New York Giants Starting Lineups

WR	B. Johnson	LE	C. McGriff
LT	B. Benson	NT	J. Burt
LG	B. Ard	RE	L. Marshall
C	B. Oates	OLB	B. Hunt
RG	C. Godfrey	LILB	G. Reasons
RT	K. Nelson	RILB	H. Carson
TE	M. Bavaro	OLB	L. Taylor
WR	L. Manuel	LCB	E. Patterson
QB	P. Simms	RCB	P. Williams
RB	J. Morris	SS	K. Hill
RB	R. Carpenter	FS	T. Kinard

1985 NFC Championship

Chicago Bears 24, Los Angeles Rams 0

January 12, 1986

Soldier Field

Attendance: 63,522

Weather: 39 degrees; wind W 23 mph

	1	2	3	4	Final
L.A. Rams	0	0	0	0	0
Chicago Bears	10	0	7	7	24

Team	Q	Play	LAR	CHI
CHI	1	McMahon 16-yard run (Butler kick)	0	7
CHI	1	Butler 34-yard field goal	0	10
CHI	3	Gault 22-yard pass from McMahon (Butler kick)	0	17
CHI	4	Marshall 52-yard fumble return (Butler kick)	0	24

FINAL INDIVIDUAL STATISTICS

Chicago Bears

RUSHING	NO	YDS	AVG	LG	TD
Payton	18	32	1.8	8	0
Suhey	6	23	3.8	9	0
McMahon	4	28	7.0	16t	1
Thomas	3	-1	-0.3	1	0
Gentry	2	9	4.5	7	0

RECEIVING	NO	YDS	AVG	LG	TD
Payton	7	48	6.9	19	0
Gault	4	56	14.0	22t	1
Moorehead	2	28	14.0	20	0
McKinnon	1	11	17.0	17	0
Wrightman	1	8	8.0	8	0
Suhey	1	7	7.0	7	0

INTERCEPTIONS	NO	YDS	AVG	LG	TD
Frazier	1	-3	-3.0	-3	0

PUNTING	NO	YDS	AVG	LG	IN20	TB
Buford	10	363	36.3	55	2	0

PUNT RETURNS	NO	YDS	AVG	LG	TD
Ortego	4	21	5.3	8	0
Phillips	1	0	0.0	0	0

KICKOFF RET.	NO	YDS	AVG	LG	TD
Gentry	1	22	22.0	22	0

PASSING (CHI)	ATT	COMP	YDS	PCT	TD	INT	LG	SK/YDS
McMahon	25	16	164	64.0	1	0	22t	3/23

PASSING (LAR)	ATT	COMP	YDS	PCT	TD	INT	LG	SK/YDS
Brock	31	10	66	32.3	0	1	15	3/22

Los Angeles Rams

RUSHING	NO	YDS	AVG	LG	TD
Dickerson	17	46	2.7	9	0
Redden	9	40	4.4	12	0

RECEIVING	NO	YDS	AVG	LG	TD
Hunter	3	29	9.7	15	0
Dickerson	3	10	3.3	7	0
Brown	2	14	7.0	11	0
Duckworth	1	8	8.0	8	0
Ellard	1	5	5.0	5	0

INTERCEPTIONS	NO	YDS	AVG	LG	TD
None					

PUNTING	NO	YDS	AVG	LG	IN20	TB
Hatcher	11	431	39.2	51	3	0

PUNT RETURNS	NO	YDS	AVG	LG	TD
Johnson	2	6	3.0	3	0
Ellard	1	6	6.0	6	0
Irvin	1	4	4.0	4	0

KICKOFF RET.	NO	YDS	AVG	LG	TD
Brown	3	63	21.0	45	0
Redden	1	13	13.0	13	0

TEAM STATISTICS	CHI	LAR
Total First Downs	13	9
By Rushing	5	5
By Passing	8	3
By Penalty	0	1
Third Down: Md/Att.	4/16	2/14
Third Down: Eff.	25%	14%
Total Net Yards	232	130
Total Offensive Plays	61	60
Average Per Play	3.8	2.2
Net Yards Rushing	91	86
Total Rushing Plays	33	26
Avg. Per Rush	2.8	3.3
Net Yards Passing	141	44
Sacked/Yards Lost	3/23	3/22
Gross Yards Passing	164	66
Att.-Comp.-Int.	25-16-0	31-10-1
Completion Pct.	64.0	32.3
Punts/Average	10/36.3	11/39.2
Penalties/Yards	6/48	4/25
Fumbles/Lost	3/1	4/2
Field Goals	34	
- Denotes Converted Field Goal		

Chicago Bears Starting Lineups

WR	W. Gault	LE	D. Hampton
LT	J. Covert	LT	S. McMichael
LG	M. Bortz	RT	W. Perry
C	J. Hilgenberg	RE	R. Dent
RG	T. Thayer	LLB	O. Wilson
RT	K. Van Horne	MLB	M. Singletary
TE	E. Moorehead	RLB	W. Marshall
WR	D. McKinnon	LCB	M. Richardson
QB	J. McMahon	RCB	L. Frazier
FB	M. Suhey	SS	D. Duerson
RB	W. Payton	FS	G. Fencik

Los Angeles Rams Starting Lineups

WR	H. Ellard	LE	D. Reed
LT	I. Pankey	NT	C. DeJurnett
LG	K. Hill	RE	R. Doss
C	T. Slaton	OLB	M. Owens
RG	D. Harrah	LILB	C. Eckern
RT	J. Slater	RILB	J. Collins
TE	D. Hill	OLB	M. Wilcher
WR	R. Brown	LCB	G. Green
QB	D. Brock	RCB	L. Irvin
RB	B. Redden	SS	N. Cromwell
RB	E. Dickerson	FS	J. Johnson



CHICAGO BEARS PLAYOFF SUMMARY

1985 Super Bowl XX

Chicago Bears 46, New England Patriots 10

January 26, 1986

Louisiana Superdome

Attendance: 73,818

Weather: Indoors

	1	2	3	4	Final
Chicago Bears	13	10	21	2	46
New England Patriots	3	0	0	7	10

Team	Q	Play	CHI	NE
NE	1	Franklin 36-yard field goal	0	3
CHI	1	Butler 28-yard field goal	3	3
CHI	1	Butler 24-yard field goal	6	3
CHI	1	Suhey 11-yard run (Butler kick)	13	3
CHI	2	McMahon 2-yard run (Butler kick)	20	3
CHI	2	Butler 24-yard field goal	23	3
CHI	3	McMahon 1-yard run (Butler kick)	30	3
CHI	3	Phillips 28-yard interception return (Butler kick)	37	3
CHI	3	Perry 1-yard run (Butler kick)	44	3
NE	4	Fryar 8-yard pass from Grogan (Franklin kick)	44	10
CHI	4	Safety, Grogan tackled by Waechter in end zone	46	10

FINAL INDIVIDUAL STATISTICS

Chicago Bears

RUSHING	NO	YDS	AVG	LG	TD
Payton	22	61	2.8	7	0
Suhey	11	52	4.7	11t	1
McMahon	5	14	2.8	7	2
Sanders	4	15	3.8	10	0
Gentry	3	15	5.0	8	0
Thomas	2	8	4.0	7	0
Perry	1	1	1.0	1t	1
Fuller	1	1	1.0	1	0

RECEIVING	NO	YDS	AVG	LG	TD
Gault	4	129	32.3	60	0
Gentry	2	41	20.5	27	0
Margerum	2	36	18.0	29	0
Moorehead	2	22	11.0	14	0
Suhey	1	24	24.0	24	0
Thomas	1	4	4.0	4	0

INTERCEPTIONS	NO	YDS	AVG	LG	TD
Morrissey	1	47	47.0	47	0
Phillips	1	28	28.0	28t	1

PUNTING	NO	YDS	AVG	LG	IN20	TB
Buford	4	173	43.3	52	1	1

PUNT RETURNS	NO	YDS	AVG	LG	TD
Ortego	2	20	10.0	12	0

KICKOFF RET.	NO	YDS	AVG	LG	TD
Gault	4	49	12.3	18	0

PASSING (CHI)	ATT	COMP	YDS	PCT	TD	INT	LG	SK/YDS
McMahon	20	12	256	60.0	0	0	60	1/3
Fuller	4	0	0	00.0	0	0	0	1/11
Perry	0	0	0	00.0	0	0	0	1/1

PASSING (NE)	ATT	COMP	YDS	PCT	TD	INT	LG	SK/YDS
Grogan	30	17	177	56.2	1	2	24	4/33
Eason	6	0	0	00.0	0	0	0	3/28

New England Patriots

RUSHING	NO	YDS	AVG	LG	TD
C. James	5	1	0.2	3	0
Collins	3	4	1.3	3	0
Grogan	1	3	3.0	3	0
Weathers	1	3	3.0	3	0
Hawthorne	1	-4	-4.0	-4	0

RECEIVING	NO	YDS	AVG	LG	TD
Morgan	7	70	10.0	19	0
Starring	2	39	19.5	24	0
Fryar	2	24	12.0	16	1
Collins	2	19	9.5	11	0
Ramsey	2	16	8.0	11	0
C. James	1	6	6.0	6	0
Weathers	1	3	3.0	3	0

INTERCEPTIONS	NO	YDS	AVG	LG	TD
None					

PUNTING	NO	YDS	AVG	LG	IN20	TB
Camarillo	6	263	43.8	62	1	1

PUNT RETURNS	NO	YDS	AVG	LG	TD
Fryar	2	22	11.0	12	0

KICKOFF RET.	NO	YDS	AVG	LG	TD
Starring	7	153	21.9	36	0

TEAM STATISTICS	CHI	NE
Total First Downs	23	12
By Rushing	13	1
By Passing	9	10
By Penalty	1	1
Third Down: Md/Att.	7/14	1/10
Third Down: Eff.	50%	10%
Total Net Yards	408	123
Total Offensive Plays	76	54
Average Per Play	5.4	2.3
Net Yards Rushing	167	7
Total Rushing Plays	49	11
Avg. Per Rush	3.4	0.6
Net Yards Passing	241	116
Sacked/Yards Lost	3/15	7/61
Gross Yards Passing	256	177
Att.-Comp.-Int.	24-12-0	36-17-2
Completion Pct.	50.0	47.2
Punts/Average	4/43.3	6/43.8
Penalties/Yards	7/40	5/35
Fumbles/Lost	3/2	4/4
Field Goals	28, 24, 24	36
_ Denotes Converted Field Goal		

Chicago Bears Starting Lineups

WR	W. Gault	LE	D. Hampton
LT	J. Covert	LT	S. McMichael
LG	M. Bortz	RT	W. Perry
C	J. Hilgenberg	RE	R. Dent
RG	T. Thayer	LLB	O. Wilson
RT	K. Van Horne	MLB	M. Singletary
TE	E. Moorehead	RLB	W. Marshall
WR	D. McKinnon	LCB	M. Richardson
QB	J. McMahon	RCB	L. Frazier
FB	M. Suhey	SS	D. Duerson
RB	W. Payton	FS	G. Fencik

New England Patriots Starting Lineups

WR	S. Morgan	LE	G. Varis
LT	B. Holloway	NT	L. Williams
LG	J. Hannah	RE	J. Adams
C	P. Brock	OLB	A. Tippet
RG	R. Wooten	LILB	S. Nelson
RT	S. Moore	RILB	L. McGrew
TE	L. Dawson	OLB	D. Blackmon
WR	S. Starring	LCB	R. Lippett
QB	T. Eason	RCB	R. Clayborn
RB	T. Collins	SS	R. James
FB	C. James	FS	F. Marion

1986 NFC Divisional

Washington Redskins 27, Chicago Bears 13

January 3, 1987

Soldier Field

Attendance: 65,141

Weather: 35 degrees; wind NW 6 mph

		1	2	3	4	Final
Washington Redskins		7	0	7	13	27
Chicago Bears		0	13	0	0	13

Team	Q	Play	WAS	CHI
WAS	1	Monk 28-yard pass from Schroeder (Atkinson kick)	7	0
CHI	2	Gault 50-yard pass from Flutie (Butler kick)	7	7
CHI	2	Butler 23-yard field goal	7	10
CHI	2	Butler 41-yard field goal	7	13
WAS	3	Monk 23-yard pass from Schroeder (Atkinson kick)	14	13
WAS	4	Rogers 1-yard run (Atkinson kick)	21	13
WAS	4	Atkinson 35-yard field goal	24	13
WAS	4	Atkinson 25-yard field goal	27	13

TEAM STATISTICS	CHI	WAS
Total First Downs	14	19
By Rushing	8	8
By Passing	5	8
By Penalty	1	3
Third Down: Md/Att.	1/11	6/16
Third Down: Eff.	9%	38%
Total Net Yards	220	302
Total Offensive Plays	56	73
Average Per Play	3.9	4.1
Net Yards Rushing	93	134
Total Rushing Plays	24	39
Avg. Per Rush	3.9	3.4
Net Yards Passing	127	168
Sacked/Yards Lost	1/7	2/16
Gross Yards Passing	134	184
Att.-Comp.-Int.	31-11-2	32-15-1
Completion Pct.	35.5	46.9
Punts/Average	5/40.6	7/39.3
Penalties/Yards	4/42	8/65
Fumbles/Lost	3/2	2/0
Field Goals	23, 41	35, 25,
_ Denotes Converted Field Goal		

FINAL INDIVIDUAL STATISTICS

Chicago Bears

RUSHING	NO	YDS	AVG	LG	TD
Payton	14	38	2.7	9	0
Suhey	4	14	3.5	5	0
Thomas	3	18	6.0	13	0
Flutie	2	12	6.0	11	0
Anderson	1	11	11.0	11	0

RECEIVING	NO	YDS	AVG	LG	TD
Gault	5	82	16.4	50t	1
Ortego	2	36	18.0	27	0
Wrightman	2	16	8.0	9	0
Suhey	1	2	2.0	2	0
Payton	1	-2	-2.0	-2	0

INTERCEPTIONS	NO	YDS	AVG	LG	TD
Richardson	1	43	43.0	43	0

PUNTING	NO	YDS	AVG	LG	IN20	TB
Buford	5	203	40.6	49	0	0

PUNT RETURNS	NO	YDS	AVG	LG	TD
Barnes	5	27	5.4	23	0

KICKOFF RET.	NO	YDS	AVG	LG	TD
Gentry	3	127	42.3	60	0
Thomas	2	15	7.5	11	0
Anderson	1	17	17.0	17	0

PASSING (CHI)	ATT	COMP	YDS	PCT	TD	INT	LG	SK/YDS
Flutie	31	11	134	35.5	1	2	50t	1/7

PASSING (WAS)	ATT	COMP	YDS	PCT	TD	INT	LG	SK/YDS
Schroeder	32	15	184	46.9	2	1	28t	2/16

Washington Redskins

RUSHING	NO	YDS	AVG	LG	TD
Rogers	28	72	2.6	9	1
Bryant	8	46	5.8	12	0
Schroeder	3	16	5.3	11	0

RECEIVING	NO	YDS	AVG	LG	TD
Monk	5	81	16.2	28t	2
Clark	5	37	7.4	13	0
Bryant	4	61	15.3	24	0
Warren	1	5	5.0	5	0

INTERCEPTIONS	NO	YDS	AVG	LG	TD
Green	1	17	17.0	17	0
Dean	1	16	16.0	16	0

PUNTING	NO	YDS	AVG	LG	IN20	TB
Cox	7	275	39.3	54	1	0

PUNT RETURNS	NO	YDS	AVG	LG	TD
Yarber	3	22	7.3	8	0

KICKOFF RET.	NO	YDS	AVG	LG	TD
Garner	3	71	23.7	36	0

Chicago Bears Starting Lineups

WR	W. Gault	LE	D. Hampton
LT	J. Covert	LT	S. McMichael
LG	M. Bortz	RT	W. Perry
C	J. Hilgenberg	RE	R. Dent
RG	T. Thayer	LLB	O. Wilson
RT	K. Van Horne	MLB	M. Singletary
TE	E. Moorehead	RLB	W. Marshall
WR	K. Ortego	LCB	M. Richardson
QB	D. Flutie	RCB	V. Jackson
FB	M. Suhey	SS	D. Duerson
RB	W. Payton	FS	G. Fencik

Washington Redskins Starting Lineups

WR	A. Monk	LE	C. Mann
TE	D. Warren	LT	D. Butz
LT	J. Jacoby	RT	D. Grant
LG	R. Grimm	RE	D. Manley
C	J. Bostic	LLB	C. Daniels
RG	R. Thielemann	MLB	N. Olkewicz
RT	M. May	RLB	R. Milot
TE	C. Didier	LCB	D. Green
WR	G. Clark	RCB	V. Dean
QB	J. Schroeder	SS	A. Walton
RB	G. Rogers	FS	C. Jordan



CHICAGO BEARS PLAYOFF SUMMARY

1987 NFC Divisional

Washington Redskins 21, Chicago Bears 17

January 10, 1988

Soldier Field

Attendance: 58,153

Weather: 4 degrees; wind SW 12 mph

	1	2	3	4	Final
Washington Redskins	0	14	7	0	21
Chicago Bears	7	7	3	0	17

Team	Q	Play	WAS	CHI
CHI	1	Thomas 2-yard run (Butler kick)	0	7
CHI	2	Morris 14-yard pass from McMahon (Butler kick)	0	14
WAS	2	Rogers 3-yard run (Haji-Shiekh kick)	7	14
WAS	2	Didier 18-yard pass from Williams (Haji-Shiekh kick)	14	14
WAS	3	Green 52-yard punt return (Haji-Shiekh kick)	21	14
CHI	3	Butler 25-yard field goal	21	17

FINAL INDIVIDUAL STATISTICS

Chicago Bears

RUSHING	NO	YDS	AVG	LG	TD
Payton	18	85	4.7	16	0
Suhey	4	8	2.0	5	0
Gentry	2	5	2.5	3	0
McMahon	2	5	2.5	5	0
Sanders	2	4	2.0	3	0
Thomas	2	3	1.5	2t	1

RECEIVING	NO	YDS	AVG	LG	TD
Gentry	3	43	14.3	24	0
Payton	3	20	6.7	9	0
Boso	3	19	6.3	10	0
Morris	2	47	23.5	33	1
Gault	1	44	44.0	44	0
McKinnon	1	16	16.0	16	0
Suhey	1	6	6.0	6	0
Sanders	1	2	2.0	2	0

INTERCEPTIONS	NO	YDS	AVG	LG	TD
Richardson	1	0	0.0	0	0

PUNTING	NO	YDS	AVG	LG	IN20	TB
Barnhardt	4	145	36.3	44	0	0

PUNT RETURNS	NO	YDS	AVG	LG	TD
McKinnon	2	12	6.0	13	0

KICKOFF RET.	NO	YDS	AVG	LG	TD
Gault	1	29	29.0	29	0

PASSING (CHI)	ATT	COMP	YDS	PCT	TD	INT	LG	SK/YDS
McMahon	29	15	197	51.7	1	3	44	5/27

PASSING (WAS)	ATT	COMP	YDS	PCT	TD	INT	LG	SK/YDS
Williams	29	14	207	48.3	1	1	32	1/7

Washington Redskins

RUSHING	NO	YDS	AVG	LG	TD
Smith	16	66	4.1	13	0
Rogers	6	13	2.2	4	1
Bryant	3	8	2.7	6	0
Williams	2	-1	-0.5	-1	0
Clark	1	-6	-6.0	-6	0
Schroeder	1	-8	-8.0	-8	0

RECEIVING	NO	YDS	AVG	LG	TD
Sanders	6	92	15.3	32	0
Clark	4	56	14.0	21	0
Didier	2	32	16.0	18t	1
Warren	1	16	16.0	16	0
Rogers	1	11	11.0	11	0

INTERCEPTIONS	NO	YDS	AVG	LG	TD
Davis	1	23	23.0	23	0
Wilburn	1	0	0.0	0	0
Woodbury	1	0	0.0	0	0

PUNTING	NO	YDS	AVG	LG	IN20	TB
Cox	4	169	42.3	46	1	1

PUNT RETURNS	NO	YDS	AVG	LG	TD
Yarber	2	13	6.5	8	0
Green	1	52	52.0	52t	1

KICKOFF RET.	NO	YDS	AVG	LG	TD
Sanders	2	25	12.5	13	0
Smith	1	19	19.0	19	0
Branch	1	12	12.0	12	0

TEAM STATISTICS	CHI	WAS
Total First Downs	15	17
By Rushing	8	4
By Passing	7	11
By Penalty	0	2
Third Down: Md/Att.	4/13	7/14
Third Down: Eff.	31%	50%
Total Net Yards	280	272
Total Offensive Plays	64	59
Average Per Play	4.6	4.6
Net Yards Rushing	110	72
Total Rushing Plays	30	29
Avg. Per Rush	3.7	2.5
Net Yards Passing	170	200
Sacked/Yards Lost	5/27	1/7
Gross Yards Passing	197	207
Att.-Comp.-Int.	29-15-3	29-14-1
Completion Pct.	51.7	48.3
Punts/Average	4/36.3	4/42.3
Penalties/Yards	5/50	3/20
Fumbles/Lost	1/0	1/0

Field Goals 48, 25

_ Denotes Converted Field Goal

Chicago Bears Starting Lineups

WR	W. Gault	LE	A. Harris
LT	J. Covert	LT	S. McMichael
LG	M. Bortz	RT	D. Hampton
C	J. Hilgenberg	RE	R. Dent
RG	T. Thayer	LLB	R. Rivera
RT	K. Van Horne	MLB	M. Singletary
TE	E. Moorehead	RLB	W. Marshall
WR	R. Morris	LCB	M. Douglass
QB	J. McMahon	RCB	V. Jackson
FB	M. Suhey	SS	D. Duerson
RB	W. Payton	FS	G. Fencik

Washington Redskins Starting Lineups

WR	A. Jones	LE	C. Mann
TE	D. Warren	LT	D. Butz
LT	J. Jacoby	RT	D. Grant
LG	R. McKenzie	RE	D. Manley
C	J. Bostic	LLB	M. Kaufman
RG	R. Thielemann	MLB	N. Olkewicz
RT	M. May	RLB	M. Coleman
TE	C. Didier	LCB	D. Green
WR	G. Clark	RCB	B. Wilburn
QB	D. Williams	SS	A. Walton
RB	G. Rogers	FS	T. Bowles

1988 NFC Divisional

Chicago Bears 20, Philadelphia Eagles 12

December 31, 1988

Soldier Field

Attendance: 65,534

Weather: 29 degrees; wind SW 5 mph

	1	2	3	4	Final
Philadelphia Eagles	3	6	3	0	12
Chicago Bears	7	10	0	3	20

Team	Q	Play	PHI	CHI
CHI	1	McKinnon 64-yard pass from Tomczak (Butler kick)	0	7
PHI	1	Zendejas 42-yard field goal	3	7
PHI	2	Zendejas 29-yard field goal	6	7
CHI	2	Anderson 4-yard run (Butler kick)	6	14
CHI	2	Butler 46-yard field goal	6	17
PHI	2	Zendejas 30-yard field goal	9	17
PHI	3	Zendejas 35-yard field goal	12	17
CHI	4	Butler 27-yard field goal	12	20

FINAL INDIVIDUAL STATISTICS

Chicago Bears

RUSHING	NO	YDS	AVG	LG	TD
Anderson	14	54	3.9	23	1
Sanders	8	94	11.8	58	0
Muster	6	12	2.0	6	0
Gentry	1	6	6.0	6	0
Suhey	1	0	0.0	0	0
Tomczak	1	0	0.0	0	0
McMahon	2	-2	-1.0	0	0

RECEIVING	NO	YDS	AVG	LG	TD
McKinnon	4	108	27.0	64t	1
Boso	2	16	8.0	9	0
Gentry	2	9	4.5	7	0
Morris	1	27	27.0	27	0
Davis	1	11	11.0	11	0
Sanders	1	8	8.0	8	0
Anderson	1	6	6.0	6	0

INTERCEPTIONS	NO	YDS	AVG	LG	TD
Jackson	1	51	51.0	51	0
Douglass	1	47	47.0	47	0
Pruitt	1	0	0.0	0	0

PUNTING	NO	YDS	AVG	LG	IN20	TB
Wagner	2	86	43.0	46	0	0

PUNT RETURNS	NO	YDS	AVG	LG	TD
McKinnon	1	0	0.0	0	0

KICKOFF RET.	NO	YDS	AVG	LG	TD
Gentry	4	63	15.8	23	0
Kozlowski	1	23	23.0	23	0

PASSING (CHI)	ATT	COMP	YDS	PCT	TD	INT	LG	SK/YDS
Tomczak	20	10	172	50.0	1	3	64t	0/0
McMahon	3	2	13	66.7	0	0	7	1/8

PASSING (PHI)	ATT	COMP	YDS	PCT	TD	INT	LG	SK/YDS
Cunningham	54	27	407	50.0	0	3	65	4/29
Carter	1	0	0	0.0	0	0	0	0/0

Philadelphia Eagles

RUSHING	NO	YDS	AVG	LG	TD
Byars	7	34	4.9	13	0
Toney	5	3	0.6	3	0
Cunningham	3	12	4.0	11	0
Haddix	1	3	3.0	3	0

RECEIVING	NO	YDS	AVG	LG	TD
Byars	9	103	11.4	24	0
Jackson	7	142	20.3	65	0
Quick	5	82	16.4	23	0
Haddix	2	23	11.5	13	0
Toney	2	9	4.5	7	0
Johnson	1	31	31.0	31	0
Carter	1	17	17.0	17	0

INTERCEPTIONS	NO	YDS	AVG	LG	TD
Hoage	1	12	12.0	12	0
Joyner	1	8	8.0	8	0
Bell	1	4	4.0	4	0

PUNTING	NO	YDS	AVG	LG	IN20	TB
Teltschik	4	130	32.5	36	3	0

PUNT RETURNS	NO	YDS	AVG	LG	TD
Garrity	1	3	3.0	3	0

KICKOFF RET.	NO	YDS	AVG	LG	TD
Jenkins	5	101	20.2	25	0

TEAM STATISTICS	CHI	PHI
Total First Downs	14	22
By Rushing	8	1
By Passing	6	21
By Penalty	0	0
Third Down: Md/Att.	4/13	3/14
Third Down: Eff.	31%	21%
Total Net Yards	341	430
Total Offensive Plays	57	75
Average Per Play	6.0	5.7
Net Yards Rushing	164	52
Total Rushing Plays	33	16
Avg. Per Rush	5.0	3.3
Net Yards Passing	177	378
Sacked/Yards Lost	1/8	4/29
Gross Yards Passing	185	407
Att.-Comp.-Int.	23-12-3	55-27-3
Completion Pct.	52.2	49.1
Punts/Average	2/43.0	4/32.5
Penalties/Yards	1/5	7/60
Fumbles/Lost	1/1	0/0
Field Goals	51, 46, 33, 27	43, 42, 29, 30, 35

-- Denotes Converted Field Goal

Chicago Bears Starting Lineups

WR	D. Gentry	LE	A. Harris
LT	J. Covert	LT	S. McMichael
LG	M. Bortz	RT	D. Hampton
C	J. Hilgenberg	RE	S. Smith
RG	T. Thayer	LLB	R. Rivera
RT	K. Van Horne	MLB	M. Singletary
TE	J. Thornton	RLB	J. Morrissey
WR	D. McKinnon	LCB	M. Richardson
QB	M. Tomczak	RCB	V. Jackson
FB	M. Suhey	SS	D. Duerson
RB	N. Anderson	FS	M. Douglass

Philadelphia Eagles Starting Lineups

WR	M. Quick	LE	R. White
LT	M. Darwin	LT	M. Pitts
LG	D. Alexander	RT	J. Brown
C	D. Rimington	RE	C. Simmons
RG	R. Baker	LLB	S. Joyner
RT	R. Heller	MLB	M. Reichenbach
TE	K. Jackson	RLB	T. Bell
WR	C. Carter	LCB	R. Young
QB	R. Cunningham	RCB	E. Allen
FB	A. Toney	SS	A. Waters
RB	K. Byars	FS	W. Hopkins



CHICAGO BEARS PLAYOFF SUMMARY

1988 NFC Championship

San Francisco 49ers 28, Chicago Bears 3

January 8, 1989

Soldier Field

Attendance: 64,830

Weather: 17 degrees; wind W 29 mph

	1	2	3	4	Final
San Francisco 49ers	7	7	7	7	28
Chicago Bears	0	3	0	0	3

Team	Q	Play	SF	CHI
SF	1	Rice 61-yard pass from Montana (Cofer kick)	7	0
SF	2	Rice 27-yard pass from Montana (Cofer kick)	14	0
CHI	2	Butler 25-yard field goal	14	3
SF	3	Frank 5-yard pass from Montana (Cofer kick)	21	3
SF	4	Rathman 4-yard run (Cofer kick)	28	3

FINAL INDIVIDUAL STATISTICS

Chicago Bears

RUSHING	NO	YDS	AVG	LG	TD
Anderson	14	59	4.2	16	0
Sanders	7	22	3.1	14	0
McMahon	1	9	9.0	9	0
Suhey	1	3	3.0	3	0
Muster	1	2	2.0	2	0
McKinnon	1	-4	-4.0	-4	0

RECEIVING	NO	YDS	AVG	LG	TD
Anderson	5	31	6.2	13	0
Thornton	4	52	13.0	18	0
McKinnon	4	32	8.0	13	0
Morris	2	25	12.5	25	0
Suhey	2	8	4.0	4	0
Sanders	1	12	12.0	12	0
Muster	1	9	9.0	9	0
Gentry	1	7	7.0	7	0

INTERCEPTIONS	NO	YDS	AVG	LG	TD
None					

PUNTING	NO	YDS	AVG	LG	IN20	TB
Wagner	7	220	31.4	48	2	0

PUNT RETURNS	NO	YDS	AVG	LG	TD
McKinnon	1	1	1.0	1	0

KICKOFF RET.	NO	YDS	AVG	LG	TD
Sanders	2	31	15.5	19	0
Muster	1	21	21.0	21	0
Gentry	1	19	19.0	19	0
Stinson	1	18	18.0	18	0

PASSING (CHI)	ATT	COMP	YDS	PCT	TD	INT	LG	SK/YDS
McMahon	29	14	121	48.3	0	1	18	0/0
Tomczak	12	6	55	50.0	0	0	13	0/0

PASSING (SF)	ATT	COMP	YDS	PCT	TD	INT	LG	SK/YDS
Montana	27	17	288	63.0	3	0	61t	2/20

San Francisco 49ers

RUSHING	NO	YDS	AVG	LG	TD
Craig	18	68	3.8	11	0
Rathman	10	36	3.6	12	1
Montana	3	12	4.0	7	0
Flagler	3	7	2.3	6	0
Sydney	2	12	6.0	8	0
Rice	1	3	3.0	3	0

RECEIVING	NO	YDS	AVG	LG	TD
Rice	5	133	26.6	61t	2
Rathman	5	51	10.2	22	0
Taylor	3	51	17.0	32	0
Craig	2	33	16.5	23	0
Frank	2	20	10.0	15	1

INTERCEPTIONS	NO	YDS	AVG	LG	TD
Fuller	1	0	0.0	0	0

PUNTING	NO	YDS	AVG	LG	IN20	TB
Helton	6	207	34.5	55	2	1

PUNT RETURNS	NO	YDS	AVG	LG	TD
Taylor	4	24	6.0	11	0

KICKOFF RET.	NO	YDS	AVG	LG	TD
Sydney	1	14	14.0	14	0
Taylor	1	22	22.0	22	0

TEAM STATISTICS	CHI	SF
Total First Downs	15	21
By Rushing	8	9
By Passing	7	12
By Penalty	0	0
Third Down: Md/Att.	4/14	9/15
Third Down: Eff.	29%	60%
Total Net Yards	267	406
Total Offensive Plays	66	66
Average Per Play	4.0	6.2
Net Yards Rushing	91	138
Total Rushing Plays	25	37
Avg. Per Rush	3.6	3.7
Net Yards Passing	176	268
Sacked/Yards Lost	0/0	2/20
Gross Yards Passing	176	288
Att.-Comp.-Int.	41-20-1	27-17-0
Completion Pct.	48.8	63.0
Punts/Average	7/31.4	6/34.5
Penalties/Yards	3/35	0/0
Fumbles/Lost	2/1	1/1
Field Goals	25	

_ Denotes Converted Field Goal

Chicago Bears Starting Lineups

WR	D. Gentry	LE	A. Harris
LT	J. Covert	LT	S. McMichael
LG	M. Bortz	RT	D. Hampton
C	J. Hilgenberg	RE	S. Smith
RG	T. Thayer	LLB	R. Rivera
RT	K. Van Horne	MLB	M. Singletary
TE	J. Thornton	RLB	J. Morrissey
WR	D. McKinnon	LCB	M. Richardson
QB	J. McMahon	RCB	V. Jackson
FB	M. Suhey	SS	D. Duerson
RB	N. Anderson	FS	M. Douglass

San Francisco 49ers Starting Lineups

SE	J. Taylor	LE	L. Roberts
LT	S. Wallace	NT	M. Carter
LG	J. Sapolu	RE	K. Fagan
C	R. Cross	OLB	C. Haley
RG	G. McIntyre	LILB	J. Fahnhorst
RT	H. Barton	RILB	M. Walter
TE	J. Frank	OLB	K. Turner
FL	J. Rice	LCB	T. McKyer
QB	J. Montana	RCB	D. Griffin
RB	R. Craig	SS	J. Fuller
TE	B. Jones	FS	R. Lott

1990 NFC First Round

Chicago Bears 16, New Orleans Saints 6

January 6, 1991

Soldier Field

Attendance: 60,767

Weather: 30 degrees; wind N 13 mph

	1	2	3	4	Final
New Orleans Saints	0	3	0	3	6
Chicago Bears	3	7	3	3	16

Team	Q	Play	NO	CHI
CHI	1	Butler 19-yard field goal	0	3
CHI	2	Thornton 18-yard pass from Tomczak	0	10
NO	2	Andersen 47-yard field goal	3	10
CHI	3	Butler 22-yard field goal	3	13
NO	4	Andersen 38-yard field goal	6	13
CHI	4	Butler 21-yard field goal	6	16

FINAL INDIVIDUAL STATISTICS

Chicago Bears							New Orleans Saints								
RUSHING		NO	YDS	AVG	LG	TD	RUSHING		NO	YDS	AVG	LG	TD		
Anderson		27	102	3.8	13	0	Fenerty		8	29	3.6	14	0		
Muster		12	71	5.9	28	0	Hilliard		4	13	3.3	9	0		
Tomczak		2	8	4.0	10	0	Heyward		4	10	2.5	6	0		
Green		2	8	4.0	5	0	Fourcade		2	13	6.5	9	0		
RECEIVING		NO	YDS	AVG	LG	TD	RECEIVING		NO	YDS	AVG	LG	TD		
Anderson		4	42	10.5	31	0	Fenerty		4	22	5.5	9	0		
Thornton		2	43	21.5	25	1	Martin		2	47	23.5	36	0		
Gentry		2	41	20.5	38	0	Scales		1	31	31.0	31	0		
Morris		2	28	14.0	22	0	Tice		1	19	19.0	19	0		
Muster		2	21	10.5	11	0	Brenner		1	17	17.0	17	0		
Davis		1	13	13.0	13	0	Perriman		1	11	11.0	11	0		
							Turner		1	6	6.0	6	0		
INTERCEPTIONS		NO	YDS	AVG	LG	TD	INTERCEPTIONS		NO	YDS	AVG	LG	TD		
Gayle		1	27	27.0	27	0	None								
Mangum		1	9	9.0	9	0									
Carrier		1	0	0.0	0	0									
PUNTING		NO	YDS	AVG	LG	IN20	TB	PUNTING		NO	YDS	AVG	LG	IN20	TB
Buford		2	55	27.5	36	0	0	Barnhardt		3	90	30.0	38	0	0
PUNT RETURNS		NO	YDS	AVG	LG	TD		PUNT RETURNS		NO	YDS	AVG	LG	TD	
Bailey		1	13	13.0	13	0		Buck		1	2	2.0	2	0	
Jackson		1	0	0.0	0	0									
KICKOFF RET.		NO	YDS	AVG	LG	TD		KICKOFF RET.		NO	YDS	AVG	LG	TD	
Gentry		1	39	39.0	39	0		Fenerty		2	33	16.5	18	0	
								Hilliard		1	21	21.0	21	0	
								Jordan		1	17	17.0	17	0	
								Heyward		1	14	14.0	14	0	
PASSING (CHI)		ATT		COMP		YDS		PCT	TD	INT	LG		SK/YDS		
Tomczak		25		12		166		48.0	1	0	38		2/12		
Anderson		1		1		22		100.0	0	0	22		0/0		
PASSING (NO)		ATT		COMP		YDS		PCT	TD	INT	LG		SK/YDS		
Fourcade		18		5		79		27.8	0	2	31		1/16		
Walsh		16		6		74		37.5	0	1	36		1/9		

TEAM STATISTICS			CHI	NO
Total First Downs			18	11
By Rushing			9	2
By Passing			8	7
By Penalty			1	2
Third Down: Md/Att.			5/16	2/13
Third Down: Eff.			31%	15%
Total Net Yards			365	193
Total Offensive Plays			71	54
Average Per Play			5.1	3.6
Net Yards Rushing			189	65
Total Rushing Plays			43	18
Avg. Per Rush			4.4	3.6
Net Yards Passing			176	128
Sacked/Yards Lost			2/12	2/25
Gross Yards Passing			188	153
Att.-Comp.-Int.			26-13-0	34-11-3
Completion Pct.			50.0	32.4
Punts/Average			2/27.5	3/30.0
Penalties/Yards			7/57	2/10
Fumbles/Lost			2/1	1/0
Field Goals			19, 22, 36, 21	41, 47, 42, 38
- Denotes Converted Field Goal				
Chicago Bears Starting Lineups				
WR	W. Davis	LE	T. Armstrong	
LT	J. Covert	LT	W. Perry	
LG	M. Bortz	RT	S. McMichael	
C	J. Hilgenberg	RE	R. Dent	
RG	T. Thayer	LLB	R. Rivera	
RT	K. Van Horne	MLB	M. Singletary	
TE	J. Thornton	RLB	J. Morrissey	
WR	R. Morris	LCB	D. Woolford	
QB	M. Tomczak	RCB	V. Jackson	
FB	B. Muster	SS	S. Gayle	
RB	N. Anderson	FS	M. Carrier	
New Orleans Saints Starting Lineups				
WR	E. Martin	LE	R. Turnbull	
LT	K. Haverdink	NT	R. Goff	
LG	J. Dombrowski	RE	J. Wilks	
C	J. Hilgenberg	OLB	R. Jackson	
RG	S. Trapilo	ILB	S. Mills	
RT	S. Brock	ILB	V. Johnson	
TE	H. Brenner	OLB	P. Swilling	
WR	B. Perriman	LCB	R. Massey	
QB	S. Walsh	RCB	T. Cook	
HB	R. Mayes	SS	B. Maxie	
RB	C. Heyward	FS	G. Atkins	



CHICAGO BEARS PLAYOFF SUMMARY

1990 NFC Divisional

New York Giants 31, Chicago Bears 3

January 13, 1991 Giants Stadium Attendance: 77,025 Weather: 32 degrees; wind NW 13 mph

		1	2	3	4	Final
Chicago Bears		0	3	0	0	3
New York Giants		10	7	7	7	31

Team	Q	Play	CHI	NYG
NYG	1	Bahr 46-yard field goal	0	3
NYG	1	Baker 21-yard pass from Hostetler (Bahr kick)	0	10
CHI	2	Butler 33-yard field goal	3	10
NYG	2	Cross 5-yard pass from Hostetler (Bahr kick)	3	17
NYG	3	Hostetler 3-yard run (Bahr kick)	3	24
NYG	4	Carthon 1-yard run (Bahr kick)	3	31

FINAL INDIVIDUAL STATISTICS

Chicago Bears

RUSHING	NO	YDS	AVG	LG	TD
Anderson	12	19	1.6	9	0
Muster	4	8	2.0	3	0

RECEIVING	NO	YDS	AVG	LG	TD
Anderson	4	23	5.8	12	0
Davis	3	76	25.3	37	0
Thornton	3	28	9.3	18	0
Muster	3	21	7.0	20	0
Gentry	2	23	11.5	12	0
Morris	1	24	24.0	24	0
Kozlowski	1	10	10.0	10	0

INTERCEPTIONS	NO	YDS	AVG	LG	TD
None					

PUNTING	NO	YDS	AVG	LG	IN20	TB
Buford	2	84	42.0	50	1	0

PUNT RETURNS	NO	YDS	AVG	LG	TD
Bailey	2	3	1.5	2	0

KICKOFF RET.	NO	YDS	AVG	LG	TD
Bailey	2	61	30.5	44	0
Gentry	2	42	21.0	29	0
Rouse	1	9	9.0	9	0

PASSING (CHI)	ATT	COMP	YDS	PCT	TD	INT	LG	SK/YDS
Tomczak	36	17	205	47.2	0	2	37	0/0

PASSING (NYG)	ATT	COMP	YDS	PCT	TD	INT	LG	SK/YDS
Hostetler	17	10	112	58.8	2	0	25	3/18

New York Giants

RUSHING	NO	YDS	AVG	LG	TD
Anderson	21	80	3.8	10	0
Tillman	9	31	3.4	6	0
Carthon	8	19	2.4	5	1
Hostetler	6	43	7.2	11	1
Meggett	2	18	9.0	10	0
Hampton	2	3	1.5	3	0

RECEIVING	NO	YDS	AVG	LG	TD
Baker	3	58	19.3	25	1
Bavaro	3	25	8.3	11	0
Ingram	1	12	12.0	12	0
Mrosko	1	6	6.0	6	0
Anderson	1	6	6.0	6	0
Cross	1	5	5.0	5t	1

INTERCEPTIONS	NO	YDS	AVG	LG	TD
Walls	1	37	37.0	37	0
Collins	1	11	11.0	11	0

PUNTING	NO	YDS	AVG	LG	IN20	TB
Landeta	3	122	40.7	51	0	0

PUNT RETURNS	NO	YDS	AVG	LG	TD
Meggett	1	13	13.0	13	0

KICKOFF RET.	NO	YDS	AVG	LG	TD
Ingram	1	18	18.0	18	0

TEAM STATISTICS	CHI	NYG
Total First Downs	11	23
By Rushing	0	16
By Passing	11	7
By Penalty	0	0
Third Down: Md/Att.	3/11	6/14
Third Down: Eff.	27%	43%
Total Net Yards	232	288
Total Offensive Plays	52	68
Average Per Play	4.5	4.2
Net Yards Rushing	27	194
Total Rushing Plays	16	48
Avg. Per Rush	1.7	4.0
Net Yards Passing	205	94
Sacked/Yards Lost	0/0	3/18
Gross Yards Passing	205	112
Att.-Comp.-Int.	36-17-2	17-10-0
Completion Pct.	47.2	58.8
Punts/Average	2/42.0	3/40.7
Penalties/Yards	4/30	2/15
Fumbles/Lost	0/0	1/1
Field Goals	33	46

- Denotes Converted Field Goal

Chicago Bears Starting Lineups

WR	W. Davis	LLE	T. Armstrong
LT	J. Covert	LT	W. Perry
LG	M. Bortz	RT	S. McMichael
C	J. Hilgenberg	RE	R. Dent
RG	T. Thayer	LLB	R. Rivera
RT	K. Van Horne	MLB	M. Singletary
TE	J. Thornton	RLB	J. Morrissey
WR	R. Morris	LCB	D. Woolford
QB	M. Tomczak	RCB	V. Jackson
FB	B. Muster	SS	S. Gayle
RB	N. Anderson	FS	M. Carrier

New York Giants Starting Lineups

WR	M. Ingram	LE	J. Washington
LT	J. Elliott	LT	M. Fox
LG	W. Roberts	RT	E. Howard
C	B. Oates	RE	L. Marshall
RG	E. Moore	LLB	C. Banks
RT	D. Riesenberg	MLB	P. Johnson
TE	M. Bavaro	RLB	L. Taylor
WR	S. Baker	LCB	M. Collins
QB	J. Hostetler	RCB	E. Walls
RB	O. Anderson	SS	G. Jackson
FB	M. Carthon	FS	M. Guyton

1991 NFC First Round

Dallas Cowboys 17, Chicago Bears 13

December 29, 1991 Soldier Field Attendance: 62,594 Weather: 35 degrees; wind NW 9 mph

	1	2	3	4	Final
Dallas Cowboys	10	0	7	0	17
Chicago Bears	0	3	3	7	13

Team	Q	Play	DAL	CHI
DAL	1	Willis 27-yard field goal	3	0
DAL	1	Smith 1-yard run (Willis kick)	10	0
CHI	2	Butler 19-yard field goal	10	3
CHI	3	Butler 43-yard field goal	10	6
DAL	3	Novacek 3-yard pass from Beuerlein (Willis kick)	17	6
CHI	4	Waddle 6-yard pass from Harbaugh (Butler kick)	17	13

FINAL INDIVIDUAL STATISTICS

Chicago Bears

RUSHING	NO	YDS	AVG	LG	TD
Anderson	13	34	2.6	15	0
Lewis	9	65	7.2	11	0
Harbaugh	7	26	3.7	9	0
Muster	5	25	5.0	9	0

RECEIVING	NO	YDS	AVG	LG	TD
Waddle	9	104	11.6	19	1
Davis	7	79	11.3	17	0
Anderson	3	5	1.7	8	0
Lewis	2	18	9.0	11	0
Rivera	1	15	15.0	15	0
Thornton	1	12	12.0	12	0

INTERCEPTIONS	NO	YDS	AVG	LG	TD
None					

PUNTING	NO	YDS	AVG	LG	IN20	TB
Blocked	1					

PUNT RETURNS	NO	YDS	AVG	LG	TD
Woolford	2	5	2.5	5	0

KICKOFF RET.	NO	YDS	AVG	LG	TD
Lewis	3	44	14.7	26	0
Green	1	15	15.0	15	0

PASSING (CHI)	ATT	COMP	YDS	PCT	TD	INT	LG	SK/YDS
Harbaugh	44	22	218	50.0	1	2	19	3/11
Buford	1	1	15	100.0	0	0	15	0/0

PASSING (DAL)	ATT	COMP	YDS	PCT	TD	INT	LG	SK/YDS
Beuerlein	18	9	180	50.0	1	0	45	0/0

Dallas Cowboys

RUSHING	NO	YDS	AVG	LG	TD
Smith	26	105	4.0	18	1
Beuerlein	4	3	0.8	5	0

RECEIVING	NO	YDS	AVG	LG	TD
Irvin	4	83	20.8	25	0
Harper	3	88	29.3	45	0
Johnston	1	6	6.0	6	0
Novacek	1	3	3.0	3t	1

INTERCEPTIONS	NO	YDS	AVG	LG	TD
Bates	1	7	7.0	7	0
Brown	1	0	0.0	0	0

PUNTING	NO	YDS	AVG	LG	IN20	TB
Saxon	3	134	44.7	52	1	0

PUNT RETURNS	NO	YDS	AVG	LG	TD
None					

KICKOFF RET.	NO	YDS	AVG	LG	TD
Wright	1	18	18.0	18	0
Gant	1	16	16.0	16	0

TEAM STATISTICS	CHI	DAL
Total First Downs	26	15
By Rushing	12	6
By Passing	14	7
By Penalty	0	2
Third Down: Md/Att.	10/17	3/9
Third Down: Eff.	59%	33%
Total Net Yards	372	288
Total Offensive Plays	82	48
Average Per Play	4.5	6.0
Net Yards Rushing	150	108
Total Rushing Plays	34	30
Avg. Per Rush	4.4	3.6
Net Yards Passing	222	180
Sacked/Yards Lost	3/11	0/0
Gross Yards Passing	233	180
Att.-Comp.-Int.	45-23-2	18-9-0
Completion Pct.	51.1	50.0
Punts/Average	1/0.0	3/44.7
Penalties/Yards	4/16	2/16
Fumbles/Lost	1/1	2/0
Field Goals	19, 43	27, 38,
- Denotes Converted Field Goal		47

Chicago Bears Starting Lineups

WR	W. Davis	LE	T. Armstrong
LT	J. Wojciechowski	LT	S. McMichael
LG	M. Bortz	RT	W. Perry
C	J. Hilgenberg	RE	R. Dent
RG	T. Thayer	LLB	R. Rivera
RT	K. Van Horne	MLB	M. Singletary
TE	K. Jennings	RLB	J. Morrissey
WR	T. Waddle	LCB	D. Woolford
QB	J. Harbaugh	RCB	L. Stinson
FB	B. Muster	SS	S. Gayle
RB	N. Anderson	FS	M. Carrier

Dallas Cowboys Starting Lineups

TE	R. Awalt	LE	T. Tolbert
LT	M. Tuinei	LT	T. Casillas
LG	K. Gogan	RT	R. Maryland
C	M. Stepnoski	RE	J. Jeffcoat
RG	J. Gesek	SLB	K. Norton
RT	N. Newton	MLB	J. Del Rio
TE	J. Novacek	WLB	V. Smith
TE	A. Roberts	LCB	I. Holt
WR	M. Irvin	RCB	L. Brown
QB	S. Beuerlein	SS	J. Washington
RB	E. Smith	FS	R. Horton



CHICAGO BEARS PLAYOFF SUMMARY

1994 NFC First Round

Chicago Bears 35, Minnesota Vikings 18

January 1, 1995

HHH Metrodome

Attendance: 60,347

Weather: Indoors

	1	2	3	4	Final
Chicago Bears	0	14	7	14	35
Minnesota Vikings	3	6	3	6	18

Team	Q	Play	CHI	MIN
MIN	1	Reveiz 29-yard field goal	0	3
CHI	2	Tillman 1-yard run (Butler kick)	7	3
CHI	2	Jennings 9-yard pass from Walsh (Butler kick)	14	3
MIN	2	Carter 4-yard pass from Moon (Two-pt failed)	14	9
CHI	3	Harris 29-yard run (Butler kick)	21	9
MIN	3	Reveiz 48-yard field goal	21	12
CHI	4	Graham 21-yard pass from Walsh (Butler kick)	28	12
MIN	4	Lee 11-yard pass from Moon (Two-pt failed)	28	18
CHI	4	Miniefield 48-yard fumble return (Butler kick)	35	18

FINAL INDIVIDUAL STATISTICS

Chicago Bears

RUSHING	NO	YDS	AVG	LG	TD
Harris	13	67	5.2	29t	1
Tillman	11	19	1.7	8	1
Walsh	5	5	1.0	5	0
Graham	1	3	3.0	3	0

RECEIVING	NO	YDS	AVG	LG	TD
Graham	4	108	27.0	52	1
Conway	4	56	14.0	23	0
Harris	3	20	6.7	8	0
Carter	1	16	16.0	16	0
Jennings	1	9	9.0	9t	1
Tillman	1	7	7.0	7	0
Green	1	5	5.0	5	0

INTERCEPTIONS	NO	YDS	AVG	LG	TD
Lincoln	1	12	12.0	12	0
Minter	1	7	7.0	7	0

PUNTING	NO	YDS	AVG	LG	IN20	TB
Gardocki	3	116	38.7	45	1	0

PUNT RETURNS	NO	YDS	AVG	LG	TD
Graham	1	1	1.0	1	0

KICKOFF RET.	NO	YDS	AVG	LG	TD
Lewis	2	47	23.5	28	0
Green	1	18	18.0	18	0

PASSING (CHI)	ATT	COMP	YDS	PCT	TD	INT	LG	SK/YDS
Walsh	23	15	221	65.2	2	1	52	1/7

PASSING (MIN)	ATT	COMP	YDS	PCT	TD	INT	LG	SK/YDS
Moon	52	29	292	55.8	2	2	38	2/11
Salisbury	9	4	59	44.4	0	0	18	0/0

Minnesota Vikings

RUSHING	NO	YDS	AVG	LG	TD
Allen	12	27	2.3	10	0
Graham	4	13	3.3	9	0
Moon	2	9	4.5	9	0
Smith	1	0	0.0	0	0

RECEIVING	NO	YDS	AVG	LG	TD
Lee	11	159	14.5	38	1
Carter	8	61	7.6	19	1
P. Jordan	4	35	8.8	16	0
Reed	3	39	13.0	18	0
Ismail	3	29	9.7	20	0
S. Jordan	2	16	8.0	11	0
Palmer	1	11	11.0	11	0
Allen	1	1	1.0	1	0

INTERCEPTIONS	NO	YDS	AVG	LG	TD
Parker	1	10	10.0	10	0

PUNTING	NO	YDS	AVG	LG	IN20	TB
Saxon	4	131	32.8	34	3	0

PUNT RETURNS	NO	YDS	AVG	LG	TD
Palmer	0	0	0.0	0	0

KICKOFF RET.	NO	YDS	AVG	LG	TD
Smith	6	132	22.0	58	0

TEAM STATISTICS	CHI	MIN
Total First Downs	18	22
By Rushing	5	3
By Passing	11	18
By Penalty	2	1
Third Down: Md/Att.	5/11	11/20
Third Down: Eff.	45%	55%
Total Net Yards	308	389
Total Offensive Plays	54	82
Average Per Play	5.7	4.7
Net Yards Rushing	94	49
Total Rushing Plays	30	19
Avg. Per Rush	3.1	2.6
Net Yards Passing	214	340
Sacked/Yards Lost	1/7	2/11
Gross Yards Passing	221	351
Att.-Comp.-Int.	23-15-1	61-33-2
Completion Pct.	65.2	54.1
Punts/Average	3/38.7	4/32.8
Penalties/Yards	6/30	11/85
Fumbles/Lost	1/1	3/2
Field Goals		29, 48
_ Denotes Converted Field Goal		

Chicago Bears Starting Lineups

WR	J. Graham	LE	T. Armstrong
LT	A. Heck	LT	C. Simpson
LG	T. Perry	RT	C. Zorich
C	J. Fontenot	RE	A. Spellman
RG	J. Leeuwenburg	WLB	J. Cain
RT	J. Williams	MLB	D. Jones
TE	M. Cook	SLB	V. Smith
WR	C. Conway	LCB	D. Woolford
QB	S. Walsh	RCB	M. Douglass
FB	R. Harris	SS	S. Gayle
RB	L. Tillman	FS	M. Carrier

Minnesota Vikings Starting Lineups

TE	S. Jordan	LE	R. Harris
TE	A. Jordan	LT	H. Thomas
LT	T. Steussie	RT	J. Randle
LG	R. McDaniel	RE	J. Harris
C	J. Christy	SLB	C. Jenkins
RG	B. Dafney	MLB	J. Del Rio
RT	C. Hinton	WLB	E. McDaniel
TE	J. Gerek	LCB	A. Parker
WR	C. Carter	RCB	D. Washington
QB	W. Moon	SS	T. Scott
RB	T. Allen	FS	V. Glenn

1994 NFC Divisional

San Francisco 49ers 44, Chicago Bears 15

January 7, 1995 Candlestick Park Attendance: 64,644 Weather: 60 degrees; wind S 17 mph

		1	2	3	4	Final
Chicago Bears		3	0	0	12	15
San Francisco 49ers		7	23	7	7	44

Team	Q	Play	CHI	SF
CHI	1	Butler 39-yard field goal	3	0
SF	1	Floyd 2-yard run (Brien kick)	3	7
SF	2	Jones 8-yard pass from Young (kick failed)	3	13
SF	2	Floyd 4-yard run (Brien kick)	3	20
SF	2	Brien 36-yard field goal	3	23
SF	2	Young 6-yard run (Brien kick)	3	30
SF	3	Floyd 1-yard run (Brien kick)	3	37
CHI	4	Flanigan 2-yard pass from Kramer (Two-pt failed)	9	37
SF	4	Walker 1-yard run (Brien kick)	9	44
CHI	4	Tillman 1-yard run (Two-pt failed)	15	44

TEAM STATISTICS	CHI	SF
Total First Downs	20	27
By Rushing	4	13
By Passing	13	11
By Penalty	3	3
Third Down: Md/Att.	8/16	4/9
Third Down: Eff.	50%	44%
Total Net Yards	247	330
Total Offensive Plays	69	64
Average Per Play	3.6	5.2
Net Yards Rushing	39	145
Total Rushing Plays	18	37
Avg. Per Rush	2.2	3.9
Net Yards Passing	208	185
Sacked/Yards Lost	4/31	1/5
Gross Yards Passing	239	190
Att.-Comp.-Int.	47-29-2	26-18-0
Completion Pct.	61.7	69.2
Punts/Average	4/36.8	2/38.5
Penalties/Yards	4/32	3/16
Fumbles/Lost	2/0	3/1
Field Goals	39	36

_ Denotes Converted Field Goal

Chicago Bears Starting Lineups

WR	J. Graham	LE	T. Armstrong
LT	A. Heck	LT	C. Simpson
LG	T. Perry	RT	C. Zorich
C	J. Fontenot	RE	A. Spellman
RG	J. Leeuwenburg	WLB	J. Cain
RT	J. Williams	MLB	D. Jones
TE	K. Jennings	SLB	V. Smith
WR	C. Conway	LCB	D. Woolford
QB	S. Walsh	RCB	J. Lincoln
FB	R. Harris	SS	S. Gayle
TE	R. Wetnight	FS	M. Carrier

San Francisco 49ers Starting Lineups

SE	J. Taylor	LE	D. Brown
LT	S. Wallace	LT	B. Young
LG	J. Sapolu	RT	D. Stubblefield
C	B. Oates	RE	R. Jackson
RG	D. Deese	LLB	L. Woodall
RT	H. Barton	MLB	G. Plummer
TE	B. Jones	RLB	K. Norton
FL	J. Rice	LCB	E. Davis
QB	S. Young	RCB	D. Sanders
RB	R. Watters	SS	T. McDonald
FB	W. Floyd	FS	M. Hanks

FINAL INDIVIDUAL STATISTICS

Chicago Bears

RUSHING	NO	YDS	AVG	LG	TD
Harris	8	26	3.3	11	0
Tillman	6	5	0.8	3	1
Green	2	8	4.0	5	0
Walsh	1	0	0.0	0	0
T. Carter	1	0	0.0	0	0

RECEIVING	NO	YDS	AVG	LG	TD
Green	5	43	8.6	22	0
Wetnight	5	39	7.8	19	0
Harris	5	24	4.8	10	0
Graham	4	33	8.3	13	0
Waddle	3	49	16.3	20	0
Conway	3	25	8.3	9	0
Jennings	2	20	10.0	14	0
Tillman	1	4	4.0	4	0
Flanigan	1	2	2.0	2t	1

INTERCEPTIONS	NO	YDS	AVG	LG	TD
None					

PUNTING	NO	YDS	AVG	LG	IN20	TB
Gardocki	4	147	36.8	50	0	0

PUNT RETURNS	NO	YDS	AVG	LG	TD
Graham	0	0	0.0	0	0

KICKOFF RET.	NO	YDS	AVG	LG	TD
Lewis	5	125	25.0	32	0
Green	1	12	12.0	12	0

PASSING (CHI)	ATT	COMP	YDS	PCT	TD	INT	LG	SK/YDS
Kramer	28	19	161	67.9	1	0	20	4/31
Walsh	19	10	78	52.6	0	2	22	0/0

PASSING (SF)	ATT	COMP	YDS	PCT	TD	INT	LG	SK/YDS
Young	22	16	143	72.3	1	0	18	1/5
Grbac	4	2	47	50.0	0	0	44	0/0

San Francisco 49ers

RUSHING	NO	YDS	AVG	LG	TD
Watters	11	55	5.0	15	0
Floyd	10	25	2.5	5	3
Young	5	32	6.4	7	1
Grbac	4	-5	-1.3	0	0
Carter	3	20	6.7	23	0
Walker	3	3	1.0	2	1
Taylor	1	15	15.0	15	0

RECEIVING	NO	YDS	AVG	LG	TD
Jones	5	26	5.2	11	1
Taylor	4	51	12.8	15	0
Rice	4	48	12.0	18	0
Watters	3	18	6.0	11	0
D. Carter	1	44	44.0	44	0
Popson	1	3	3.0	3	0

INTERCEPTIONS	NO	YDS	AVG	LG	TD
Hanks	1	31	31.0	31	0
Davis	1	0	0.0	0	0

PUNTING	NO	YDS	AVG	LG	IN20	TB
Wilmsmeyer	2	77	38.5	39	0	1

PUNT RETURNS	NO	YDS	AVG	LG	TD
D. Carter	2	6	3.0	6	0

KICKOFF RET.	NO	YDS	AVG	LG	TD
Walker	1	14	14.0	14	0
D. Carter	1	10	10.0	10	0



CHICAGO BEARS PLAYOFF SUMMARY

2001 NFC Divisional

Philadelphia Eagles 33, Chicago Bears 19

January 19, 2002

Soldier Field

Attendance: 66,944

Weather: 31 degrees; wind W 8 mph

	1	2	3	4	Final
Philadelphia Eagles	6	7	7	13	33
Chicago Bears	0	7	7	5	19

Team	Q	Play	PHI	CHI
PHI	1	Akers 34-yard field goal	3	0
PHI	1	Akers 23-yard field goal	6	0
CHI	2	Merritt 47-yard run (Edinger kick)	6	7
PHI	2	Martin 13-yard pass from McNabb (Akers kick)	13	7
CHI	3	Azumah 39-yard interception return (Edinger kick)	13	14
PHI	3	Staley 6-yard pass from McNabb (Akers kick)	20	14
CHI	4	Edinger 38-yard field goal	20	17
PHI	4	Akers 40-yard field goal	23	17
PHI	4	Akers 46-yard field goal	26	17
PHI	4	McNabb 5-yard run (Akers kick)	33	17
CHI	4	Safety, Landeta QB in end zone	33	19

FINAL INDIVIDUAL STATISTICS

Chicago Bears

RUSHING	NO	YDS	AVG	LG	TD
Thomas	15	36	2.4	6	0
Johnson	3	7	2.3	3	0
Allen	2	7	3.5	4	0
Merritt	1	47	47.0	47t	1
White	1	15	15.0	15	0
Matthews	1	-1	-1.0	-1	0

RECEIVING

White	4	30	7.5	12	0
Booker	2	18	9.0	14	0
Terrell	2	18	9.0	11	0
Thomas	1	11	11.0	11	0
Allen	1	9	9.0	9	0
Baxter	1	3	3.0	3	0

INTERCEPTIONS

Azumah	1	39	39.0	39t	1
--------	---	----	------	-----	---

PUNTING

Maynard	5	191	38.2	54	1	0
---------	---	-----	------	----	---	---

PUNT RETURNS

McQuarters	1	10	10.0	10	0
Johnson	1	3	3.0	3	0

KICKOFF RET.

Denson	6	120	20.0	24	0
Johnson	2	60	30.0	32	0

PASSING (CHI)

Matthews	17	8	66	47.1	0	2	12	1/9	17.9
Miller	5	3	23	60.0	0	1	14	1/7	31.7

PASSING (PHI)

McNabb	40	26	262	65.0	2	1	43	2/13	89.8
--------	----	----	-----	------	---	---	----	------	------

Philadelphia Eagles

RUSHING	NO	YDS	AVG	LG	TD
Staley	18	66	3.7	13	0
McNabb	8	37	4.6	14	1
Buckhalter	3	5	1.7	2	0
Reader	1	-1	-1.0	-1	0
Landeta	1	-20	-20.0	-20	0

RECEIVING

Staley	7	54	7.7	14	1
Thrash	5	73	14.6	43	0
Lewis	3	32	10.7	14	0
Martin	3	18	6.0	13t	1
Thomason	2	39	19.5	30	0
Pinkston	2	19	9.5	13	0
Mitchell	2	14	7.0	8	0
Buckhalter	2	13	6.5	9	0

INTERCEPTIONS

Moore	1	18	18.0	18	0
Cook	1	15	15.0	15	0
Emmons	1	0	0.0	0	0

PUNTING

NO	YDS	AVG	LG	IN20	TB	
Landeta	4	166	41.5	49	1	0

PUNT RETURNS

Mitchell	2	27	13.5	15	0
----------	---	----	------	----	---

KICKOFF RET.

Mitchell	4	84	21.0	30	0
----------	---	----	------	----	---

TEAM STATISTICS

	CHI	PHI
Total First Downs	10	19
By Rushing	6	6
By Passing	2	13
By Penalty	2	0
Third Down: Md/Att.	5/14	4/15
Third Down: Eff.	36%	27%
Total Net Yards	184	336
Total Offensive Plays	47	73
Average Per Play	3.9	4.6
Net Yards Rushing	111	87
Total Rushing Plays	23	31
Avg. Per Rush	4.8	2.8
Net Yards Passing	73	249
Sacked/Yards Lost	2/16	2/13
Gross Yards Passing	89	262
Att.-Comp.-Int.	22-11-3	40-26-1
Completion Pct.	50.0	65.0
Punts/Average	5/38.2	4/41.5
Penalties/Yards	1/5	6/60
Fumbles/Lost	1/1	0/0
Field Goals	38	34, 23, 40, 46

- Denotes Converted Field Goal

Chicago Bears Starting Lineups

WR	D. Terrell	LE	B. Robinson
LT	B. Brockermeyer	LT	T. Washington
LG	R. Tucker	RT	K. Traylor
C	O. Kreutz	RE	P. Daniels
RG	C. Villarrial	WLB	W. Holdman
RT	J. Williams	MLB	B. Urlacher
TE	F. Baxter	SLB	R. Colvin
WR	M. Booker	LCB	R. McQuarters
QB	J. Miller	RCB	W. Harris
RB	A. Thomas	SS	T. Parrish
TE	J. Davis	FS	M. Brown

Philadelphia Eagles Starting Lineups

WR	T. Pinkston	LE	B. Whiting
LT	Tr. Thomas	LT	C. Simon
LG	J. Welbourn	RT	P. Grasmanis
C	H. Fraley	RE	H. Douglas
RG	J. Mayberry	WLB	M. Caldwell
RT	J. Runyan	MLB	J. Trotter
TE	C. Lewis	SLB	C. Emmons
WR	J. Thrash	LCB	T. Vincent
QB	D. McNabb	RCB	B. Taylor
RB	D. Staley	FS	B. Dawkins
FB	C. Martin	SS	D. Moore

2005 NFC Divisional

Carolina Panthers 29, Chicago Bears 21

January 15, 2006 Soldier Field Attendance: 62,209 Weather: 40 degrees; wind SE 15 mph

		1	2	3	4	Final
Carolina Panthers		7	9	7	6	29
Chicago Bears		0	7	7	7	21

Team	Q	Play	CAR	CHI
CAR	1	Smith 58-yard pass from Delhomme (Kasay kick)	7	0
CAR	2	Kasay 20-yard field goal	10	0
CAR	2	Kasay 38-yard field goal	13	0
CHI	2	Peterson 1-yard run (Gould kick)	13	7
CAR	2	Kasay 37-yard field goal	16	7
CHI	3	Clark 1-yard pass from Grossman (Gould kick)	16	14
CAR	3	Smith 39-yard pass from Delhomme (Kasay kick)	23	14
CHI	4	McKie 3-yard run (Gould kick)	23	21
CAR	4	Mangum 1-yard pass from Delhomme (kick failed)	29	21

TEAM STATISTICS	CAR	CHI
Total First Downs	21	23
By Rushing	6	6
By Passing	14	11
By Penalty	1	6
Third Down: Md/Att.	5/12	3/13
Third Down: Eff.	42%	23%
Total Net Yards	434	282
Total Offensive Plays	65	69
Average Per Play	6.7	4.1
Net Yards Rushing	123	97
Total Rushing Plays	31	27
Avg. Per Rush	4.0	3.6
Net Yards Passing	311	185
Sacked/Yards Lost	1/8	1/7
Gross Yards Passing	319	192
Att.-Comp.-Int.	33-24-1	41-17-1
Completion Pct.	72.7	41.5
Punts/Average	5/41.2	7/35.1
Penalties/Yards	9/50	4/19
Fumbles/Lost	3/0	0/0

Field Goals 20, 38, 37
_ Denotes Converted Field Goal

Chicago Bears Starting Lineups

WR	M. Muhammad	LE	A. Ogunleye
LT	J. Tait	LT	T. Harris
LG	R. Brown	RT	I. Scott
C	O. Kreutz	RE	A. Brown
RG	R. Garza	WLB	L. Briggs
RT	F. Miller	MLB	B. Urlacher
TE	D. Clark	SLB	H. Hillenmeyer
WR	J. Gage	LCB	C. Tillman
QB	R. Grossman	RCB	N. Vasher
RB	T. Jones	SS	M. Brown
TE	J. McKie	FS	C. Harris

Carolina Panthers Starting Lineups

WR	S. Smith	LE	J. Peppers
LT	T. Wharton	LT	B. Buckner
LG	M. Wahle	RT	J. Carstens
C	J. Mitchell	RE	M. Rucker
RG	T. Reyes	WLB	W. Witherspoon
RT	J. Gross	MLB	D. Morgan
WR	M. Gaines	SLB	B. Short
WR	K. Colbert	LCB	C. Gamble
QB	J. Delhomme	RCB	K. Lucas
RB	D. Foster	SS	M. McCree
FB	B. Hoover	FS	M. Minter

FINAL INDIVIDUAL STATISTICS

Chicago Bears

RUSHING	NO	YDS	AVG	LG	TD
Jones	20	80	4.0	24	0
Peterson	5	9	1.8	5	1
Grossman	1	5	5.0	5	0
McKie	1	3	3.0	3t	1

RECEIVING	NO	YDS	AVG	LG	TD
Berrian	5	68	13.6	17	0
Muhammad	3	58	19.3	24	0
Jones	3	30	10.0	27	0
Gage	3	28	9.3	24	0
Clark	2	5	2.5	4	1
Peterson	1	3	3.0	3	0

INTERCEPTIONS	NO	YDS	AVG	LG	TD
Urlacher	1	20	20.0	20	0

PUNTING	NO	YDS	AVG	LG	IN20	TB
Maynard	7	246	35.1	54	0	0

PUNT RETURNS	NO	YDS	AVG	LG	TD
Vasher	2	1	0.5	6	0

KICKOFF RET.	NO	YDS	AVG	LG	TD
Davis	5	115	23.0	31	0
Peterson	1	17	17.0	17	0

PASSING (CHI)	ATT	COMP	YDS	PCT	TD	INT	LG	SK/YDS	RATING
Grossman	41	17	192	41.5	1	1	27	1/7	54.1

PASSING (CAR)	ATT	COMP	YDS	PCT	TD	INT	LG	SK/YDS	RATING
Delhomme	33	24	319	72.7	3	1	58t	1/8	120.6

Carolina Panthers

RUSHING	NO	YDS	AVG	LG	TD
Foster	16	54	3.4	17	0
Goings	10	34	3.4	10	0
Smith	3	26	8.7	22	0
Delhomme	2	9	4.5	9	0

RECEIVING	NO	YDS	AVG	LG	TD
Smith	12	218	18.2	58t	2
Proehl	3	28	9.3	11	0
Carter	2	43	21.5	29	0
Hoover	2	13	6.5	7	0
Goings	1	14	14.0	14	0
Colbert	1	9	9.0	9	0
Foster	1	3	3.0	3	0
Mangum	1	1	1.0	1t	1
Robertson	1	-10	-10.0	-10	0

INTERCEPTIONS	NO	YDS	AVG	LG	TD
Lucas	1	1	1.0	1	0

PUNTING	NO	YDS	AVG	LG	IN20	TB
Baker	5	206	41.2	47	3	1

PUNT RETURNS	NO	YDS	AVG	LG	TD
Smith	2	-1	-0.5	0	0

KICKOFF RET.	NO	YDS	AVG	LG	TD
Robertson	4	100	25.0	34	0



CHICAGO BEARS PLAYOFF SUMMARY

2006 NFC Divisional

Chicago Bears 27, Seattle Seahawks 24 ot

January 14, 2007

Soldier Field

Attendance: 62,184

Weather: 32 degrees; wind N 8 mph

	1	2	3	4	OT	Final
Seattle Seahawks	0	14	10	0	0	24
Chicago Bears	7	14	0	3	3	27

Team	Q	Play	SEA	CHI
CHI	1	Jones 9-yard run (Gould kick)	0	7
SEA	2	Burleson 16-yard pass from Hasselbeck (Brown kick)	7	7
CHI	2	Berrian 68-yard pass from Grossman (Gould kick)	7	14
SEA	2	Alexander 4-yard run (Brown kick)	14	14
CHI	2	Jones 7-yard run (Gould kick)	14	21
SEA	3	Brown 40-yard field goal	17	21
SEA	3	Alexander 13-yard run (Brown kick)	24	21
CHI	4	Gould 41-yard field goal	24	24
CHI	5	Gould 49-yard field goal	24	27

FINAL INDIVIDUAL STATISTICS

Chicago Bears

RUSHING	NO	YDS	AVG	LG	TD
Jones	21	66	3.1	9	2
Benson	12	45	3.8	12	0
Davis	1	9	9.0	9	0

RECEIVING	NO	YDS	AVG	LG	TD
Berrian	5	105	21.0	68t	1
Davis	4	84	21.0	37	0
Muhammad	3	38	12.7	21	0
Benson	3	24	8.0	11	0
Jones	2	6	3.0	3	0
Clark	1	13	13.0	13	0
Bradley	1	5	5.0	5	0
Reid	1	5	5.0	5	0
McKie	1	2	2.0	2	0

INTERCEPTIONS	NO	YDS	AVG	LG	TD
R. Manning	1	6	6.0	6	0

PUNTING	NO	YDS	AVG	LG	IN20	TB
Maynard	6	242	40.3	51	1	1

PUNT RETURNS	NO	YDS	AVG	LG	TD
Hester	3	5	1.7	5	0

KICKOFF RET.	NO	YDS	AVG	LG	TD
Hester	3	53	17.7	20	0
Reid	1	20	20.0	20	0

PASSING (CHI)	ATT	COMP	YDS	PCT	TD	INT	LG	SK/YDS	RATING
Grossman	38	21	282	55.2	1	1	68t	3/31	76.9

PASSING (SEA)	ATT	COMP	YDS	PCT	TD	INT	LG	SK/YDS	RATING
Hasselbeck	33	18	195	54.5	1	1	24	3/16	69.6

Seattle Seahawks

RUSHING	NO	YDS	AVG	LG	TD
Alexander	26	108	4.2	13t	2
Morris	4	11	2.8	6	0
Hasselbeck	1	8	8.0	8	0

RECEIVING	NO	YDS	AVG	LG	TD
Jackson	4	49	12.3	24	0
Branch	4	48	12.0	22	0
Engram	3	32	10.7	16	0
Heller	3	20	6.7	10	0
Stevens	2	18	9.0	10	0
Burleson	1	16	16.0	16t	1
Alexander	1	12	12.0	0	0

INTERCEPTIONS	NO	YDS	AVG	LG	TD
Hunter	1	16	16.0	16	0

PUNTING	NO	YDS	AVG	LG	IN20	TB
Plackemeier	6	218	36.3	56	2	0

PUNT RETURNS	NO	YDS	AVG	LG	TD
Burleson	3	2	0.7	2	0

KICKOFF RET.	NO	YDS	AVG	LG	TD
Burleson	6	166	27.7	41	0

TEAM STATISTICS	SEA	CHI
Total First Downs	18	21
By Rushing	12	8
By Passing	6	10
By Penalty	0	3
Third Down: Md/Att.	5/15	8/20
Third Down: Eff.	33%	40%
Total Net Yards	306	371
Total Offensive Plays	67	75
Average Per Play	4.6	4.9
Net Yards Rushing	127	120
Total Rushing Plays	31	34
Avg. Per Rush	4.1	3.5
Net Yards Passing	179	251
Sacked/Yards Lost	3/16	3/31
Gross Yards Passing	195	282
Att.-Comp.-Int.	33-18-1	38-21-1
Completion Pct.	54.5	55.2
Punts/Average	6/36.3	6/40.3
Penalties/Yards	4/16	5/40
Fumbles/Lost	0/0	4/1
Field Goals	40	41, 49

- Denotes Converted Field Goal

Chicago Bears Starting Lineups

WR	M. Muhammad	LE	A. Ogunleye
LT	J. Tait	LT	Ta. Johnson
LG	R. Brown	RT	I. Scott
C	O. Kreutz	RE	A. Brown
RG	R. Garza	WLB	L. Briggs
RT	F. Miller	MLB	B. Urlacher
TE	D. Clark	SLB	H. Hillenmeyer
WR	B. Berrian	LCB	C. Tillman
QB	R. Grossman	RCB	N. Vasher
RB	T. Jones	SS	C. Harris
FB	J. McKie	FS	D. Manning

Seattle Seahawks Starting Lineups

WR	D. Branch	LE	B. Fisher
LT	W. Jones	LT	C. Darby
LG	R. Sims	RT	R. Bernard
C	C. Spencer	RE	G. Wistrom
RG	C. Gray	WLB	L. Hill
RT	S. Locklear	MLB	L. Tatupu
TE	J. Stevens	SLB	J. Peterson
TE	W. Heller	LCB	J. Babineaux
WR	D. Jackson	RCB	K. Jennings
QB	M. Hasselbeck	SS	M. Boulware
RB	S. Alexander	FS	K. Hamlin

2006 NFC Championship

Chicago Bears 39, New Orleans Saints 14

January 21, 2007 Soldier Field Attendance: 61,817 Weather: 28 degrees; wind E 10 mph

		1	2	3	4	Final
New Orleans Saints		0	7	7	0	14
Chicago Bears		3	13	2	21	39

Team	Q	Play	NO	CHI
CHI	1	Gould 19-yard field goal	0	3
CHI	2	Gould 43-yard field goal	0	6
CHI	2	Gould 24-yard field goal	0	9
CHI	2	Jones 2-yard run (Gould kick)	0	16
NO	2	Colston 13-yard pass from Brees (Carney kick)	7	16
NO	3	Bush 88-yard pass from Brees (Carney kick)	14	16
CHI	3	Penalty of Brees enforced in end zone for safety	14	18
CHI	4	Berrian 33-yard pass from Grossman (Gould kick)	14	25
CHI	4	Benson 12-yard run (Gould kick)	14	32
CHI	4	Jones 15-yard run (Gould kick)	14	39

FINAL INDIVIDUAL STATISTICS

Chicago Bears

RUSHING	NO	YDS	AVG	LG	TD
Jones	19	123	6.5	33	2
Benson	24	60	2.5	12t	1
Davis	1	16	16.0	16	0
Grossman	2	-3	-1.5	-1	0

RECEIVING	NO	YDS	AVG	LG	TD
Berrian	5	85	17.0	33t	1
McKie	3	6	2.0	4	0
Clark	1	30	30.0	30	0
Muhammad	1	20	20.0	20	0
Gilmore	1	3	3.0	3	0

INTERCEPTIONS	NO	YDS	AVG	LG	TD
Vasher	1	0	0.0	0	0

PUNTING	NO	YDS	AVG	LG	IN20	TB
Maynard	7	332	47.4	66	4	1

PUNT RETURNS	NO	YDS	AVG	LG	TD
Hester	2	24	12.0	14	0

KICKOFF RET.	NO	YDS	AVG	LG	TD
Hester	3	39	13.0	19	0

PASSING (CHI)	ATT	COMP	YDS	PCT	TD	INT	LG	SK/YDS	RATING
Grossman	26	11	144	42.3	1	0	33t	0/0	73.2

PASSING (NO)	ATT	COMP	YDS	PCT	TD	INT	LG	SK/YDS	RATING
Brees	49	27	354	55.1	2	1	88t	3/35	83.2

New Orleans Saints

RUSHING	NO	YDS	AVG	LG	TD
Bush	4	19	4.8	12	0
McAllister	6	18	3.0	6	0
Karney	1	11	11.0	11	0
Brees	1	8	8.0	8	0

RECEIVING	NO	YDS	AVG	LG	TD
Bush	7	132	18.9	88t	1
Colston	5	63	12.6	29	1
Miller	4	31	7.8	12	0
Copper	3	29	9.7	14	0
McAllister	3	27	9.0	15	0
Henderson	2	57	28.5	40	0
Campbell	2	6	3.0	5	0
Karney	1	9	9.0	9	0

INTERCEPTIONS	NO	YDS	AVG	LG	TD
None					

PUNTING	NO	YDS	AVG	LG	IN20	TB
Weatherford	5	194	38.8	45	1	1

PUNT RETURNS	NO	YDS	AVG	LG	TD
Bush	3	10	3.3	8	0
Lewis	1	5	5.0	5	0

KICKOFF RET.	NO	YDS	AVG	LG	TD
Lewis	7	132	18.9	25	0

TEAM STATISTICS	NO	CHI
Total First Downs	15	18
By Rushing	3	12
By Passing	12	6
By Penalty	0	0
Third Down: Md/Att.	5/13	3/16
Third Down: Eff.	38%	19%
Total Net Yards	375	340
Total Offensive Plays	64	72
Average Per Play	5.9	4.7
Net Yards Rushing	56	196
Total Rushing Plays	12	46
Avg. Per Rush	4.7	4.3
Net Yards Passing	319	144
Sacked/Yards Lost	3/35	0/0
Gross Yards Passing	354	144
Att.-Comp.-Int.	49-27-1	26-11-0
Completion Pct.	55.1	42.3
Punts/Average	5/38.8	7/47.4
Penalties/Yards	7/47	1/5
Fumbles/Lost	4/3	1/0
Field Goals	47	19, 43,
- Denotes Converted Field Goal		

Chicago Bears Starting Lineups

WR	M. Muhammad	LE	A. Ogunleye
LT	J. Tait	LT	Ta. Johnson
LG	R. Brown	RT	I. Scott
C	O. Kreutz	RE	A. Brown
RG	R. Garza	WLB	L. Briggs
RT	F. Miller	MLB	B. Urlacher
TE	D. Clark	DB	R. Manning
WR	B. Berrian	LCB	C. Tillman
QB	R. Grossman	RCB	N. Vasher
RB	T. Jones	SS	C. Harris
FB	J. McKie	FS	D. Manning

New Orleans Saints Starting Lineups

WR	M. Colston	LE	C. Grant
LT	J. Brown	LT	H. Thomas
LG	J. Nesbitt	RT	B. Young
C	J. Faine	RE	W. Smith
RG	J. Evans	WLB	S. Shanle
RT	J. Stinchcomb	MLB	M. Simoneau
TE	M. Campbell	SLB	S. Fujita
WR	T. Copper	LCB	M. McKenzie
QB	D. Brees	RCB	F. Thomas
RB	D. McAllister	SS	J. Bellamy
RB	R. Bush	FS	J. Bullocks



CHICAGO BEARS PLAYOFF SUMMARY

Super Bowl XLI

Indianapolis Colts 29, Chicago Bears 17

February 4, 2007

Dolphin Stadium

Attendance: 74,512

Weather: 67 degrees; wind N 10 mph, rain

	1	2	3	4	Final
Indianapolis Colts	6	10	6	7	29
Chicago Bears	14	0	3	0	17

Team	Q	Play	IND	CHI
CHI	1	Hester 92-yard kickoff return (Gould kick)	0	7
IND	1	Wayne 53-yard pass from Manning (kick aborted)	6	7
CHI	1	Muhammad 4-yard pass from Grossman (Gould kick)	6	14
IND	2	Vinatieri 29-yard field goal	9	14
IND	2	Rhodes 1-yard run (Vinatieri kick)	16	14
IND	3	Vinatieri 24-yard field goal	19	14
IND	3	Vinatieri 20-yard field goal	22	14
CHI	3	Gould 44-yard field goal	22	17
IND	4	Hayden 56-yard interception return (Vinatieri kick)	29	17

FINAL INDIVIDUAL STATISTICS

Chicago Bears

RUSHING	NO	YDS	AVG	LG	TD
Jones	15	112	7.5	52	0
Grossman	2	0	0.0	0	0
Benson	2	-1	-0.5	4	0

RECEIVING	NO	YDS	AVG	LG	TD
Clark	6	64	10.7	18	0
Berrian	4	38	9.5	14	0
Jones	4	18	4.5	14	0
Muhammad	3	35	11.7	22	1
McKie	2	8	4.0	4	0
Davis	1	2	2.0	2	0

INTERCEPTIONS	NO	YDS	AVG	LG	TD
C. Harris	1	6	6.0	6	0

PUNTING	NO	YDS	AVG	LG	IN20	TB
Maynard	5	226	45.2	58	0	1

PUNT RETURNS	NO	YDS	AVG	LG	TD
Hester	1	3	3.0	3	0

KICKOFF RET.	NO	YDS	AVG	LG	TD
Gilmore	2	12	6.0	9	0
Hester	1	92	92.0	92t	1
Davis	1	15	15.0	15	0
Peterson	1	10	10.0	10	0
Reid	1	9	9.0	9	0

PASSING (CHI)	ATT	COMP	YDS	PCT	TD	INT	LG	SK/YDS	RATING
Grossman	28	20	165	71.4	1	2	22	1/11	68.3

PASSING (IND)	ATT	COMP	YDS	PCT	TD	INT	LG	SK/YDS	RATING
Manning	38	25	247	65.7	1	1	53t	1/8	81.8

Indianapolis Colts

RUSHING	NO	YDS	AVG	LG	TD
Rhodes	21	113	5.4	36	1
Addai	19	77	4.1	14	0
Clark	1	1	1.0	1	0
Manning	1	0	0.0	0	0

RECEIVING	NO	YDS	AVG	LG	TD
Addai	10	66	6.6	12	0
Harrison	5	59	11.8	22	0
Clark	4	36	9.0	17	0
Wayne	2	61	30.5	53t	1
Fletcher	2	9	4.5	6	0
Rhodes	1	8	8.0	8	0
Utecht	1	8	8.0	8	0

INTERCEPTIONS	NO	YDS	AVG	LG	TD
Hayden	1	56	56.0	56t	1
Sanders	1	38	38.0	38	0

PUNTING	NO	YDS	AVG	LG	IN20	TB
Smith	4	162	40.5	50	2	1

PUNT RETURNS	NO	YDS	AVG	LG	TD
Wilkins	3	42	14.0	18	0

KICKOFF RET.	NO	YDS	AVG	LG	TD
Wilkins	4	89	22.3	28	0

TEAM STATISTICS	IND	CHI
Total First Downs	24	11
By Rushing	12	3
By Passing	11	8
By Penalty	1	0
Third Down: Md/Att.	8/18	3/10
Third Down: Eff.	44%	30%
Total Net Yards	430	265
Total Offensive Plays	81	48
Average Per Play	5.3	5.5
Net Yards Rushing	191	111
Total Rushing Plays	42	19
Avg. Per Rush	4.5	5.8
Net Yards Passing	239	154
Sacked/Yards Lost	1/8	1/11
Gross Yards Passing	247	165
Att.-Comp.-Int.	38-25-1	28-20-2
Completion Pct.	65.7	71.4
Punts/Average	4/40.5	5/45.2
Penalties/Yards	6/40	4/35
Fumbles/Lost	2/2	4/3
Field Goals	29, 36,	44
	24, 20	

_ Denotes Converted Field Goal

Chicago Bears Starting Lineups

WR	M. Muhammad	LE	A. Ogunleye
LT	J. Tait	LT	Ta. Johnson
LG	R. Brown	RT	I. Scott
C	O. Kreutz	RE	A. Brown
RG	R. Garza	WLB	L. Briggs
RT	F. Miller	MLB	B. Urlacher
TE	D. Clark	SLB	H. Hillenmeyer
WR	B. Berrian	LCB	C. Tillman
QB	R. Grossman	RCB	N. Vasher
RB	T. Jones	SS	C. Harris
FB	J. McKie	FS	D. Manning

Indianapolis Colts Starting Lineups

WR	R. Wayne	LE	R. Mathis
LT	T. Glenn	LT	A. McFarland
LG	R. Lilja	RT	R. Brock
C	J. Saturday	RE	D. Freeney
RG	J. Scott	WLB	C. June
RT	R. Diem	MLB	G. Brackett
TE	D. Clark	SLB	R. Morris
WR	M. Harrison	LCB	N. Harper
QB	P. Manning	RCB	J. David
RB	J. Addai	SS	A. Bethea
HB	B. Utecht	FS	B. Sanders

2010 NFC Divisional

Chicago Bears 35, Seattle Seahawks 24

January 16, 2011

Soldier Field

Attendance: 62,265

Weather: 24 degrees; wind WNW 4 mph

	1	2	3	4	Final
Seattle Seahawks	0	0	3	21	24
Chicago Bears	14	7	7	7	35

Team	Q	Play	SEA	CHI
CHI	1	Olsen 58-yard pass from Cutler (Gould kick)	0	7
CHI	1	Taylor 1-yard run (Gould kick)	0	14
CHI	2	Cutler 6-yard run (Gould kick)	0	21
CHI	3	Cutler 9-yard run (Gould kick)	0	28
SEA	3	Mare 30-yard field goal	3	28
SEA	4	Williams 2-yard pass from Hasselbeck (Mare kick)	10	28
CHI	4	K. Davis 39-yard pass from Cutler (Gould kick)	10	35
SEA	4	Williams 3-yard pass from Hasselbeck (Mare kick)	17	35
SEA	4	Stokley 9-yard pass from Hasselbeck (Mare kick)	24	35

FINAL INDIVIDUAL STATISTICS

Chicago Bears						Seattle Seahawks							
RUSHING	NO	YDS	AVG	LG	TD	RUSHING	NO	YDS	AVG	LG	TD		
Forté	25	80	3.2	11	0	Tate	1	13	13.0	13	0		
Taylor	11	44	4.0	11	1	Forsett	4	9	2.3	8	0		
Cutler	8	43	5.4	21	2	Washington	1	9	9.0	9	0		
Bennett	1	9	9.0	9	0	Lynch	4	2	0.5	4	0		
						Robinson	1	1	1.0	1	0		
						Hasselbeck	1	0	0.0	0	0		
RECEIVING	NO	YDS	AVG	LG	TD	RECEIVING	NO	YDS	AVG	LG	TD		
Knox	4	48	12.0	18	0	Stokley	8	85	10.6	21	1		
Olsen	3	113	37.7	58t	1	Obomanu	4	68	17.0	46	0		
Forté	3	54	18.0	26	0	Williams	4	15	3.8	7	2		
K. Davis	2	42	21.0	39t	1	Morrah	3	25	8.3	10	0		
Hester	2	4	2.0	6	0	Forsett	3	25	8.3	16	0		
Bennett	1	13	13.0	13	0	Carlson	1	14	14.0	14	0		
						Martin	1	13	13.0	13	0		
						Washington	1	10	10.0	10	0		
						Robinson	1	3	3.0	3	0		
INTERCEPTIONS	NO	YDS	AVG	LG	TD	INTERCEPTIONS	NO	YDS	AVG	LG	TD		
None						Curry	1	23	23.0	23	0		
PUNTING	NO	YDS	AVG	LG	IN20	TB	PUNTING	NO	YDS	AVG	LG	IN20	TB
Maynard	5	195	39.0	47	3	0	Ryan	9	315	35.0	42	1	0
PUNT RETURNS	NO	YDS	AVG	LG	TD	PUNT RETURNS	NO	YDS	AVG	LG	TD		
Hester	2	30	15.0	26	0	Tate	1	11	11.0	11	0		
KICKOFF RET.	NO	YDS	AVG	LG	TD	KICKOFF RET.	NO	YDS	AVG	LG	TD		
Manning	1	18	18.0	18	0	Washington	5	143	28.6	62	0		
Hester	1	6	6.0	6	0								
Knox	1	0	0.0	0	0								
PASSING (CHI)	ATT	COMP	YDS	PCT	TD	INT	LG	SK/YDS	RATING				
Cutler	28	15	274	53.6	2	0	58t	3/13	111.3				
Forté	1	0	0	0.0	0	1	0	0/0	0.0				
PASSING (SEA)	ATT	COMP	YDS	PCT	TD	INT	LG	SK/YDS	RATING				
Hasselbeck	46	26	258	56.5	3	0	46	2/16	94.3				

TEAM STATISTICS	SEA	CHI
Total First Downs	18	21
By Rushing	1	11
By Passing	14	10
By Penalty	3	0
Third Down: Md/Att.	3/14	10/18
Third Down: Eff.	21%	56%
Total Net Yards	276	437
Total Offensive Plays	60	77
Average Per Play	4.6	5.7
Net Yards Rushing	34	176
Total Rushing Plays	12	45
Avg. Per Rush	2.8	3.9
Net Yards Passing	242	261
Sacked/Yards Lost	2/16	3/13
Gross Yards Passing	258	274
Att.-Comp.-Int.	46-26-0	29-15-1
Completion Pct.	56.5	51.7
Punts/Average	9/35.0	5/39.0
Penalties/Yards	3/20	8/71
Fumbles/Lost	1/0	2/0
Field Goals	30	
- Denotes Converted Field Goal		

Chicago Bears Starting Lineups			
WR J. Knox	LE I. Idonije		
LT F. Omiyale	DT T. Harris		
LG C. Williams	NT A. Adams		
C O. Kreutz	RE J. Peppers		
RG R. Garza	WLB L. Briggs		
RT J. Webb	MLB B. Urlacher		
TE G. Olsen	LCB T. Jennings		
WR D. Hester	RCB C. Tillman		
QB J. Cutler	SS D. Manning		
RB M. Forté	FS C. Harris		
FB B. Manumaleuna	N D. Moore		

Seattle Seahawks Starting Lineups			
WR B. Obomanu	LE C. Clemons		
LT R. Okung	LT B. Mebane		
LG T. Polumbus	RT C. Cole		
C C. Spencer	RE K. Balmer		
RG M. Gibson	OLB D. Hawthorne		
RT S. Locklear	MLB L. Tatupu		
WR B. Stokley	OLB A. Curry		
WR M. Williams	LCB M. Trufant		
QB M. Hasselbeck	RCB K. Jennings		
RB L. Washington	SS L. Milloy		
RB J. Forsett	FS E. Thomas		



CHICAGO BEARS PLAYOFF SUMMARY

2010 NFC Championship

Green Bay Packers 21, Chicago Bears 14

January 23, 2011

Soldier Field

Attendance: 62,377

Weather: 20 degrees; wind SE 14 mph

	1	2	3	4	Final
Green Bay Packers	7	7	0	7	21
Chicago Bears	0	0	0	14	14

Team	Q	Play	GB	CHI
GB	1	Rodgers 1-yard run (Crosby kick)	7	0
GB	2	Stark 4-yard run (Crosby kick)	14	0
CHI	4	Taylor 1-yard run (Gould kick)	14	7
GB	4	Raji 18-yard interception return (Crosby kick)	21	7
CHI	4	Bennett 35-yard pass from Hanie (Gould kick)	21	14

FINAL INDIVIDUAL STATISTICS

Chicago Bears

RUSHING	NO	YDS	AVG	LG	TD
Forté	17	70	4.1	14	0
Cutler	2	10	5.0	9	0
Hanie	1	3	3.0	3	0
Taylor	3	2	0.7	4	1
Bennett	1	-2	-2.0	-2	0

RECEIVING	NO	YDS	AVG	LG	TD
Forté	10	90	9.0	24	0
Bennett	3	45	15.0	35t	1
Olsen	3	30	10.0	13	0
Knox	2	56	28.0	32	0
Taylor	1	12	12.0	12	0

INTERCEPTIONS	NO	YDS	AVG	LG	TD
Urlacher	1	39	39.0	39	0
Briggs	1	4	4.0	4	0

PUNTING	NO	YDS	AVG	LG	IN20	TB
Maynard	9	334	37.1	48	2	1

PUNT RETURNS	NO	YDS	AVG	LG	TD
Hester	3	16	5.3	11	0
Bennett	1	22	22.0	22	0

KICKOFF RET.	NO	YDS	AVG	LG	TD
Hester	1	24	24.0	24	0
R. Davis	1	16	16.0	16	0
Manning	1	15	15.0	15	0
K. Davis	1	8	8.0	8	0

PASSING (CHI)	ATT	COMP	YDS	PCT	TD	INT	LG	SK/YDS	RATING
Hanie	20	13	153	65.0	1	2	35t	0/0	65.2
Cutler	14	6	80	42.8	0	1	24	2/15	31.8
Collins	4	0	0	0.0	0	0	0	0/0	39.6

PASSING (GB)	ATT	COMP	YDS	PCT	TD	INT	LG	SK/YDS	RATING
Rodgers	30	17	244	56.6	0	2	26	1/8	55.4

Green Bay Packers

RUSHING	NO	YDS	AVG	LG	TD
Starks	22	74	3.4	16	1
Rodgers	7	39	5.6	25	1
Jackson	2	5	2.5	10	0
Kuhn	1	2	2.0	2	0

RECEIVING	NO	YDS	AVG	LG	TD
Jennings	8	130	16.3	26	0
Nelson	4	67	16.8	22	0
Jackson	1	16	16.0	16	0
Jones	1	10	10.0	10	0
Driver	1	9	9.0	9	0
Kuhn	1	6	6.0	6	0
Starks	1	6	6.0	6	0

INTERCEPTIONS	NO	YDS	AVG	LG	TD
Shields	2	40	20.0	32	0
Raji	1	18	18.0	18t	1

PUNTING	NO	YDS	AVG	LG	IN20	TB
Masthay	8	334	41.8	65	5	1

PUNT RETURNS	NO	YDS	AVG	LG	TD
Williams	3	13	4.3	11	0

KICKOFF RET.	NO	YDS	AVG	LG	TD
Starks	2	30	15.0	18	0
Woodson	1	14	14.0	14	0

TEAM STATISTICS	GB	CHI
Total First Downs	23	17
By Rushing	9	5
By Passing	11	11
By Penalty	3	1
Third Down: Md/Att.	2/11	1/13
Third Down: Eff.	18%	8%
Total Net Yards	356	301
Total Offensive Plays	63	64
Average Per Play	5.7	4.7
Net Yards Rushing	120	83
Total Rushing Plays	32	24
Avg. Per Rush	3.8	3.5
Net Yards Passing	236	218
Sacked/Yards Lost	1/8	2/15
Gross Yards Passing	244	233
Att.-Comp.-Int.	30-17-2	38-19-3
Completion Pct.	56.6	50.0
Punts/Average	8/41.8	9/37.1
Penalties/Yards	6/40	9/89
Fumbles/Lost	2/0	1/0

Field Goals
_ Denotes Converted Field Goal

Chicago Bears Starting Lineups

WR	J. Knox	LE	I. Idonije
LT	F. Omiyale	DT	T. Harris
LG	C. Williams	NT	A. Adams
C	O. Kreutz	RE	J. Peppers
RG	R. Garza	WLB	L. Briggs
RT	J. Webb	MLB	B. Urlacher
TE	G. Olsen	SLB	P. Tinoisamoa
WR	D. Hester	LCB	T. Jennings
QB	J. Cutler	RCB	C. Tillman
RB	M. Forté	SS	D. Manning
FB	B. Manumaleuna	FS	C. Harris

Green Bay Packers Starting Lineups

WR	G. Jennings	LE	R. Pickett
LT	C. Clifton	NT	B. Raji
LG	D. Colledge	RE	H. Green
C	S. Wells	LOLB	C. Matthews
RG	J. Sitton	LILB	A. Hawk
RT	B. Bulaga	RILB	D. Bishop
TE	D. Lee	ROLB	E. Walden
WR	J. Nelson	LCB	C. Woodson
QB	A. Rodgers	RCB	T. Williams
FB	Q. Johnson	SS	S. Shields
RB	J. Starks	FS	N. Collins

1920 (10-1-2, .909)

George S. Halas - Coach		Decatur	
		Staleys	Opp
O 3	Moline Tractors	W	20 0
O 10	Kewanee Walworths	W	25 7
O 17	@ Rock Island Indep.	W	7 0
O24	@ Chicago Tigers	W	10 0
O 31	@ Rockford AAC	W	29 0
N 7	@ Rock Island Indep.	T	0 0
N 11	@ Champaign Am. Leg.	W	20 0
N 14	@ Minneapolis Marines	W	3 0
N 21	Hammond Pros	W	28 7
N25	@ Chicago Tigers	W	6 0
N28	@ Chicago Cardinals	L	6 7
D 5	@ Chicago Cardinals	W	10 0
D 12	Akron Pros	T	0 0
		164	21

1921 (9-1-1, .900)

George S. Halas - Coach		Chicago	
		Staleys	Opp
O 10	Rock Island Indep.	W	14 10
O 16	Rochester Jeffersons	W	16 13
O23	Dayton Triangles	W	7 0
N 6	Detroit Tigers	W	20 9
N 13	Rock Island Indep.	W	3 0
N20	Cleveland Indians	W	22 7
N24	Buffalo All-Americans	L	6 7
N27	Green Bay Packers	W	20 0
D 4	Buffalo All-Americans	W	10 7
D 11	Canton Bulldogs	W	10 0
D 18	Chicago Cardinals	T	0 0
		128	53

1922 (9-3, .750)

George S. Halas - Coach		Bears Opp	
O 1	@ Racine Legion	W	6 0
O 8	@ Rock Island Indep.	W	10 6
O 15	Rochester Jeffersons	W	7 0
O22	Buffalo All-Americans	W	7 0
O29	Canton Bulldogs	L	6 7
N 5	Dayton Triangles	W	9 0
N 12	Oorang Indians	W	33 6
N 19	Rock Island Indep.	W	3 0
N26	Akron Pros	W	20 10
N30	@ Chicago Cardinals	L	0 6
D 3	Toledo Maroons	W	22 0
D 10	@ Chicago Cardinals	L	0 9
		123	44

Black box indicates World Championship.

1923 (9-2-1, .818)

George S. Halas - Coach		Bears Opp	
S30	@ Rock Island Indep.	L	0 3
O 7	@ Racine Legion	W	3 0
O 14	@ Green Bay Packers	W	3 0
O 21	Canton Bulldogs	L	0 6
O28	Buffalo All-Americans	W	18 3
N 4	Oorang Indians	W	26 0
N 11	Akron Pros	W	20 6
N 18	Rock Island Indep.	W	7 3
N25	Hammond Pros	W	14 7
N29	Chicago Cardinals	W	3 0
D 2	Milwaukee Badgers	T	0 0
D 9	Rock Island Indep.	W	29 7
		123	35

1924 (6-1-4, .857)

George S. Halas - Coach		Bears Opp	
S28	@ Rock Island Indep.	T	0 0
O 5	@ Cleveland Bulldogs	L	14 16
O 12	Racine Legion	T	10 10
O 19	Chicago Cardinals	W	6 0
O26	Frankford Yel'jackets	W	33 3
N 2	Rock Island Indep.	T	3 3
N 9	Columbus Tigers	W	12 6
N 16	Racine Legion	T	3 3
N23	Green Bay Packers	W	3 0
N27	@ Chicago Cardinals	W	21 0
N30	Milwaukee Badgers	W	31 14
		136	55

1925 (9-5-3, .643)

George S. Halas - Coach		Bears Opp	
S20	@ Rock Island Indep.	T	0 0
S27	@ Green Bay Packers	L	10 14
O 4	Detroit Panthers	T	0 0
O 11	Hammond Pros	W	28 7
O 18	Cleveland Bulldogs	W	7 0
O25	@ Chicago Cardinals	L	0 9
N 1	Rock Island Indep.	W	6 0
N 8	Frankford Yel'jackets	W	19 0
N 15	Detroit Panthers	W	14 0
N22	Green Bay Packers	W	21 0
N26	Chicago Cardinals	T	0 0
N29	Columbus Tigers	W	14 13
D 5	@ Frankford Yel'jackets	W	14 7
D 6	@ New York Giants	W	19 7
D 9	@ Providence Ste. Rol.	L	6 9
D 12	@ Detroit Panthers	L	0 21
D 13	New York Giants	L	0 9
		158	96

1926 (12-1-3, .923)

George S. Halas - Coach		Bears Opp	
S 19	@ Milwaukee Badgers	W	10 7
S26	@ Green Bay Packers	T	6 6
O 3	@ Detroit Panthers	W	10 7
O 10	New York Giants	W	7 0
O 17	Chicago Cardinals	W	16 0

O24	Duluth Eskimos	W	24 6
O 31	Akron Indians	W	17 0
N 7	Louisville Colonels	W	34 0
N 11	@ Chicago Cardinals	W	10 0
N 14	Milwaukee Badgers	W	10 7
N 21	Green Bay Packers	W	19 13
N25	Chicago Cardinals	T	0 0
N28	Canton Bulldogs	W	35 0
D 3	@ Frankford Yel'jackets	L	6 7
D 12	Pottsville Maroons	W	9 7
D 19	Green Bay Packers	T	3 3
		216	63

1927 (9-3-2, .750)

George S. Halas - Coach		Bears Opp	
S25	@ Chicago Cardinals	W	9 0
O 2	@ Green Bay Packers	W	7 6
O 16	New York Yankees	W	12 0
O23	Cleveland Bulldogs	W	14 12
O30	Dayton Triangles	W	14 6
N 6	Providence Ste. Rol.	T	0 0
N 8	@ New York Yankees	L	6 26
N 13	Pottsville Maroons	W	30 12
N20	Green Bay Packers	W	14 6
N24	Chicago Cardinals	L	0 3
N27	@ New York Giants	L	7 13
D 3	@ Frankford Yel'jackets	T	0 0
D 4	Frankford Yel'jackets	W	9 0
D 11	Duluth Eskimos	W	27 0
		149	84

1928 (7-5-1, .636)

George S. Halas - Coach		Bears Opp	
S23	@ Chicago Cardinals	W	15 0
S30	@ Green Bay Packers	T	12 12
O 14	New York Giants	W	13 0
O 21	Green Bay Packers	L	6 16
O28	Detroit Wolverines	L	0 6
N 4	New York Yankees	W	27 0
N 11	Dayton Triangles	W	27 0
N 18	Pottsville Maroons	W	13 6
N25	Detroit Wolverines	L	7 14
N29	Chicago Cardinals	W	34 0
D 2	Frankford Yel'jackets	W	28 6
D 9	Green Bay Packers	L	0 6
D 15	@ Frankford Yel'jackets	L	0 19
		182	85

1929 (4-9-2, .308)

George S. Halas - Coach		Bears Opp	
S22	@ Minneapolis Marines	W	19 6
S29	@ Green Bay Packers	L	0 23
O 6	@ Minneapolis Marines	W	7 6
O 13	@ Buffalo Bisons	W	16 0
O20	Chicago Cardinals	T	0 0
O27	Minneapolis R'jackets	W	27 0
N 3	New York Giants	L	14 26
N 10	Green Bay Packers	L	0 14
N 16	@ Frankford Yel'jackets	L	14 20
N 17	@ New York Giants	L	0 34



CHICAGO BEARS ALL-TIME RESULTS

N24	Buffalo Bisons	L	7	19
N28	@ Chicago Cardinals	L	6	40
D 1	Frankford Yel'jackets	T	0	0
D 8	Green Bay Packers	L	0	25
D 15	New York Giants	L	9	14

119 227

1930 (9-4-1, .692)

Ralph Jones - Coach		Bears Opp	
S 21	Brooklyn Dodgers	T	0 0
S28	@ Green Bay Packers	L	0 7
O 5	@ Minneapolis R'jackets	W	20 0
O 12	New York Giants	L	0 12
O 19	@ Chicago Cardinals	W	32 6
O22	@ Portsmouth Spartans	L	6 7
O26	Frankford Yel'jackets	W	13 7
N 2	Minneapolis R'jackets	W	20 7
N 9	Green Bay Packers	L	12 13
N 16	@ New York Giants	W	12 0
N22	@ Frankford Yel'jackets	W	13 6
N27	Chicago Cardinals	W	6 0
N30	Portsmouth Spartans	W	14 6
D 7	Green Bay Packers	W	21 0

169 71

1931 (8-5, .615)

Ralph Jones - Coach		Bears Opp	
S 18	Cleveland Indians	W	21 0
S27	@ Green Bay Packers	L	0 7
O 11	New York Giants	W	6 0
O 18	Chicago Cardinals	W	26 13
O25	Frankford Yel'jackets	L	12 13
N 1	Green Bay Packers	L	2 6
N 8	Portsmouth Spartans	W	9 6
N 15	@ New York Giants	W	12 6
N22	@ Brooklyn Dodgers	W	26 0
N26	Chicago Cardinals	W	18 7
N29	@ Portsmouth Spartans	L	0 3
D 6	Green Bay Packers	W	7 6
D 13	New York Giants	L	6 25

145 92

1932 (7-1-6, .875)

Ralph Jones - Coach		Bears Opp	
S25	@ Green Bay Packers	T	0 0
O 2	@ Staten Isl. Stapletons	T	0 0
O 9	@ Chicago Cardinals	T	0 0
O 16	Green Bay Packers	L	0 2
O23	Staten Isl. Stapletons	W	27 7
O30	@ Boston Braves	T	7 7
N 6	@ New York Giants	W	28 8
N 13	Portsmouth Spartans	T	13 13
N20	Brooklyn Dodgers	W	20 0
N24	Chicago Cardinals	W	34 0
N27	@ Portsmouth Spartans	T	7 7
D 4	New York Giants	W	6 0
D 11	Green Bay Packers	W	9 0
D 18	Portsmouth Spartans	W	9 0

160 44

1933 (10-2-1, .833)

George S. Halas - Coach		Bears Opp	
S24	@ Green Bay Packers	W	14 7
O 1	Boston Redskins	W	7 0
O 8	@ Brooklyn Dodgers	W	10 0
O 15	@ Chicago Cardinals	W	12 9
O22	Green Bay Packers	W	10 7
O29	New York Giants	W	14 10
N 5	@ Boston Redskins	L	0 10
N 12	@ Philadelphia Eagles	T	3 3
N 19	@ New York Giants	L	0 3
N26	Portsmouth Spartans	W	17 14
N30	Chicago Cardinals	W	22 6
D 3	@ Portsmouth Spartans	W	17 7
D 10	Green Bay Packers	W	7 6

133 82

PLAYOFFS

D 17	New York Giants	W	23 21
------	-----------------	---	-------

1934 (13-0, 1.000)

George S. Halas - Coach		Bears Opp	
S23	@ Green Bay Packers	W	24 10
S30	@ Cincinnati Reds	W	21 3
O 7	@ Brooklyn Dodgers	W	21 7
O 10	@ Pittsburgh Pirates	W	28 0
O 14	Chicago Cardinals	W	20 0
O 21	Cincinnati Reds	W	41 7
O28	Green Bay Packers	W	27 14
N 4	New York Giants	W	27 7
N 11	@ Boston Redskins	W	21 0
N 18	@ New York Giants	W	10 9
N25	Chicago Cardinals	W	17 6
N29	@ Detroit Lions	W	19 16
D 2	Detroit Lions	W	10 7

286 86

PLAYOFFS

D 9	@ New York Giants	L	13 30
-----	-------------------	---	-------

1935 (6-4-2, .600)

George S. Halas - Coach		Bears Opp	
S22	@ Green Bay Packers	L	0 7
S29	@ Pittsburgh Pirates	W	23 7
O 13	@ Philadelphia Eagles	W	39 0
O20	Brooklyn Dodgers	W	24 14
O27	Green Bay Packers	L	14 17
N 3	@ New York Giants	W	20 3
N 10	@ Boston Redskins	W	30 14
N 17	New York Giants	L	0 3
N24	Detroit Lions	T	20 20
N28	@ Detroit Lions	L	2 14
D 1	Chicago Cardinals	T	7 7
D 8	@ Chicago Cardinals	W	13 0

192 106

1936 (9-3, .750)

George S. Halas - Coach		Bears Opp	
S20	@ Green Bay Packers	W	30 3
S27	@ Philadelphia Eagles	W	17 0
O 4	@ Pittsburgh Pirates	W	27 9

O 11	Chicago Cardinals	W	7 3
O 18	Pittsburgh Pirates	W	26 7
O25	Detroit Lions	W	12 10
N 1	Green Bay Packers	L	10 21
N 8	@ New York Giants	W	25 7
N 15	@ Boston Redskins	W	26 0
N22	@ Philadelphia Eagles	W	28 7
N26	@ Detroit Lions	L	7 13
N29	@ Chicago Cardinals	L	7 14

222 94

1937 (9-1-1, .900)

George S. Halas - Coach		Bears Opp	
S 19	@ Green Bay Packers	W	14 2
O 4	@ Pittsburgh Steelers	W	7 0
O 10	@ Cleveland Rams	W	20 2
O 17	Chicago Cardinals	W	16 7
O24	Detroit Lions	W	28 20
O 31	@ New York Giants	T	3 3
N 7	Green Bay Packers	L	14 24
N 14	Brooklyn Dodgers	W	29 7
N25	@ Detroit Lions	W	13 0
N28	Cleveland Rams	W	15 7
D 5	@ Chicago Cardinals	W	42 28

201 100

PLAYOFFS

D 12	Washington Redskins	L	21 28
------	---------------------	---	-------

1938 (6-5, .545)

George S. Halas - Coach		Bears Opp	
S 11	@ Chicago Cardinals	W	16 13
S 18	@ Green Bay Packers	W	2 0
O 2	@ Philadelphia Eagles	W	28 6
O 9	@ Cleveland Rams	L	7 14
O 16	Chicago Cardinals	W	34 28
O23	Cleveland Rams	L	21 23
O30	Detroit Lions	L	7 13
N 6	Green Bay Packers	L	17 24
N 13	Washington Redskins	W	31 7
N20	@ Brooklyn Dodgers	W	24 6
N24	@ Detroit Lions	L	7 14

194 148

1939 (8-3, .727)

George S. Halas - Coach		Bears Opp	
S 15	Cleveland Rams	W	30 21
S24	@ Green Bay Packers	L	16 21
O 2	@ Pittsburgh Steelers	W	32 0
O 8	@ Cleveland Rams	W	35 21
O 15	Chicago Cardinals	W	44 7
O22	@ New York Giants	L	13 16
O29	Detroit Lions	L	0 10
N 5	Green Bay Packers	W	30 27
N 12	@ Detroit Lions	W	23 13
N 19	Philadelphia Eagles	W	27 14
N26	@ Chicago Cardinals	W	48 7

298 157

Black box indicates World Championship.

<div>1940 (8-3, .727)</div> <div><div>George S. Halas – Coach</div><div>Bears Opp</div><div>S22 @ Green Bay Packers W 41 0</div><div>S25 @ Chicago Cardinals L 7 21</div><div>O 6 @ Cleveland Rams W 21 14</div><div>O 13 Detroit Lions W 7 0</div><div>O20 Brooklyn Dodgers W 16 7</div><div>O27 @ New York Giants W 37 21</div><div>N 3 Green Bay Packers W 14 7</div><div>N 10 @ Detroit Lions L 14 17</div><div>N 17 @ Washington RedskinsL 3 7</div><div>N24 Cleveland Rams W 47 25</div><div>D 1 Chicago Cardinals W 31 23</div><div>238 142</div><div>PLAYOFFS</div><div>D 8 @ Washington Redskins W 73 0</div></div>	<div>1943 (8-1-1, .889)</div> <div><div>Heartley "Hunk" Anderson,</div><div>Luke Johnsos – Coaches</div><div>Bears Opp</div><div>S26 @ Green Bay Packers T 21 21</div><div>O 3 @ Detroit Lions W 27 21</div><div>O 10 Chicago Cardinals W 20 0</div><div>O 17 Philadelphia "Steagles" W 48 21</div><div>O24 Brooklyn Dodgers W 33 21</div><div>O 31 Detroit Lions W 35 14</div><div>N 7 Green Bay Packers W 21 7</div><div>N 14 @ New York Giants W 56 7</div><div>N 21 @ Washington Redskins L 7 21</div><div>N28 @ Chicago Cardinals W 35 24</div><div>303 157</div><div>PLAYOFFS</div><div>D26 Washington Redskins W 41 21</div></div>	<div>1946 (8-2-1, .800)</div> <div><div>George S. Halas – Coach</div><div>Bears Opp</div><div>S29 @ Green Bay Packers W 30 7</div><div>O 6 @ Chicago Cardinals W 34 17</div><div>O 13 Los Angeles Rams T 28 28</div><div>O20 Philadelphia Eagles W 21 14</div><div>O27 @ New York Giants L 0 14</div><div>N 3 Green Bay Packers W 10 7</div><div>N 10 @ Los Angeles Rams W 27 21</div><div>N 17 Washington Redskins W 24 20</div><div>N24 Detroit Lions W 42 6</div><div>D 1 Chicago Cardinals L 28 35</div><div>D 8 @ Detroit Lions W 45 24</div><div>289 193</div><div>PLAYOFFS</div><div>D 15 @ New York Giants W 24 14</div></div>
<div>1941 (10-1, .909)</div> <div><div>George S. Halas – Coach</div><div>Bears Opp</div><div>S28 @ Green Bay Packers W 25 17</div><div>O 5 @ Cleveland Rams W 48 21</div><div>O 12 Chicago Cardinals W 53 7</div><div>O 19 Detroit Lions W 49 0</div><div>O26 Pittsburgh Steelers W 34 7</div><div>N 2 Green Bay Packers L 14 16</div><div>N 9 Cleveland Rams W 31 13</div><div>N 16 Washington Redskins W 35 21</div><div>N23 @ Detroit Lions W 24 7</div><div>N30 @ Philadelphia Eagles W 49 14</div><div>D 7 @ Chicago Cardinals W 34 24</div><div>396 147</div><div>PLAYOFFS</div><div>D 14 Green Bay Packers W 33 14</div><div>D 21 New York Giants W 37 9</div></div>	<div>1944 (6-3-1, .667)</div> <div><div>Heartley "Hunk" Anderson,</div><div>Luke Johnsos – Coaches</div><div>Bears Opp</div><div>S24 @ Green Bay Packers L 28 42</div><div>O 8 @ Cleveland Rams L 7 19</div><div>O 15 Card-Pitt W 34 7</div><div>O22 Detroit Lions T 21 21</div><div>O29 Cleveland Rams W 28 21</div><div>N 5 Green Bay Packers W 21 0</div><div>N 12 Boston Yanks W 21 7</div><div>N 19 @ Detroit Lions L 21 41</div><div>N26 @ Philadelphia Eagles W 28 7</div><div>D 3 @ Card-Pitt W 49 7</div><div>258 172</div></div>	<div>1947 (8-4, .667)</div> <div><div>George S. Halas – Coach</div><div>Bears Opp</div><div>S28 @ Green Bay Packers L 20 29</div><div>O 5 @ Chicago Cardinals L 7 31</div><div>O 12 Philadelphia Eagles W 40 7</div><div>O 19 Detroit Lions W 33 24</div><div>O26 @ Washington Redskins W 56 20</div><div>N 2 @ Boston Yanks W 28 24</div><div>N 9 Green Bay Packers W 20 17</div><div>N 16 @ Los Angeles Rams W 41 21</div><div>N23 Pittsburgh Steelers W 49 7</div><div>N27 @ Detroit Lions W 34 14</div><div>D 7 Los Angeles Rams L 14 17</div><div>D 14 Chicago Cardinals L 21 30</div><div>363 241</div></div>
<div>1942 (11-0, 1.000)</div> <div><div>George S. Halas – Coach</div><div>Bears Opp</div><div>S27 @ Green Bay Packers W 44 28</div><div>O 4 @ Cleveland Rams W 21 7</div><div>O 11 Chicago Cardinals W 41 14</div><div>O 18 New York Giants W 26 7</div><div>O25 Philadelphia Eagles W 45 14</div><div>Heartley "Hunk" Anderson,</div><div>Luke Johnsos – Coaches</div><div>N 1 Detroit Lions W 16 0</div><div>N 8 @ Brooklyn Dodgers W 35 0</div><div>N 15 Green Bay Packers W 38 7</div><div>N22 @ Detroit Lions W 42 0</div><div>N29 Cleveland Rams W 47 0</div><div>D 6 @ Chicago Cardinals W 21 7</div><div>376 84</div><div>PLAYOFFS</div><div>D 13 @ Wash. Redskins L 6 14</div></div>	<div>1945 (3-7, .300)</div> <div><div>Heartley "Hunk" Anderson,</div><div>Luke Johnsos – Coaches</div><div>Bears Opp</div><div>S30 @ Green Bay Packers L 21 31</div><div>O 7 @ Cleveland Rams L 0 17</div><div>O 14 Chicago Cardinals L 7 16</div><div>O 21 Cleveland Rams L 21 41</div><div>O28 @ Detroit Lions L 10 16</div><div>N 4 Green Bay Packers W 28 24</div><div>N 11 Detroit Lions L 28 35</div><div>N 18 @ Washington Redskins L 21 28</div><div>N25 Pittsburgh Steelers W 28 7</div><div>D 2 @ Chicago Cardinals W 28 20</div><div>192 235</div></div>	<div>1948 (10-2, .833)</div> <div><div>George S. Halas – Coach</div><div>Bears Opp</div><div>S26 @ Green Bay Packers W 45 7</div><div>O 4 @ Chicago Cardinals W 28 17</div><div>O 10 Los Angeles Rams W 42 21</div><div>O 17 Detroit Lions W 28 0</div><div>O24 @ Philadelphia Eagles L 7 12</div><div>O 31 New York Giants W 35 14</div><div>N 7 @ Los Angeles Rams W 21 6</div><div>N 14 Green Bay Packers W 7 6</div><div>N 21 @ Boston Yanks W 51 17</div><div>N28 Washington Redskins W 48 13</div><div>D 5 @ Detroit Lions W 42 14</div><div>D 12 Chicago Cardinals L 21 24</div><div>375 151</div></div>

Black box indicates World Championship.



CHICAGO BEARS ALL-TIME RESULTS

1949 (9-3, .750)

George S. Halas - Coach	Bears	Opp
S25 @ Green Bay Packers	W 17	0
O 2 @ Chicago Cardinals	W 17	7
O 9 Los Angeles Rams	L 16	31
O 16 Philadelphia Eagles	W 38	21
O23 @ New York Giants	L 28	35
O30 @ Los Angeles Rams	L 24	27
N 6 Green Bay Packers	W 24	3
N 13 Detroit Lions	W 27	24
N20 @ Washington Redskins	W 31	21
N24 @ Detroit Lions	W 28	7
D 4 Pittsburgh Steelers	W 30	21
D 11 Chicago Cardinals	W 52	21
		332 218

1950 (9-3, .750)

George S. Halas - Coach	Bears	Opp
S 17 @ Los Angeles Rams	W 24	20
S24 @ San Francisco 49ers	W 32	20
O 1 @ Green Bay Packers	L 21	31
O 8 Chicago Cardinals	W 27	6
O 15 Green Bay Packers	W 28	14
O29 @ New York Yanks	L 27	38
N 5 @ Detroit Lions	W 35	21
N 12 New York Yanks	W 28	20
N 19 San Francisco 49ers	W 17	0
N26 Los Angeles Rams	W 24	14
D 3 @ Chicago Cardinals	L 10	20
D 10 Detroit Lions	W 6	3
		279 207

PLAYOFFS

D 17 @ Los Angeles Rams	L 14	24
-------------------------	------	----

1951 (7-5, .583)

George S. Halas - Coach	Bears	Opp
S30 @ Green Bay Packers	W 31	20
O 7 @ Chicago Cardinals	L 14	28
O 14 New York Yanks	W 24	21
O 21 San Francisco 49ers	W 13	7
O28 @ Detroit Lions	W 28	23
N 4 @ Washington Redskins	W 27	0
N 11 Detroit Lions	L 28	41
N 18 Green Bay Packers	W 24	13
N25 @ Cleveland Browns	L 21	42
D 2 Los Angeles Rams	L 17	42
D 9 @ New York Yanks	W 45	21
D 16 Chicago Cardinals	L 14	24
		286 282

1952 (5-7, .416)

George S. Halas - Coach	Bears	Opp
S28 @ Green Bay Packers	W 24	14
O 5 @ Chicago Cardinals	L 10	21
O 12 Dallas Texans	W 38	20
O 19 San Francisco 49ers	L 16	40
O26 @ Los Angeles Rams	L 7	31
N 2 @ San Francisco 49ers	W 20	17
N 9 Green Bay Packers	L 28	41

N 16 Los Angeles Rams	L 24	40
N23 Detroit Lions	W 24	23
N27 @ Dallas Texans	L 23	27
D 7 @ Detroit Lions	L 21	45
D 14 Chicago Cardinals	W 10	7
		245 326

1953 (3-8-1, .273)

George S. Halas - Coach	Bears	Opp
S 27 @ Baltimore Colts	L 9	13
O 4 @ Green Bay Packers	W 17	13
O 11 Baltimore Colts	L 14	16
O 18 San Francisco 49ers	L 28	35
O25 @ Los Angeles Rams	L 24	28
N 1 @ San Francisco 49ers	L 14	24
N 8 Green Bay Packers	T 21	21
N 15 @ Washington Redskins	W 27	24
N22 Detroit Lions	L 16	20
N29 Los Angeles Rams	W 24	21
D 6 @ Detroit Lions	L 7	13
D 13 Chicago Cardinals	L 17	24
		218 252

1954 (8-4, .667)

George S. Halas - Coach	Bears	Opp
S26 @ Detroit Lions	L 23	48
O 3 @ Green Bay Packers	W 10	3
O 10 Baltimore Colts	W 28	9
O 17 San Francisco 49ers	L 24	31
O24 @ Los Angeles Rams	L 38	42
O 31 @ San Francisco 49ers	W 31	27
N 7 Green Bay Packers	W 28	23
N 14 Cleveland Browns	L 10	39
N 21 @ Baltimore Colts	W 28	13
N28 Los Angeles Rams	W 24	13
D 5 @ Chicago Cardinals	W 29	7
D 12 Detroit Lions	W 28	24
		301 279

1955 (8-4, .667)

George S. Halas - Coach	Bears	Opp
S25 @ Baltimore Colts	L 17	23
O 2 @ Green Bay Packers	L 3	24
O 9 San Francisco 49ers	L 19	20
O 16 Baltimore Colts	W 38	10
O23 @ San Francisco 49ers	W 34	23
O30 @ Los Angeles Rams	W 31	20
N 6 Green Bay Packers	W 52	21
N 13 Los Angeles Rams	W 24	3
N20 @ Detroit Lions	W 24	14
N27 @ Chicago Cardinals	L 14	53
D 4 Detroit Lions	W 21	20
D 11 Philadelphia Eagles	W 17	10
		294 241

1956 (9-2-1, .818)

John "Paddy" Driscoll - Coach	Bears	Opp
S30 @ Baltimore Colts	L 21	28
O 7 @ Green Bay Packers	W 37	21
O 14 San Francisco 49ers	W 31	7
O 21 Baltimore Colts	W 58	27
O28 @ San Francisco 49ers	W 38	21
N 4 @ Los Angeles Rams	W 35	24
N 11 Green Bay Packers	W 38	14
N 18 Los Angeles Rams	W 30	21
N25 @ New York Giants	T 17	17
D 2 @ Detroit Lions	L 10	42
D 9 Chicago Cardinals	W 10	3
D 16 Detroit Lions	W 38	21
		363 246

PLAYOFFS

D30 @ New York Giants	L 7	47
-----------------------	-----	----

1957 (5-7, .417)

John "Paddy" Driscoll - Coach	Bears	Opp
S29 @ Green Bay Packers	L 17	21
O 5 @ Baltimore Colts	L 10	21
O 13 San Francisco 49ers	L 17	21
O20 Los Angeles Rams	W 34	26
O27 @ San Francisco 49ers	L 17	21
N 3 @ Los Angeles Rams	W 16	10
N 10 Green Bay Packers	W 21	14
N 17 Baltimore Colts	L 14	29
N24 @ Detroit Lions	W 27	7
D 1 Washington Redskins	L 3	14
D 8 @ Chicago Cardinals	W 14	6
D 15 Detroit Lions	L 13	21
		203 211

1958 (8-4, .667)

George S. Halas - Coach	Bears	Opp
S 27 @ Green Bay Packers	W 34	20
O 4 @ Baltimore Colts	L 38	51
O 12 San Francisco 49ers	W 28	6
O 19 Los Angeles Rams	W 31	10
O26 @ San Francisco 49ers	W 27	14
N 2 @ Los Angeles Rams	L 35	41
N 9 Green Bay Packers	W 24	10
N 16 Baltimore Colts	L 0	17
N23 @ Detroit Lions	W 20	7
N30 @ Pittsburgh Steelers	L 10	24
D 7 Chicago Cardinals	W 30	14
D 14 Detroit Lions	W 21	16
		298 230

1959 (8-4, .667)

George S. Halas – Coach	Bears	Opp
S27 @ Green Bay Packers	L	6 9
O 3 @ Baltimore Colts	W	26 21
O 11 Los Angeles Rams	L	21 28
O 18 Baltimore Colts	L	7 21
O25 @ San Francisco 49ers	L	17 20
N 1 @ Los Angeles Rams	W	26 21
N 8 Green Bay Packers	W	28 17
N 15 San Francisco 49ers	W	14 3
N22 @ Detroit Lions	W	24 14
N29 @ Chicago Cardinals	W	31 7
D 6 Pittsburgh Steelers	W	27 21
D 13 Detroit Lions	W	25 14
		252 196

1960 (5-6-1, .455)

George S. Halas – Coach	Bears	Opp
S25 @ Green Bay Packers	W	17 14
O 2 @ Baltimore Colts	L	7 42
O 9 Los Angeles Rams	W	34 27
O 16 San Francisco 49ers	W	27 10
O23 @ Los Angeles Rams	T	24 24
O30 @ San Francisco 49ers	L	7 25
N 13 Baltimore Colts	L	20 24
N20 Detroit Lions	W	28 7
N27 Dallas Cowboys	W	17 7
D 4 Green Bay Packers	L	13 41
D 11 @ Cleveland Browns	L	0 42
D 18 @ Detroit Lions	L	0 36
		194 299

1961 (8-6, .571)

George S. Halas – Coach	Bears	Opp
S 17 @ Minnesota Vikings	L	13 37
S23 @ Los Angeles Rams	W	21 17
O 1 @ Green Bay Packers	L	0 24
O 8 @ Detroit Lions	W	31 17
O 15 Baltimore Colts	W	24 10
O22 San Francisco 49ers	W	31 0
O29 @ Baltimore Colts	W	21 20
N 5 @ Philadelphia Eagles	L	14 16
N 12 Green Bay Packers	L	28 31
N 19 @ San Francisco 49ers	L	31 41
N26 Los Angeles Rams	W	28 24
D 3 Detroit Lions	L	15 16
D 10 Cleveland Browns	W	17 14
D 17 Minnesota Vikings	W	52 35
		326 302

1962 (9-5, .643)

George S. Halas – Coach	Bears	Opp
S 16 @ San Francisco 49ers	W	30 14
S23 @ Los Angeles Rams	W	27 23
S30 @ Green Bay Packers	L	0 49
O 7 @ Minnesota Vikings	W	13 0
O 14 San Francisco 49ers	L	27 34
O 21 Baltimore Colts	W	35 15
O28 @ Detroit Lions	L	3 11
N 4 Green Bay Packers	L	7 38
N 11 Minnesota Vikings	W	31 30
N 18 @ Dallas Cowboys	W	34 33
N25 @ Baltimore Colts	W	57 0
D 2 New York Giants	L	24 26
D 9 Los Angeles Rams	W	30 14
D 16 Detroit Lions	W	3 0
		321 287

1963 (11-1-2, .917)

George S. Halas – Coach	Bears	Opp
S 15 @ Green Bay Packers	W	10 3
S22 @ Minnesota Vikings	W	28 7
S29 @ Detroit Lions	W	37 21
O 6 Baltimore Colts	W	10 3
O 13 @ Los Angeles Rams	W	52 14
O20 @ San Francisco 49ers	L	14 20
O 27 Philadelphia Eagles	W	16 7
N 3 @ Baltimore Colts	W	17 7
N 10 Los Angeles Rams	W	6 0
N 17 Green Bay Packers	W	26 7
N24 @ Pittsburgh Steelers	T	17 17
D 1 Minnesota Vikings	T	17 17
D 8 San Francisco 49ers	W	27 17
D 15 Detroit Lions	W	24 14
		301 154

PLAYOFFS

D29 New York Giants	W	14 10
---------------------	---	-------

1964 (5-9, .357)

George S. Halas – Coach	Bears	Opp
S 13 @ Green Bay Packers	L	12 23
S20 @ Minnesota Vikings	W	34 28
S 27 @ Baltimore Colts	L	0 52
O 4 @ San Francisco 49ers	L	21 31
O 11 Los Angeles Rams	W	38 17
O 18 Detroit Lions	L	0 10
O25 @ Washington Redskins	L	20 27
N 1 Dallas Cowboys	L	10 24
N 8 Baltimore Colts	L	24 40
N 15 @ Los Angeles Rams	W	34 24
N22 San Francisco 49ers	W	23 21
N26 @ Detroit Lions	W	27 24
D 5 Green Bay Packers	L	3 17
D 13 Minnesota Vikings	L	14 41
		260 379

Black box indicates World Championship.

CHAMPIONSHIP LEADERS

The Chicago Bears rank second in the NFL in championships won with nine, trailing the Green Bay Packers who have earned 13 world championships. Both the Bears and Packers fall short of championships won by teams in various other sports, breakdown below:

Total Championship Leaders

Major League Baseball (MLB)

New York Yankees (27)

National Basketball Association (NBA)

Boston Celtics (17)

National Hockey League (NHL)

Montreal Canadiens (24)

National Football League (NFL)

Green Bay Packers (13)

NFL Championship Leaders

Green Bay Packers	13
Chicago Bears	9
New York Giants	8
Pittsburgh Steelers	6
Dallas Cowboys	5
San Francisco 49ers	5
Washington Redskins	5



1965 CHICAGO BEARS STATISTICS

Record: 9-5, .643
3rd Place, Western Conf.
Head Coach: George S. Halas

09/19 L 24-52	at San Francisco	33,211
09/25 L 28-30	at L.A. Rams	36,359
10/03 L 14-23	at Green Bay	50,852
10/10 W 31-6	L.A. RAMS	45,760
10/17 W 45-37	at Minnesota	47,426
10/24 W 38-3	DETROIT	45,658
10/31 W 31-10	GREEN BAY	45,664
11/07 L 21-26	BALTIMORE	45,656
11/14 W 34-13	ST. LOUIS	45,663
11/21 W 17-10	at Detroit	51,499
11/28 W 35-14	at N.Y. Giants	62,933
12/05 W 13-0	at Baltimore	60,238
12/12 W 61-20	SAN FRANCISCO	46,278
12/19 L 17-24	MINNESOTA	46,604

	Bears	Opp
TOTAL FIRST DOWNS	257	244
Rushing	132	87
Passing	110	136
Penalty	15	21
3rd Down: Made/Att	NA	NA
3rd Down Pct.	NA	NA
4th Down: Made/Att	NA	NA
4th Down Pct.	NA	NA
TOTAL NET YARDS	4897	4268
Avg. Per Game	350	305
Total Plays	870	884
Avg. Per Play	5.6	4.8
NET YARDS RUSHING	2131	1530
Avg. Per Game	152.2	109.3
Total Rushes	479	400
NET YARDS PASSING	2766	2738
Avg. Per Game	197.6	195.6
Sacked/Yards Lost	30/254	40/348
Gross Yards	3020	3086
Att./Comp.	361/201	444/217
Completion Pct.	55.7	48.9
Had Intercepted	12	20
PUNTS/AVERAGE	58/42.7	65/42.3
NET PUNTING AVG.	NA	NA
PENALTIES/YARDS	96/826	68/611
FUMBLES	33	33
TOUCHDOWNS	54	33
Rushing	27	11
Passing	22	18
Returns	5	4

PASSING	Att	Cmp	Yds	Cmp%	Yd/Att	TD	TD%	Int	Int%	Lg	Sack/Lost	Rating
Bukich	312	176	2641	56.4	8.46	20	6.4	9	2.9	80t	25/214	93.7
Wade	41	20	204	48.8	4.98	0	0.0	2	4.9	29	5/40	43.1
Bull	3	2	63	66.7	21.00	0	0.0	0	0.0	54	0/0	109.7
Sayers	3	2	53	66.7	17.67	1	33.3	1	33.3	27	0/0	109.7
Arnett	2	1	59	50.0	29.50	1	50.0	0	0.0	59t	0/0	135.4
BEARS	361	201	3020	55.7	8.37	22	6.1	12	3.3	80t	30/254	89.8
OPPONENTS	444	217	3086	48.9	6.17	18	4.1	20	4.5	NA	40/348	63.3

Score by Period	1	2	3	4	Tot
BEARS	64	99	93	153	409
OPPONENTS	35	90	64	86	275

SCORING	TDs:Ru-Pa-R	K-PAT	FG	S	Pts
Sayers	22	14	6	2	0 132
Leclerc	0	0	0	0	52/52 11/26 0 85
Arnett	5	5	0	0	0 30
Bull	4	3	1	0	0 24
J. Jones	4	0	4	0	0 24
J. Morris	4	0	4	0	0 24
Bukich	3	3	0	0	0 18
Gordon	3	0	3	0	0 18
Bivins	2	0	2	0	0 12
Ditka	2	0	2	0	0 12
Livingston	2	2	0	0	0 12
Taylor	1	0	0	1	0 6
McRae	1	0	0	1	0 6
Whitsell	1	0	0	1	0 6
BEARS	54	27	22	5	52/52 11/26 0 409
OPPONENTS	33	15	18	0	30/33 15/24 1 275

RUSHING	No	Yds	Avg	Lg	TD
Sayers	166	867	5.2	61t	14
Bull	91	417	4.6	33t	3
Arnett	102	363	3.6	24t	5
Livingston	63	363	5.8	30	2
Marconi	19	47	2.5	10	0
Bukich	28	33	1.2	24	3
Wade	5	18	3.6	16	0
J. Jones	2	13	6.5	7	0
Gordon	2	10	5.0	6	0
Kurek	1	0	0.0	0	0
BEARS	479	2131	4.4	61t	27
OPPONENTS	400	1530	3.8	NA	15

RECEIVING	No	Yds	Avg	Lg	TD
J. Morris	53	846	15.9	80t	4
Ditka	36	454	12.6	44	2
Sayers	29	507	17.5	80t	6
J. Jones	21	350	16.7	54	4
Bull	16	186	11.6	41	1
Gordon	13	279	21.5	51	3
Livingston	12	134	11.2	30	0
Arnett	12	114	9.5	30	0
Bivins	4	108	27.0	52t	2
Marconi	4	43	10.8	29	0
Martin	1	-1	-1.0	-1	0
BEARS	201	3020	10.0	80t	22
OPPONENTS	150	3086	14.9	77	18

PUNTING	No	Yds	Avg	Net	TB	In	Lg	B
Green	58	2479	42.7					66
BEARS	58	2479	42.7					66
OPPONENTS	65	2750	42.3					NA

INTS	No	Yds	Avg	Lg	TD
Butkus	5	84	16.8	38	0
McRae	4	116	29.0	89t	1
Whitsell	4	67	16.8	32	1
Petitbon	2	22	11.0	18	0
Fortunato	2	0	0.0	0	0
Evey	1	15	15.0	15	0
Taylor	1	3	3.0	3	1
Atkins	1	0	0.0	0	0
BEARS	20	307	15.4	89t	3
OPPONENTS	12	219	18.3	NA	3

KO RETURNS	No	Yds	Avg	Lg	TD
Sayers	21	660	31.4	96t	1
Gordon	14	242	17.3	41	0
Arnett	5	150	30.0	77	0
Livingston	2	66	33.0	66	0
Smith	1	17	17.0	17	0
Kurek	1	11	11.0	11	0
Leclerc	1	0	0.0	0	0
BEARS	52	1132	21.8	96t	1
OPPONENTS	38	921	24.3	86	0

PUNT RET.	Ret	FC	Yds	Avg	Lg	TD
Sayers	16	9	238	14.9	85t	1
Arnett	11	4	52	4.7	22	0
Smith	1	0	2	2.0	2	0
Gordon	1	0	-3	-3.0	-3	0
BEARS	29	13	289	9.9	85t	1
OPPONENTS	22	14	123	5.6	NA	0

RETIRED NUMBERS

The Bears have retired 14 jersey numbers, most in the NFL but trail both baseball's New York Yankees and basket-ball's Boston Celtics who each have 21 retired numbers.

3	Bronko Nagurski, RB-T	42	Sid Luckman, QB-P
5	George McAfee, RB-DB	51	Dick Butkus, LB
7	George Halas, E	56	Bill Hewitt, E
28	Willie Galimore, RB	61	Bill George, G-LB
34	Walter Payton, RB	66	Clyde "Bulldog" Turner, C-LB
40	Gale Sayers, RB	77	Harold "Red" Grange, RB-DB
41	Brian Piccolo, RB	89	Mike Ditka, TE

1966 CHICAGO BEARS STATISTICS

Record: 5-7-2, .429
5th Place, Western Conf.
Head Coach: George S. Halas

09/11	L	3-14	at Detroit	52,225
09/16	L	17-31	at L.A. Rams	58,916
10/02	W	13-10	at Minnesota	47,426
10/09	W	27-17	BALTIMORE	47,452
10/16	L	0-17	GREEN BAY	48,573
10/23	W	17-10	L.A. RAMS	47,475
10/31	L	17-24	at St. Louis	49,516
11/06	T	10-10	DETROIT	47,041
11/13	T	30-30	SAN FRANCISCO	47,078
11/20	L	6-13	at Green Bay	50,861
11/27	W	23-6	ATLANTA	44,777
12/04	L	16-21	at Baltimore	60,238
12/11	L	14-41	at San Francisco	37,170
12/18	W	41-28	MINNESOTA	45,191

	Bears	Opp.
TOTAL FIRST DOWNS	196	239
Rushing	96	102
Passing	85	116
Penalty	15	21
3rd Down: Made/Att	44/182	67/198
3rd Down Pct.	24.2	33.8
4th Down: Made/Att	5/13	8/14
4th Down Pct.	38.5	57.1
TOTAL NET YARDS	3699	3971
Avg. Per Game	264.2	283.6
Total Plays	801	872
Avg. Per Play	4.6	4.6
NET YARDS RUSHING	1927	1604
Avg. Per Game	137.6	114.6
Total Rushes	463	466
NET YARDS PASSING	1772	2367
Avg. Per Game	140.4	170.5
Sacked/Yards Lost	29/244	29/233
Gross Yards	2016	2600
Att./Comp.	338/159	406/202
Completion Pct.	47.0	49.8
Had Intercepted	15	23
PUNTS/AVERAGE	80/41.9	71/42.4
NET PUNTING AVG.	37.9	39.9
PENALTIES/YARDS	80/714	71/686
FUMBLES/BALL LOST	26/12	35/23
TOUCHDOWNS	26	34
Rushing	12	13
Passing	10	13
Returns	4	8

Score by Period	1	2	3	4	Tot
BEARS	75	57	26	76	234
OPPONENTS	59	79	62	72	272

SCORING	TDs:Ru-Pa-R	K-PAT	FG	S	Pts
Leclerc	0	0	0	0	24/25 18/30 0 78
Sayers	12	8	2	2	0 72
Jones	5	0	5	0	0 30
Bukich	2	2	0	0	0 12
Ditka	2	0	2	0	0 12
Arnett	1	1	0	0	0 6
Fortunato	1	0	0	1	0 6
Gordon	1	0	1	0	0 6
Kurek	1	1	0	0	0 6
O'Bradovich	1	0	0	1	0 6
BEARS	26	12	10	4	24/25 18/30 0 234
OPPONENTS	34	13	13	8	32/34 12/29 0 272

RUSHING	No	Yds	Avg	Lg	TD
Sayers	229	1231	5.4	58t	8
Bull	100	318	3.2	13	0
Arnett	55	178	3.2	21	1
Kurek	52	179	3.4	12	1
Bukich	18	14	0.8	12t	2
Piccolo	3	12	4.0	5	0
Marconi	3	5	1.6	3	0
Gordon	1	2	2.0	2	0
Rakestraw	1	-5	-5.0	-5	0
Jones	1	-7	-7.0	-7	0
BEARS	463	1927	4.2	58t	12
OPPONENTS	466	1604	3.4	30	13

RECEIVING	No	Yds	Avg	Lg	TD
Sayers	34	447	13.1	80t	2
Ditka	32	378	11.8	30	2
Jones	28	504	18.0	80t	5
Bull	20	174	8.7	28	0
Gordon	15	210	14.0	40t	1
Kurek	10	178	17.8	49	0
Arnett	10	42	4.2	11	0
Morris	5	49	9.9	15	0
Allen	3	28	9.3	14	0
Bivins	2	6	3.0	4	0
BEARS	159	2016	12.4	80t	10
OPPONENTS	202	2600	11.7	84t	13

PASSING	Att	Cmp	Yds	Cmp%	Yd/Att	TD	TD%	Int	Int%	Lg	Sack/Lost	Rating
Bukich	309	147	1858	47.6	6.01	10	3.2	21	6.8	80t	26/211	49.3
Wade	21	9	79	42.9	3.76	0	0.0	1	4.8	14	0/0	33.6
Sayers	6	2	58	33.3	9.67	0	0.0	1	16.7	39	0/0	30.6
Bull	1	1	21	100.0	21.0	0	0.0	0	0.0	21	0/0	118.8
Arnett	1	0	0	00.0	0.0	0	0.0	0	0.0	0	0/0	39.6
Rakestraw	0	0	0	00.0	0.0	0	0.0	0	0.0	0	3/33	0.0
BEARS	338	159	2016	47.0	5.82	10	3.0	23	6.8	80t	29/244	47.0
OPPONENTS	406	202	2600	49.8	5.80	13	3.2	15	3.7	84t	29/233	65.5

PUNTING	No	Yds	Avg	Net	TB	In	Lg	B
Green	80	3358	41.9	37.9	4	12	69	0
BEARS	80	3358	41.9	37.9	4	12	69	0
OPPONENTS	71	3010	42.4	39.9	4	22	70	0

INTS	No	Yds	Avg	Lg	TD
Petitbon	4	34	8.5	20	0
Whitsell	3	44	14.7	21	0
McRae	3	53	17.7	53	0
Taylor	1	15	15.0	15	0
Butkus	1	3	3.0	3	0
Atkins	1	3	3.0	3	0
Fortunato	1	3	3.0	3	0
Gentry	1	0	0.0	0	0
BEARS	15	155	10.3	53	0
OPPONENTS	23	426	18.5	94t	6

KO RETURNS	No	Yds	Avg	Lg	TD
Sayers	23	718	31.2	93t	2
Gordon	19	521	27.4	94	0
Arnett	2	39	19.5	25	0
Butkus	3	32	10.7	18	0
Taylor	1	3	3.0	3	0
Brown	0	28	28.0	28	0
BEARS	48	1341	27.9	94	2
OPPONENTS	49	1055	21.5	80	0

PUNT RET.	Ret	FC	Yds	Avg	Lg	TD
Arnett	15	10	58	3.9	13	0
Sayers	6	11	44	7.3	27	0
Gordon	4	2	-5	-1.3	0	0
BEARS	25	23	97	3.9	27	0
OPPONENTS	46	16	250	5.4	44t	1

BEARS STADIUM RECORD BREAKDOWN

The Bears regular season combined record at Soldier Field (old and new) stands at 194-138-1. The Bears have also played home games at Normal Park (multiple games, 1920, 1927, 1928); Decatur (1921, victory over Rock Island); Comiskey Park (multiple games, 1922, 1924); DePaul (1925, victory over Hammond); Mills (1930, tie versus Brooklyn); Loyola (1931, victory over Cleveland); Chicago Stadium (1932, victory over Portsmouth); Dyche Stadium (1970, victory over Philadelphia); and Memorial Stadium in Champaign (2002).

- Bears record at Wrigley Field*: 221-89-22 (.699)
 - Bears home record at Wrigley Field: 219-89-22 (.697)
 - Bears home record at other Chicago sites: 17-7-2 (.692)
 - Bears record at Soldier Field (through 2001): 140-96-1 (.593)
 - Bears record at Soldier Field (since 2003): 59-45 (.567)
 - Bears record at Memorial Stadium (2002): 3-5 (.375)
 - Bears regular season combined home record: 428-242-25 (.634)
- *Bears played the Tigers at Cubs Park (Wrigley Field) as the visiting team in 1920



1967 CHICAGO BEARS STATISTICS

Record: 7-6-1, .538

2nd Place, Central

Head Coach: George S. Halas

09/17	L	13-41	at Pittsburgh	53,365
09/24	L	10-13	at Green Bay	50,861
10/01	W	17-7	at Minnesota	44,868
10/08	L	3-24	BALTIMORE	47,190
10/15	W	14-13	DETROIT	46,024
10/22	L	0-24	at Cleveland	83,183
10/29	L	17-28	L.A. RAMS	46,073
11/05	W	27-13	at Detroit	55,606
11/12	W	34-7	N.Y. GIANTS	46,223
11/19	W	30-3	ST. LOUIS	47,147
11/26	L	13-17	GREEN BAY	47,513
12/03	W	28-14	at San Francisco	25,613
12/10	T	10-10	MINNESOTA	40,110
12/17	W	23-14	at Atlanta	54,107

	Bears	Opp
TOTAL FIRST DOWNS	175	215
Rushing	98	91
Passing	62	98
Penalty	15	26
3rd Down: Made/Att	NA	NA
3rd Down Pct.	NA	NA
4th Down: Made/Att	NA	NA
4th Down Pct.	NA	NA
TOTAL NET YARDS	3293	3406
Avg. Per Game	235.2	243.3
Total Plays	757	789
Avg. Per Play	4.4	4.3
NET YARDS RUSHING	1852	1534
Avg. Per Game	132	110
Total Rushes	489	419
NET YARDS PASSING	1441	1875
Avg. Per Game	102.9	133.9
Sacked/Yards Lost	27/232	30/271
Gross Yards	1673	2146
Att./Comp.	268/131	370/168
Completion Pct.	48.9	42.6
Had Intercepted	18	28
PUNTS/AVERAGE	79/42.9	77/41.3
NET PUNTING AVG.	NA	NA
PENALTIES/YARDS	98/953	82/782
FUMBLES/BALL LOST	25/14	23/16
TOUCHDOWNS	29	27
Rushing	12	12
Passing	9	14
Returns	8	1

Score by Period	1	2	3	4	Tot
BEARS	68	81	56	34	239
OPPONENTS	41	48	54	75	228

RUSHING	No	Yds	Avg	Lg	TD
Sayers	186	880	4.5	70	7
Piccolo	86	317	3.7	31	0
Concannon	67	279	4.2	31	3
Bull	61	176	2.9	11	0
Kurek	37	112	3.0	13	0
Rakestraw	11	42	3.8	20	2
Livingston	30	41	1.4	6	0
J. Jones	4	19	4.8	24	0
Morris	1	6	6.0	6	0
Gordon	3	-7	-2.3	9	0
Bukich	4	-13	-3.3	2	0
BEARS	489	1852	3.8	70	12
OPPONENTS	419	1534	3.7	-	12

RECEIVING	No	Yds	Avg	Lg	TD
Gordon	31	534	16.8	93t	5
Morris	20	231	11.6	31	1
Bull	18	250	13.9	63	1
Sayers	16	126	7.9	32t	1
Piccolo	13	103	7.9	25	0
Denney	12	113	9.4	19	0
J. Jones	7	138	19.7	34	0
Livingston	5	62	12.4	38	0
Kurek	5	30	6.0	8	0
R.Jones	3	80	26.6	51t	1
Stoepel	1	6	6.0	6	0
BEARS	131	1673	12.7	93t	9
OPPONENTS	168	2146	12.8	-	14

PASSING	Att	Cmp	Yds	Cmp%	Yd/Att	TD	TD%	Int	Int%	Lg	Sack/Lost	Rating
Concannon	186	92	1260	49.5	6.77	6	3.2	14	7.5	93	19/168	50.9
Bukich	33	18	185	54.5	5.61	0	0.0	2	6.1	30	5/42	45.6
Rakestraw	44	21	228	47.7	5.18	3	6.8	2	4.5	34	2/15	67.2
Sayers	5	0	0	0.0	0.0	0	0.0	0	0.0	0	0/0	39.6
Petitbon	0	0	0	0.0	0.0	0	0.0	0	0.0	0	1/7	0.0
BEARS	268	131	1673	48.9	6.24	9	3.4	18	6.7	93	27/232	52.0
OPPONENTS	370	168	2146	45.4	5.80	14	3.8	28	7.6	-	30/271	45.2

PUNTING	No	Yds	Avg	Net	TB	In	Lg	B
Green	79	3392	42.9					68 0
BEARS	79	3392	42.9					68 0
OPPONENTS	77	3180	41.3					NA -

INTS	No	Yds	Avg	Lg	TD
B. McRae	5	94	18.8	34	2
Petitbon	5	73	14.6	35	0
R. Taylor	5	19	3.8	10	0
Gentry	4	25	6.3	17	0
Buffone	3	39	13.0	22	0
Cornish	2	10	5.0	6	0
J. Taylor	1	27	27.0	27	0
Butkus	1	24	24.0	24	0
Brown	1	23	23.0	23	0
Amsler	1	0	0.0	0	0
BEARS	28	334	11.9	35	2
OPPONENTS	18	246	13.7	-	1

KO RETURNS	No	Yds	Avg	Lg	TD
Sayers	16	603	37.7	103t	3
Gordon	16	397	24.8	32	0
Kurek	5	81	16.2	25	0
Dodd	3	34	11.3	24	0
Brown	2	34	17.0	17	0
J. Taylor	1	8	8.0	8	0
Jackson	1	0	0.0	0	0
Kriewald	1	0	0.0	0	0
Kuechenberg	1	0	0.0	0	0
Stoepel	1	0	0.0	0	0
BEARS	47	1157	24.6	103t	3
OPPONENTS	52	1064	20.5	-	0

PUNT RET.	Ret	FC	Yds	Avg	Lg	TD
Gordon	12	12	82	6.8	43	0
Morris	4	4	24	6.0	15	0
Sayers	3	8	80	26.7	58t	1
Dodd	3	4	8	2.7	6	0
BEARS	22	28	194	8.8	58t	1
OPPONENTS	41	19	168	4.1	-	0

FRANCHISE MOVES

Arizona Cardinals.....played in Chicago 1920-59; played in St. Louis 1960-87; known as Phoenix 1988-93

Cleveland Browns.....suspended operations in 1996; resumed play in 1999

Detroit Lions.....known as Portsmouth Spartans prior to 1934

Indianapolis Colts.....played in Baltimore prior to 1984

Los Angeles Rams.....played in Cleveland 1937-45; in Los Angeles 1946-94; in St. Louis 1995-2015

New England Patriots.....played in Boston prior to 1971

Oakland Raiders.....played in Los Angeles 1982-94

Philadelphia Eagles.....played as a merged team with Pittsburgh in 1943 (one season only)

Pittsburgh Steelers.....known as Pirates prior to 1941; merged with Philly for 1943 season and with the Chicago Cardinals (Card-Pitt) in 1944

Tennessee Titans.....played in Houston 1960-96; retained nickname "Oilers" through 1998

Washington Redskins.....known as Braves prior to 1933; played in Boston prior to 1937

1968 CHICAGO BEARS STATISTICS

Record: 7-7, .500
2nd Place, NFC Central
Head Coach: Jim Dooley

09/15	L	28-38	WASHINGTON	41,321
09/22	L	0-42	at Detroit	50,688
09/29	W	27-17	at Minnesota	47,644
10/6	L	7-28	at Baltimore	60,238
10/13	L	10-28	DETROIT	46,996
10/20	W	29-16	at Philadelphia	60,858
10/27	W	26-24	MINNESOTA	46,562
11/03	W	13-10	at Green Bay	50,861
11/10	W	27-19	SAN FRANCISCO	46,978
11/17	L	13-16	ATLANTA	44,214
11/24	L	3-34	DALLAS	46,667
12/01	W	23-17	at New Orleans	78,285
12/08	W	17-16	at L.A. Rams	66,368
12/15	L	27-28	GREEN BAY	46,435

	Bears	Opp
TOTAL FIRST DOWNS	219	240
Rushing	121	102
Passing	78	102
Penalty	20	36
3rd Down: Made/Att	NA	NA
3rd Down Pct.	NA	NA
4th Down: Made/Att	NA	NA
4th Down Pct.	NA	NA
TOTAL NET YARDS	4058	4371
Avg. Per Game	289.9	312.2
Total Plays	857	899
Avg. Per Play	4.7	4.9
NET YARDS RUSHING	2377	1704
Avg. Per Game	169.8	121.7
Total Rushes	500	427
NET YARDS PASSING	1681	2667
Avg. Per Game	135.9	171.7
Sacked/Yards Lost	24/187	30/226
Gross Yards	1868	2893
Att./Comp.	343/158	333/172
Completion Pct.	46.1	51.7
Had Intercepted	18	21
PUNTS/AVERAGE	66/38.0	66/40.1
NET PUNTING AVG.	NA	NA
PENALTIES/YARDS	113/1194	91/896
FUMBLES/BALL LOST	28/12	20/16
TOUCHDOWNS	25	43
Rushing	14	17
Passing	10	25
Returns	1	1

PASSING	Att	Cmp	Yds	Cmp%	Yd/Att	TD	TD%	Int	Int%	Lg	Sack/Lost	Rating
Concannon	143	71	715	49.7	5.00	5	3.5	9	6.3	51	9/72	49.7
Carter	122	55	769	45.1	6.30	4	3.3	5	4.1	50	6/45	59.8
Rakestraw	67	30	361	44.7	5.39	1	1.5	7	10.4	80	6/49	27.2
Bukich	7	2	23	28.6	3.29	0	0.0	0	0.0	13	3/21	40.8
Sayers	2	0	0	0.0	0.00	0	0.0	0	0.0	0	0/0	39.6
Kilgore	1	0	0	0.0	0.00	0	0.0	0	0.0	0	0/0	39.6
Bull	1	0	0	0.0	0.00	0	0.0	0	0.0	0	0/0	39.6
BEARS	343	158	1868	46.1	4.90	10	2.9	21	6.1	80	24/187	45.1
OPPONENTS	333	172	2893	51.7	8.01	25	7.5	18	5.4	99t	30/226	81.0

Score by Period	1	2	3	4	Tot
BEARS	68	95	27	60	250
OPPONENTS	68	137	60	68	333

SCORING	TDs:	Ru-Pa-R	K-PAT	FG	S	Pts
Percival	0	0	0	25/25	25/36	0 100
Carter	4	4	0	0		0 24
Gordon	4	0	4	0		0 24
Bull	3	3	0	0		0 18
Concannon	2	2	0	0		0 12
Sayers	2	2	0	0		0 12
Piccolo	2	2	0	0		0 12
Denney	2	0	2	0		0 12
Wallace	2	0	2	0		0 12
Turner	2	0	2	0		0 12
Kurek	1	1	0	0		0 6
R. Taylor	1	0	0	1		0 6
BEARS	25	14	10	1	25/25 25/36	0 250
OPPONENTS	43	17	25	1	38/40 11/31	0 333

RUSHING	No	Yds	Avg	Lg	TD
Sayers	138	856	6.2	63	2
Bull	107	472	4.4	24	3
Piccolo	123	450	3.7	19	2
Carter	48	265	5.5	31	4
Concannon	28	104	3.7	16	2
Kurek	17	95	5.6	23	1
Wallace	3	29	9.7	18	0
Lyle	4	28	7.0	26	0
Livingston	7	25	3.6	8	0
Hull	12	22	1.8	12	0
Turner	2	16	8.0	14	0
Rakestraw	9	12	1.3	7	0
Green	1	4	4.0	4	0
Denney	1	-1	-1.0	-1	0
BEARS	500	2377	4.8	63	14
OPPONENTS	427	1704	4.0	46	17

RECEIVING	No	Yds	Avg	Lg	TD
Gordon	29	477	16.5	51	4
Piccolo	28	291	10.4	44	0
Denney	23	247	10.7	46	2
Wallace	19	281	14.8	27	2
Bull	17	145	8.5	24	0
Sayers	15	117	7.8	21	0
Turner	14	208	14.9	80	2
Lyle	5	32	6.4	13	0
Kurek	4	50	12.5	23	0
Hull	4	20	5.0	9	0
BEARS	158	1868	10.6	80	10
OPPONENTS	172	2893	15.5	99t	25

PUNTING	No	Yds	Avg	Net	TB	In	Lg	B
Green	27	1142	42.3				58	1
Kilgore	35	1231	35.2				50	2
Lyle	4	144	33.5				39	0
BEARS	66	2508	38.0				58	3
OPPONENTS	66	2640	40.1				63	0

INTS	No	Yds	Avg	Lg	TD
McRae	4	41	10.3	22	0
R. Taylor	3	96	32.0	96t	1
Butkus	3	14	4.7	14	0
Phillips	2	23	11.5	17	0
Petitbon	2	18	9.0	18	0
Buffone	1	21	21.0	21	0
Gentry	1	7	7.0	7	0
Evey	1	6	6.0	6	0
J. Taylor	1	0	0.0	0	0
BEARS	18	226	12.6	96t	1
OPPONENTS	21	260	12.4	50	1

KO RETURNS	No	Yds	Avg	Lg	TD
Turner	20	363	18.2	33	0
Sayers	17	461	27.1	46	0
Childs	8	291	36.4	88	0
Kurek	4	48	12.0	20	0
Gordon	3	97	32.3	37	0
Wallace	3	80	26.7	42	0
Butkus	2	30	15.0	28	0
Kuechenberg	1	0	0.0	0	0
BEARS	58	1370	23.6	88	0
OPPONENTS	54	968	17.9	41	0

PUNT RET.	Ret	FC	Yds	Avg	Lg	TD
Turner	9	17	19	2.1	12	0
Wallace	6	3	27	4.5	9	0
Sayers	2	3	29	14.5	18	0
Gordon	1	1	5	5.0	5	0
Hazelton	1	0	1	1.0	1	0
BEARS	19	24	81	4.3	18	0
OPPONENTS	28	19	120	4.3	40	0

FGs	1-19	20-29	30-39	40-49	50+
Percival	7/	6/	5/	6/	1/
BEARS	7/	6/	5/	6/	1/
OPPONENTS	2/	2/	4/	3/	0/
Percival:	43, 31, 33, 39, 31, 28, 15, 14, 12, 42, 21, 47, 10, 43, 42, 15, 34, 14, 20, 50, 46, 20, 20, 14, 26				
OPPONENTS:	37,43,30,37,44,38,19,20,21,49,19				

DEFENSE	T	S	A	FF	FR	PD	Sa	Int
(Top 9)								
Butkus	127	55	NA	1	NA	NA	0.0	3
Buffone	92	34	NA	1	NA	NA	9.0	1
Evey	52	36	NA	0	NA	NA	8.0	1
R. Taylor	47	11	NA	0	NA	NA	0.0	3
Phillips	35	20	NA	0	NA	NA	9.0	2
J. Taylor	35	9	NA	1	NA	NA	0.0	1
McRae	32	9	NA	0	NA	NA	7.0	4
Johnson	26	19	NA	0	NA	NA	5.0	0
Cornish	23	11	NA	0	NA	NA	0.0	0
SACKS:	Buffone 9.0, Phillips 9.0, Evey 8.0, McRae 7.0, Johnson 5.0							
TEAM:	30.0; OPPONENTS:	24.0						

USUAL STARTERS											
Offense						Defense					
WR.....	Dick Gordon					RE.....	Lloyd Phillips				
LT.....	Randy Jackson					RT.....	Dick Evey				
LG.....	George Seals					LT.....	John Johnson				
C.....	Mike Pyle					LE.....	Ed O'Bradovich				
RG.....	James Cadile					WLB.....	James Purnell				
RT.....	Bob Wetoska					MLB.....	Dick Butkus				
TE.....	Austin Denney					SLB.....	Doug Buffone				
WR.....	Cecil Turner					RCB.....	Joe Taylor				
QB.....	Jack Concannon					LCB.....	Bennie McRae				
RB.....	Gale Sayers					SS.....	Richie Petitbon				
FB.....	Ronnie Bull					FS.....	Roosevelt Taylor				

Team Stats	Bears	Avg
Total Yards.....	4058	289.9
Rushing Yards.....	2377	169.8
Passing Yards.....	1681	120.1
Points Scored.....	250	17.9
	Opp	Avg
Total Yards.....	4371	312.2
Rushing Yards.....	1704	121.7
Passing Yards.....	2667	190.5
Points Scored.....	333	23.8



CHICAGO BEARS ALL-TIME RESULTS

1969 CHICAGO BEARS STATISTICS

Record: 1-13, .071

4th Place, NFC Central

Head Coach: Jim Dooley

09/21	L	0-17	at Green Bay	50,861
09/28	L	17-20	at St. Louis	50,039
10/05	L	24-28	at N. Y. Giants	62,583
10/12	L	0-31	MINNESOTA	45,757
10/19	L	7-13	at Detroit	54,732
10/26	L	7-9	L.A. RAMS	45,985
11/02	L	14-31	at Minnesota	47,900
11/09	W	38-7	PITTSBURGH	45,851
11/16	L	31-48	at Atlanta	53,722
11/23	L	21-24	BALTIMORE	45,455
11/30	L	24-28	CLEVELAND	45,050
12/06	L	21-42	at San Francisco	32,826
12/14	L	3-21	GREEN BAY	45,216
12/21	L	3-20	DETROIT	41,879

	Bears	Opp
TOTAL FIRST DOWNS	237	208
Rushing	120	89
Passing	97	98
Penalty	20	21
3rd Down: Made/Att	NA	NA
3rd Down Pct.	NA	NA
4th Down: Made/Att	NA	NA
4th Down Pct.	NA	NA
TOTAL NET YARDS	3568	3881
Avg. Per Game	255	278
Total Plays	901	769
Avg. Per Play	3.9	5.1
NET YARDS RUSHING	2078	1900
Avg. Per Game	148	136
Total Rushes	462	440
NET YARDS PASSING	1490	1981
Avg. Per Game	106	142
Sacked/Yards Lost	55/439	33/258
Gross Yards	1929	2239
Att./Comp.	384/193	296/150
Completion Pct.	50.1	50.7
Had Intercepted	21	16
PUNTS/AVERAGE	76/39.0	59/41.7
NET PUNTING AVG.	NA	NA
PENALTIES/YARDS	89/940	66/612
FUMBLES/BALL LOST	27/17	21/11
TOUCHDOWNS	26	43
Rushing	14	17
Passing	11	23
Returns	1	3

PASSING	Att	Cmp	Yds	Cmp%	Yd/Att	TD	TD%	Int	Int%	Lg	Sack/Lost	Rating
Concannon	160	87	783	54.4	4.89	4	2.5	8	5.0	38	14/104	55.3
Douglass	148	68	773	45.9	5.22	5	3.4	8	5.4	48	37/312	50.9
Carter	71	36	343	50.7	4.83	2	2.8	5	7.0	41	3/20	44.5
Green	2	2	30	100.0	15.00	0	0.0	0	0.0	19	0/0	118.8
Bull	1	0	0	0.0	0.00	0	0.0	0	0.0	0	0/0	39.6
Sayers	2	0	0	0.0	0.00	0	0.0	0	0.0	0	1/3	39.6
BEARS	384	193	1929	50.1	5.02	11	2.9	21	5.5	48	55/439	51.7
OPPONENTS	296	150	2239	50.7	7.56	23	7.8	16	5.4	77	33/258	79.2

Score by Period	1	2	3	4	Tot
BEARS	30	86	57	37	210
OPPONENTS	79	88	76	96	339

SCORING	TDs:Ru-Pa-R K-PAT				FG	S	Pts	
Percival	0	0	0	0	26/26	8/21	0	50
Sayers	8	8	0	0			0	48
Wallace	5	0	5	0			0	30
Gordon	4	0	4	0			0	24
Piccolo	3	2	1	0			0	18
Douglass	2	2	0	0			0	12
Concannon	1	1	0	0			0	6
Denney	1	0	1	0			0	6
Hull	1	1	0	0			0	6
Youngblood	1	0	0	1			0	6
BEARS	26	14	11	1	26/26	8/21	0	210
OPPONENTS	43	17	23	3	42/42	13/27	0	339

RUSHING	No	Yds	Avg	Lg	TD
Sayers	236	1032	4.4	28	8
Douglass	51	408	8.0	39	2
Bull	44	187	4.3	16	0
Piccolo	45	148	3.3	15	2
Hull	29	81	2.8	14	1
Concannon	22	62	2.8	30	1
Montgomery	15	52	3.5	6	0
Gordon	2	28	14.0	22	0
Kurek	8	24	3.0	6	0
Carter	4	19	4.8	11	0
Green	1	17	17.0	17	0
Wallace	4	16	4.0	15	0
Denney	1	4	4.0	4	0
BEARS	462	2078	4.5	39	14
OPPONENTS	440	1900	4.3	80	17

RECEIVING	No	Yds	Avg	Lg	TD
Wallace	47	553	11.8	45	5
Gordon	36	414	11.5	41	4
Denney	22	203	9.2	29	1
Piccolo	17	143	8.4	25	1
Sayers	17	116	6.8	25	0
Bull	14	91	6.5	17	0
Simmons	13	178	13.0	48	0
Hull	12	63	5.3	29	0
Ogden	7	100	14.3	21	0
Kurek	4	30	7.5	13	0
Montgomery	2	8	4.0	6	0
Turner	1	19	19.0	19	0
Lyle	1	11	11.0	11	0
BEARS	193	1929	10.0	48	11
OPPONENTS	150	2239	14.9	77	23

PUNTING	No	Yds	Avg	Net	TB	In	Lg	B
Green	76	2964	39.0					59 0
BEARS	76	2964	39.0					59 0
OPPONENTS	59	2460	41.7					72

INTS	No	Yds	Avg	Lg	TD
J. Taylor	3	37	12.3	23	0
Daniels	3	37	12.3	32	0
Youngblood	3	22	7.3	22t	1
Butkus	2	13	6.5	11	0
Buffone	2	12	6.0	12	0
Lyle	1	10	10.0	10	0
Pride	1	1	1.0	1	0
McRae	1	0	0.0	0	0
BEARS	16	132	8.3	32	1
OPPONENTS	21	NA	NA	44	0

KO RETURNS	No	Yds	Avg	Lg	TD
Sayers	14	339	24.2	52	0
Lyle	11	248	22.5	32	0
Turner	10	326	32.6	74	0
Gordon	6	105	17.5	27	0
Kurek	4	66	16.5	20	0
Butkus	3	28	9.3	28	0
Seals	2	20	10.0	20	0
Holman	1	0	0.0	0	0
Kuechenberg	1	0	0.0	0	0
BEARS	52	1132	21.8	74	0
OPPONENTS	38	921	24.3	86	1

PUNT RET.	Ret	FC	Yds	Avg	Lg	TD
Lyle	12	1	78	6.5	27	0
Piccolo	9	5	43	4.8	15	0
Turner	8	2	32	4.0	12	0
Gordon	1	0	11	11.0	11	0
Sayers	0	1	0	0.0	0	0
BEARS	30	9	164	5.47	27	0
OPPONENTS	28	NA	106	3.75	24	0

FGs	1-19	20-29	30-39	40-49	50+
Percival	1/	3/	4/	0/	0/
BEARS	1/	3/	4/	0/	0/
OPPONENTS	3/	4/	3/	3/	0/
Percival: 34,10,37,27,35,21,25,38					
OPPONENTS: 32,24,20,46,28,23,11,48,30,17,17,43,31					

DEFENSE	T	S	A	FF	FR	PD	Sa	Int
(Top 6)								
Buffone	68	NA	NA	NA	NA	NA	3.0	2
Taylor	41	30	11	NA	NA	NA	0.0	3
Holman	40	14	26	NA	NA	NA	0.0	0
Evey	39	3	36	NA	NA	NA	6.0	0
O'Bradovich	35	14	21	NA	NA	NA	0.0	0
McRae	25	20	5	NA	NA	NA	0.0	1
SACKS:	Evey 6.0, Buffone, 3.0							
TEAM	33.0, OPPONENTS 55.0							

USUAL STARTERS

Offense

WR..... Bob Wallace
LT..... Randy Jackson
LG..... George Seals
C..... Mike Pyle
RG..... James Cadile
RT..... Rufus Mayes
TE..... Austin Denney
WR..... Dick Gordon
QB..... Bobby Douglass
RB..... Gale Sayers
FB..... Ronnie Bull

Defense

RE..... Ed O'Bradovich
RT..... Willie Holman
LT..... Frank Cornish
LE..... Dick Evey
WLB..... Rudy Kuechenberg
MLB..... Dick Butkus
SLB..... Doug Buffone
RCB..... Joe Taylor
LCB..... Bennie McRae
SS..... George Youngblood
FS..... Dick Daniels

Team Stats

	Bears	Avg
Total Yards.....	3568	254.9
Rushing Yards.....	2078	148.4
Passing Yards.....	1490	106.4
Points Scored.....	210	15.0

Opp Avg

	Opp	Avg
Total Yards.....	3881	277.2
Rushing Yards.....	1900	135.7
Passing Yards.....	1981	141.5
Points Scored.....	339	19.7

1970 CHICAGO BEARS STATISTICS

Record: 6-8, .429
3rd Place, NFC Central
Head Coach: Jim Dooley

09/19 W 24-16	at N.Y. Giants	62,936
09/27 W 20-16	PHILADELPHIA	53,643
10/05 L 14-28	at Detroit	58,210
10/11 L 0-24	MINNESOTA	45,405
10/18 L 7-20	SAN DIEGO	45,278
10/25 L 10-16	DETROIT	45,632
11/01 W 23-14	at Atlanta	58,850
11/08 L 16-37	SAN FRANCISCO	45,607
11/15 L 19-20	at Green Bay	56,263
11/22 W 31-13	BUFFALO	41,015
11/29 L 20-21	at Baltimore	60,240
12/05 L 13-16	at Minnesota	47,900
12/13 W 35-17	GREEN BAY	44,957
12/20 W 24-3	at New Orleans	63,518

	Bears	Opp
TOTAL FIRST DOWNS	179	234
Rushing	83	83
Passing	76	133
Penalty	20	18
3rd Down: Made/Att	NA	NA
3rd Down Pct.	NA	NA
4th Down: Made/Att	NA	NA
4th Down Pct.	NA	NA
TOTAL NET YARDS	3265	4067
Avg. Per Game	233.2	290.5
Total Plays	808	895
Avg. Per Play	4.0	4.5
NET YARDS RUSHING	1092	1471
Avg. Per Game	78.0	105.1
Total Rushes	353	459
NET YARDS PASSING	2173	2596
Avg. Per Game	135.9	171.7
Sacked/Yards Lost	33/258	42/329
Gross Yards	2431	2925
Att./Comp.	422/210	394/233
Completion Pct.	49.8	59.1
Had Intercepted	23	17
PUNTS/AVERAGE	84/40.8	87/37.6
NET PUNTING AVG.	NA	NA
PENALTIES/YARDS	NA	NA
FUMBLES/BALL LOST	29/14	27/13
TOUCHDOWNS	28	31
Rushing	3	11
Passing	21	18
Returns	4	2

PASSING	Att	Cmp	Yds	Cmp%	Yd/Att	TD	TD%	Int	Int%	Lg	Sack/Lost	Rating
Concannon	385	194	2130	50.4	5.55	16	4.2	18	4.7	69	24/206	61.5
Douglass	30	12	218	40.0	7.27	4	13.3	3	10.0	53	7/46	65.7
Green	2	2	37	100.0	18.50	0	0.0	0	0.0	34	0/0	118.8
Bull	4	2	46	50.0	11.50	1	25.0	1	25.0	34	0/0	91.7
Nix	1	0	0	0.0	0.00	0	0.0	1	100.0	0	1/2	39.6
Lyle	0	0	0	0.0	0.00	0	0.0	0	0.0	0	1/4	-
BEARS	422	210	2431	49.8	5.76	21	5.0	23	5.5	69	33/258	61.4
OPPONENTS	394	233	2925	59.1	7.42	18	4.6	17	4.3	79	42/329	79.5

Score by Period	1	2	3	4	Tot
BEARS	82	57	37	73	256
OPPONENTS	48	60	82	78	261

SCORING	TDs:	Ru-Pa-R	K-PAT	FG	S	Pts
Percival	0	0	0	28/28	20/34	0 88
Gordon	13	0	13	0		0 78
Seymour	4	0	4	0		0 24
Turner	4	0	0	4		0 24
Concannon	2	2	0	0		0 12
Farmer	2	0	2	0		0 12
Coady	1	0	1	0		0 6
Ogden	1	0	1	0		0 6
Shy	1	1	0	0		0 6
BEARS	28	3	21	4	28/28	20/34 0 256
OPPONENTS	31	11	18	2	27/27	16/29 0 261

RUSHING	No	Yds	Avg	Lg	TD
Montgomery	62	229	3.7	38	0
Shy	79	227	2.9	45	1
Bull	68	214	3.2	28	0
Concannon	42	136	3.2	16	2
Hull	32	99	3.1	13	0
Sayers	23	52	2.3	15	0
Baynham	26	68	2.6	9	0
Kurek	6	24	4.0	11	0
Douglass	7	22	3.1	7	0
Gordon	4	17	4.3	7	0
Green	1	7	7.0	7	0
Turner	3	-3	-1.0	0	0
BEARS	353	1092	3.1	45	3
OPPONENTS	459	1471	3.2	23	11

RECEIVING	No	Yds	Avg	Lg	TD
Gordon	71	1026	14.5	69	13
Farmer	31	496	16.0	60	2
Wallace	15	160	10.7	33	0
Montgomery	14	75	5.4	17	0
Bull	13	60	4.6	17	0
Hull	13	44	3.4	17	0
Baynham	12	43	3.6	13	0
Shy	10	147	14.7	64	0
Hester	7	54	7.7	16	0
Seymour	6	145	24.2	53	4
Coady	6	44	7.3	14	1
Cole	3	47	15.7	34	0
Kurek	3	11	3.7	5	0
Turner	2	43	21.5	34	0
Ogden	1	6	6.0	6	1
Percival	1	19	19.0	19	0
Lyle	1	5	5.0	5	0
Sayers	1	-6	-6.0	-6	0
BEARS	210	2431	10.3	69	21
OPPONENTS	233	2925	11.1	79	18

PUNTING	No	Yds	Avg	Net	TB	In	Lg	B
Green	83	3395	40.9				56	0
Lyle	1	29	29.0				29	0
BEARS	84	3424	40.8				56	0
OPPONENTS	87	3271	37.6				62	

INTS	No	Yds	Avg	Lg	TD
Buffone	4	33	8.3	16	0
Butkus	3	0	0.0	0	0
Taylor	2	18	9.0	18	0
Brupbacher	2	17	8.5	7	0
Clark	1	32	32.0	32	0
Davis	1	0	0.0	0	0
McRae	1	0	0.0	0	0
Seals	1	0	0.0	0	0
BEARS	17	100	5.9	32	0
OPPONENTS	23	NA	NA	43	1

KO RETURNS	No	Yds	Avg	Lg	TD
Smith	28	651	23.2	46	0
Turner	23	752	32.7	96t	4
Montgomery	4	69	17.3	21	0
Butkus	1	0	0.0	0	0
BEARS	56	1472	26.3	96	4
OPPONENTS	47	935	19.9	32	0

PUNT RET.	Ret	FC	Yds	Avg	Lg	TD
Smith	33	1	128	3.9	15	0
Cole	14	1	83	5.9	15	0
Lyle	9	3	37	4.1	10	0
Turner	1	0	0	0.0	0	0
BEARS	57	5	246	4.3	15	0
OPPONENTS	40	NA	268	6.7	76	0

FGs	1-19	20-29	30-39	40-49	50+
Percival	4/	5/	9/	1/	1/
BEARS	4/	5/	9/	1/	1/
OPPONENTS	2/	5/	2/	7/	0/
Percival:	28,17,36,11,30,47,31,36,37,19,23,38,13,31,37,28,27,33,24,50				
OPPONENTS:	25,20,45,42,22,43,49,31,40,17,49,21,23,10,32,47				

DEFENSE (Top 10)	T	S	A	FF	FR	PD	Sa	Int
Butkus	132	48	84	NA	2	NA	0.0	3
Buffone	90	40	50	NA	0	NA	0.0	4
Caffey	82	41	41	NA	0	NA	0.0	0
Holman	79	31	48	NA	0	NA	12.0	0
Seals	54	22	32	NA	1	NA	5.0	1
Clark	44	18	26	NA	0	NA	0.0	1
Staley	42	6	36	NA	0	NA	7.0	0
McRae	37	10	27	NA	0	NA	0.0	1
Daniels	33	14	19	NA	0	NA	0.0	0
O'Bradovich	27	19	8	NA	0	NA	8.0	0
SACKS:	Holman 12.0, O'Bradovich 8.0, Staley 7.0, Seals 5.0							
TEAM	42.0, OPPONENTS 33.0							

USUAL STARTERS											
Offense				Defense							
WR	Dick Gordon			RE.....	Ed O'Bradovich						
LT	Randy Jackson			RT.....	Bill Staley						
LG	Glen Holloway			LT	George Seals						
C.....	Bob Hyland			LE	Willie Holman						
RG	James Cadile			WLB.....	Lee Roy Caffey						
RT.....	Wayne Mass			MLB.....	Dick Butkus						
TE.....	Rich Coady			SLB.....	Doug Buffone						
WR	George Farmer			RCB.....	Joe Taylor						
QB	Jack Concannon			LCB.....	Bennie McRae						
RB	Ross Montgomery			SS.....	Phil Clark						
FB.....	Ronnie Bull			FS.....	Dick Daniels						

Team Stats	Bears	Avg
Total Yards.....	3265.....	233.2
Rushing Yards.....	1092.....	78.0
Passing Yards.....	2173.....	155.2
Points Scored.....	256.....	18.3
	Opp	Avg
Total Yards.....	4067.....	290.5
Rushing Yards.....	1471.....	105.1
Passing Yards.....	2596.....	185.4
Points Scored.....	261.....	18.6



1971 CHICAGO BEARS STATISTICS

Record: 6-8, .429

3rd Place, NFC Central

Head Coach: Jim Dooley

09/19 W 17-15	PITTSBURGH	55,049
09/26 W 20-17	at Minnesota	47,900
10/03 L 3-17	at L.A. Rams	66,957
10/10 W 35-14	NEW ORLEANS	55,049
10/17 L 0-13	at San Francisco	44,133
10/24 W 28-23	at Detroit	54,418
10/31 W 23-19	DALLAS	55,049
11/07 L 14-17	GREEN BAY	55,049
11/14 W 16-15	WASHINGTON	55,049
11/21 L 3-28	DETROIT	55,049
11/29 L 3-34	at Miami	75,312
12/05 L 3-6	at Denver	51,200
12/12 L 10-31	at Green Bay	56,263
12/19 L 10-27	MINNESOTA	55,049

	Bears	Opp
TOTAL FIRST DOWNS	189	234
Rushing	75	99
Passing	99	117
Penalty	15	18
3rd Down: Made/Att	NA	NA
3rd Down Pct.	NA	NA
4th Down: Made/Att	NA	NA
4th Down Pct.	NA	NA
TOTAL NET YARDS	3336	4520
Avg. Per Game	238.3	322.9
Total Plays	857	899
Avg. Per Play	3.9	5.0
NET YARDS RUSHING	1434	2116
Avg. Per Game	102.4	151.4
Total Rushes	365	509
NET YARDS PASSING	1902	2404
Avg. Per Game	135.9	171.7
Sacked/Yards Lost	49/392	28/203
Gross Yards	2294	2607
Att./Comp.	443/186	362/192
Completion Pct.	41.9	53.0
Had Intercepted	28	22
PUNTS/AVERAGE	77/40.1	66/40.8
NET PUNTING AVG.	NA	NA
PENALTIES/YARDS	78/746	78/819
FUMBLES/BALL LOST	28/18	36/23
TOUCHDOWNS	20	29
Rushing	6	14
Passing	12	12
Returns	2	3

PASSING	Att	Cmp	Yds	Cmp%	Yd/Att	TD	TD%	Int	Int%	Lg	Sack/Lost	Rating
Douglass	225	91	1164	40.4	5.17	5	2.2	15	6.7	64	30/235	37.0
Nix	137	51	760	37.2	5.55	6	4.4	10	7.3	41	10/91	40.4
Concannon	77	42	334	54.5	4.34	0	0.0	3	3.9	28	8/61	49.4
Shy	1	1	23	100.0	23.00	1	100.0	0	0.0	23t	1/5	158.3
Green	2	1	13	50.0	6.50	0	0.0	0	0.0	13	0/0	70.8
Wallace	1	0	0	0.0	0.00	0	0.0	0	0.0	0	0/0	39.6
BEARS	443	186	2294	41.9	5.18	12	2.7	28	6.3	64	49/392	41.3
OPPONENTS	362	192	2607	53.0	7.20	12	3.3	22	6.1	77	28/203	62.0

Score by Period	1	2	3	4	Tot
BEARS	34	57	25	69	185
OPPONENTS	63	96	60	57	276

SCORING	TDs:Ru-Pa-R	K-PAT	FG	S	Pts
Percival	0	0	0	0	18/18 15/33 0 63
Farmer	5	0	5	0	0 30
Gordon	5	0	5	0	0 30
Douglass*	3	3	0	0	1/1 0 19
Shy	2	2	0	0	0 12
Wallace	2	0	2	0	0 12
Pinder	1	1	0	0	0 6
Brupbacher	1	0	0	1	0 6
Seals	1	0	0	1	0 6
Butkus**	0	0	0	0	1/1 0 1
BEARS	20	6	12	2	20/20 15/33 0 185
OPPONENTS	29	14	12	3	28/29 24/39 1 276

*Douglass conversion on a run
**Butkus conversion on pass from Douglass

RUSHING	No	Yds	Avg	Lg	TD
Shy	116	420	3.6	21	2
Pinder	63	311	4.9	40	1
Douglass	39	284	7.0	30	3
Grabowski	51	149	2.9	9	0
Jo. Moore	29	90	3.1	12	0
Tucker	32	82	2.6	21	0
Sayers	13	38	2.9	9	0
Buffone	1	19	19.0	19	0
Harrison	5	13	2.6	12	0
Nix	9	12	1.3	14	0
Farmer	1	11	11.0	11	0
Concannon	5	5	1.0	2	0
Wallace	1	0	0.0	0	0
BEARS	365	1434	3.9	40	6
OPPONENTS	509	2116	4.1	52	14

RECEIVING	No	Yds	Avg	Lg	TD
Farmer	46	737	16.0	64	5
Gordon	43	610	14.2	45	5
Wallace	27	400	14.8	58	2
Shy	19	163	8.6	25	0
Grabowski	17	100	5.9	25	0
Tucker	11	65	5.9	21	0
Pinder	10	51	5.1	14	0
Seymour	5	75	15.0	21	0
Thomas	3	40	13.3	28	0
Jo. Moore	2	22	11.0	18	0
Harrison	2	18	9.0	12	0
Turner	1	13	13.0	13	0
BEARS	186	2294	12.3	64	12
OPPONENTS	192	2607	13.6	77	12

PUNTING	No	Yds	Avg	Net	TB	In	Lg	B
Green	77	3088	40.1				60	0
BEARS	77	3088	40.1				60	0
OPPONENTS	66	2693	40.8				60	

INTS	No	Yds	Avg	Lg	TD
Ford	5	46	9.2	24	0
Butkus	4	9	2.3	9	0
Taylor	3	69	23.0	39	0
Smith	3	48	16.0	27	0
Buffone	2	27	13.5	18	0
Brupbacher	2	34	17.0	34	0
Lyle	1	29	29.0	29	0
Gunn	1	5	5.0	5	0
Jeter	1	0	0.0	0	0
BEARS	22	267	12.1	39	0
OPPONENTS	28	465	16.6	89	1

KO RETURNS	No	Yds	Avg	Lg	TD
Turner	31	639	20.6	40	0
Smith	26	671	25.8	41	0
Butkus	2	15	7.5	12	0
BEARS	59	1325	22.5	41	0
OPPONENTS	32	818	25.6	102t	1

PUNT RET.	Ret	FC	Yds	Avg	Lg	TD
Smith	26	4	194	7.5	43	0
Turner	9	5	63	7.0	21	0
Lyle	1	0	5	5.0	5	0
BEARS	36	9	262	7.4	43	0
OPPONENTS	31	22	172	5.5	38	0

FGs	1-19	20-29	30-39	40-49	50+
Percival	4/	1/	5/	5/	0/
BEARS	4/	1/	5/	5/	0/
OPPONENTS	6/	9/	6/	3/	0/
Percival:	33,45,45,36,44,38,35,15,42,9,41,15				
	34,12,22				
OPPONENTS:	32,29,42,14,23,9,15,28,49,29,10,22,				
	30,12,37,9,27,43,35,37,33,27,25,27				

DEFENSE	(Top 10)	T	S	A	FF	FR	PD	Sa	Int
Butkus	117	68	49	3	3	NA	1.0	4	
Holman	79	38	41	5	2	NA	9.0	0	
Buffone	76	67	9	2	1	NA	1.0	2	
Seals	74	59	15	0	1	NA	8.0	0	
Brupbacher	61	50	11	3	3	NA	0.0	2	
Smith	51	26	25	2	1	NA	0.0	3	
O'Bradovich	49	30	19	2	1	NA	7.0	0	
Ford	47	26	21	2	1	NA	0.0	5	
Taylor	47	13	34	0	1	NA	0.0	3	
Staley	37	20	17	0	1	NA	0.0	0	
SACKS:	Holman 9.0, Seals 8.0, O'Bradovich 7.0,								
	McGee 2.0, Buffone 1.0, Butkus 1.0								
TEAM	28.0, OPPONENTS 49.0								

USUAL STARTERS

Offense	Defense
WR..... Dick Gordon	RE..... Ed O'Bradovich
LT..... Randy Jackson	RT..... Bill Staley
LG..... Glen Holloway	LT..... George Seals
C..... Rich Coady	LE..... Willie Holman
RG..... James Cadile	WLB..... Ross Brupbacher
RT..... Steve Wright	MLB..... Dick Butkus
TE..... Bob Wallace	SLB..... Doug Buffone
WR..... George Farmer	RCB..... Joe Taylor
QB..... Bobby Douglass	LCB..... Charlie Ford
RB..... Don Shy	SS..... Ron Smith
FB..... Jim Grabowski	FS..... Jerry Moore

RANKINGS

Team Stats	Bears	Avg	Rank
Total Yards.....	3336	238.3	24
Rushing Yards.....	1434	102.4	23
Passing Yards.....	1902	135.9	18
Points Scored.....	185	13.2	25
	Opp	Avg	Rank
Total Yards.....	4520	322.9	23
Rushing Yards.....	2116	151.6	19
Passing Yards.....	2404	171.7	20
Points Scored.....	276	19.7	12

1972 CHICAGO BEARS STATISTICS

Record: 4-9-1, .321
4th Place, NFC Central
Head Coach: Abe Gibron

09/17	L	21-37	ATLANTA	55,701
09/24	T	13-13	L.A. RAMS	55,701
10/01	L	24-38	DETROIT	55,701
10/08	L	17-20	at Green Bay	56,263
10/15	W	17-0	at Cleveland	72,339
10/23	W	13-10	MINNESOTA	55,701
10/29	W	27-10	at St. Louis	50,464
11/05	L	0-14	at Detroit	54,418
11/12	L	17-23	GREEN BAY	55,701
11/19	L	21-34	SAN FRANCISCO	55,701
11/26	L	3-13	CINCINNATI	55,701
12/03	L	10-23	at Minnesota	49,784
12/10	W	21-12	at Philadelphia	65,720
12/17	L	21-28	at Oakland	54,711

	Bears	Opp
TOTAL FIRST DOWNS	190	224
Rushing	124	96
Passing	54	108
Penalty	12	20
3rd Down: Made/Att	62/181	76/192
3rd Down Pct.	34.3	39.6
4th Down: Made/Att	NA	NA
4th Down Pct.	NA	NA
TOTAL NET YARDS	3468	3923
Avg. Per Game	247.7	280.2
Total Plays	773	841
Avg. Per Play	4.5	4.7
NET YARDS RUSHING	2360	1751
Avg. Per Game	168.6	125.1
Total Rushes	536	476
NET YARDS PASSING	1108	2172
Avg. Per Game	79.1	155.1
Sacked/Yards Lost	32/175	23/173
Gross Yards	1283	2345
Att./Comp.	205/78	342/180
Completion Pct.	38.0	52.6
Had Intercepted	13	21
PUNTS/AVERAGE	67/41.2	62/41.2
NET PUNTING AVG.	NA	NA
PENALTIES/YARDS	74/574	69/644
FUMBLES/BALL LOST	40/22	37/14
TOUCHDOWNS	27	31
Rushing	15	11
Passing	9	16
Returns	3	4

PASSING	Att	Cmp	Yds	Cmp%	Yd/Att	TD	TD%	Int	Int%	Lg	Sack/Lost	Rating
Douglass	198	75	1246	37.9	6.29	9	4.5	12	6.1	85t	32/175	49.8
Green	2	1	23	50.0	11.50	0	0.0	1	50.0	23	0/0	52.1
Huarte	5	2	14	40.0	2.80	0	0.0	0	0.0	8	0/0	47.9
BEARS	205	78	1283	38.0	6.26	9	4.4	13	6.3	85t	32/175	48.1
OPPONENTS	342	180	2345	52.6	6.86	16	4.7	21	6.1	64t	23/173	64.5

Score by Period	1	2	3	4	Tot
BEARS	35	43	54	93	225
OPPONENTS	76	100	53	46	275

SCORING	TDs:Ru-Pa-R	K-PAT	FG	S	Pts		
Percival	0	0	0	0	26/26 12/24	0	62
Douglass	8	8	0	0		0	48
Thomas	4	0	3	1		0	24
Harrison	3	2	1	0		0	18
Pinder	3	3	0	0		0	18
Farmer	2	0	2	0		0	12
Parsons	1	0	1	0		0	6
Seymour	1	0	1	0		0	6
Lawson	1	1	0	0		0	6
Kosins	1	0	1	0		0	6
Smith	1	0	0	1		0	6
Shy	1	1	0	0		0	6
Brupbacher	1	0	0	1		0	6
Butkus*	0	0	0	0	1/1	0	1
BEARS	27	15	9	3	27/27 12/24	0	225
OPPONENTS	31	11	16	4	30/31 19/26	1	275

*Butkus conversion on pass from Douglass

*Butkus conversion on pass from Douglass

RUSHING	No	Yds	Avg	Lg	TD
Douglass	141	968	6.9	75t	8
Harrison	167	622	3.7	19	2
Shy	91	342	3.8	22	1
Pinder	87	300	3.4	19	3
Lawson	33	106	3.2	14	1
Butkus	1	28	28.0	28	0
Thomas	5	13	2.6	8	0
Kosins	3	5	1.7	3	0
Turner	3	0	0.0	11	0
Parsons	1	0	0.0	0	0
Huarte	1	-2	-2.0	-2	0
Seymour	1	-9	-9.0	-9	0
Farmer	2	-13	-6.5	-2	0
BEARS	536	2360	4.4	75t	15
OPPONENTS	476	1751	3.7	45t	11

RECEIVING	No	Yds	Avg	Lg	TD
Thomas	20	365	18.3	44	3
Farmer	14	380	27.1	85t	2
Seymour	10	165	16.5	35t	1
Shy	10	109	10.9	28	0
Lawson	8	120	15.0	40	0
Harrison	8	30	3.8	20	1
Turner	3	71	23.7	36	0
Kosins	2	15	7.5	8	1
Pinder	1	13	13.0	13	0
Wallace	1	9	9.0	9	0
Parsons	1	6	6.0	6t	1
BEARS	78	1283	16.5	85t	9
OPPONENTS	180	2345	13.0	64t	16

PUNTING	No	Yds	Avg	Net	TB	In	Lg	B
Green	67	2758	41.2					58 0
BEARS	67	2758	41.2					58 0
OPPONENTS	62	2668	43.0					64 1

INTS	No	Yds	Avg	Lg	TD
Ford	7	104	14.9	43	0
Taylor	4	0	0.0	0	0
Butkus	2	19	9.5	14	0
Jeter	2	0	0.0	0	0
Lyle	2	52	26.0	35	0
Buffone	1	0	0.0	0	0
Brupbacher	1	11	11.0	11	0
Je. Moore	1	5	5.0	5	0
Smith	1	2	2.0	2	0
BEARS	21	193	9.2	43	0
OPPONENTS	13	104	8.0	NA	1

KO RETURNS	No	Yds	Avg	Lg	TD
Smith	30	924	30.8	94t	1
Turner	16	409	25.6	57	0
Clemons	2	53	26.5	27	0
Holloway	1	28	28.0	28	0
Butkus	1	15	15.0	15	0
Pinder	1	14	14.0	14	0
Horton	1	3	3.0	3	0
Thomas*	0	82	0.0	82t	1
BEARS	52	1528	29.4	94t	2
OPPONENTS	42	1025	24.4	89	0

*Thomas took handoff from Smith at STL (10/29)

PUNT RET.	Ret	FC	Yds	Avg	Lg	TD
Smith	26	3	163	6.3	29	0
Clemons	2	3	15	7.5	10	0
BEARS	28	6	178	6.4	29	0
OPPONENTS	24	26	126	5.3	32	0

FGs	1-19	20-29	30-39	40-49	50+
Percival	6/6	3/4	2/4	1/9	0/1
BEARS	6/6	3/4	2/4	1/9	0/1
OPPONENTS	4/4	7/8	6/8	1/3	1/3
Percival:()	(45N,19G,45G)(15G,41N)(12G,48N,51N)(8G)(21G,20G)(30N,12G,32G)(35N,49N)(45N,38G)(48N)(9G)(45N,27G)()(23N,46N)				
OPPONENTS:	(22G,39G,36G)(20G,45G,47N)(35G)(26G,34N,37G)()(21G,27N)(15G)()(51G,21G,21G)()(14G,39N,39G)(9G,14G,14G,30N)(33G,43N,54N)()				

DEFENSE	(Top 10)	T	S	A	FF	FR	PD	Sa	Int
Butkus	190	106	84	NA	4	NA	1.0	2	
Buffone	158	96	62	NA	0	NA	1.0	1	
Brupbacher	122	66	56	NA	1	NA	3.0	1	
Osborne	82	54	28	NA	2	NA	5.0	0	
Ford	64	50	14	NA	1	NA	1.0	7	
Smith	58	44	14	NA	0	NA	0.0	1	
McGee	72	39	33	NA	0	NA	2.0	0	
Taylor	45	38	7	NA	0	NA	0.0	4	
Rice	53	34	19	NA	1	NA	3.0	0	
DeLong	50	28	22	NA	0	NA	3.0	0	
SACKS:	Osborne 5.0, Brupbacher 3.0, DeLong 3.0, Rice 3.0, Gunn 2.0, Horton 2.0, McGee 2.0, Buffone 1.0, Butkus 1.0, Line 1.0								
TEAM	23.0, OPPONENTS	32.0							

USUAL STARTERS										RANKINGS						
Offense					Defense					Team Stats		Bears	Avg	Rank		
WR	Jim Seymour				RE.....	Steve DeLong				Total Yards.....	3468.....	247.7	23			
LT	Randy Jackson				RT	Bill Line				Rushing Yards.....	2360.....	168.6	4			
LG	Glen Holloway				LT	Jim Osborne				Passing Yards.....	1108.....	79.1	26			
C	Rich Coady				LE	Tony McGee				Points Scored.....	225.....	16.1	21			
RG	Bob Newton				WLB.....	Ross Brupbacher										
RT	Bob Asher				MLB.....	Dick Butkus										
TE	Earl Thomas				SLB.....	Doug Buffone				Total Yards.....	3923.....	280.2	13			
WR	George Farmer				RCB.....	Joe Taylor				Rushing Yards.....	1751.....	125.1	8			
QB	Bobby Douglass				LCB.....	Charlie Ford				Passing Yards.....	2172.....	155.1	11			
RB	Cyril Pinder/Don Shy				SS.....	Ron Smith				Points Scored.....	275.....	19.6	15			
FB.....	Jim Harrison				FS.....	Jerry Moore										



1973 CHICAGO BEARS STATISTICS

Record: 3-11, .214
4th Place, NFC Central
Head Coach: Abe Gibron

09/16	L	17-20	DALLAS	50,955
09/23	L	13-22	MINNESOTA	52,035
09/30	W	33-14	at Denver	51,159
10/07	L	16-21	at New Orleans	56,561
10/14	L	6-46	at Atlanta	47,342
10/21	L	10-13	NEW ENGLAND	47,643
10/28	W	35-14	HOUSTON	43,755
11/04	W	31-17	at Green Bay	53,231
11/12	L	7-19	at Kansas City	70,664
11/18	L	7-30	DETROIT	48,625
11/25	L	13-31	at Minnesota	46,430
12/02	L	0-26	L.A. RAMS	47,620
12/09	L	7-40	at Detroit	41,729
12/16	L	0-21	GREEN BAY	29,157

	Bears	Opp
TOTAL FIRST DOWNS	193	247
Rushing	97	138
Passing	77	90
Penalty	19	19
3rd Down: Made/Att	68/209	64/196
3rd Down Pct.	32.5	32.7
4th Down: Made/Att	NA	NA
4th Down Pct.	NA	NA
TOTAL NET YARDS	3129	4183
Avg. Per Game	223.5	298.8
Total Plays	848	898
Avg. Per Play	3.7	4.7
NET YARDS RUSHING	1907	2509
Avg. Per Game	136.2	179.2
Total Rushes	496	563
NET YARDS PASSING	1222	1674
Avg. Per Game	87.3	119.6
Sacked/Yards Lost	49/395	32/304
Gross Yards	1617	1978
Att./Comp.	303/136	303/156
Completion Pct.	44.9	51.5
Had Intercepted	16	14
PUNTS/AVERAGE	86/39.8	66/40.5
NET PUNTING AVG.	NA	NA
PENALTIES/YARDS	86/817	77/672
FUMBLES/BALL LOST	40/27	35/19
TOUCHDOWNS	22	37
Rushing	11	19
Passing	8	17
Returns	3	1

PASSING	Att	Cmp	Yds	Cmp%	Yd/Att	TD	TD%	Int	Int%	Lg	Sack/Lost	Rating
Douglass	174	81	1057	46.6	6.07	5	2.9	7	4.0	63	27/215	59.0
Hill	1	1	35	100.0	35.00	0	0.0	0	0.0	35	0/0	118.8
Huff	126	54	525	42.9	4.17	3	2.4	8	6.3	29t	22/180	36.6
Garrett	1	0	0	0.0	0.00	0	0.0	0	0.0	0	0/0	39.6
Thomas	1	0	0	0.0	0.00	0	0.0	1	100.0	0	0/0	0.0
BEARS	303	136	1617	44.9	5.34	8	2.6	16	5.3	63	49/395	48.5
OPPONENTS	303	156	1978	51.5	6.53	17	5.6	14	4.6	54t	32/304	71.6

Score by Period	1	2	3	4	Tot
BEARS	40	50	58	47	201
OPPONENTS	50	120	75	89	334

SCORING	TDs:Ru-Pa-R	K-PAT	FG	S	Pts
Roder	0	0	0	0	11/11 8/16 0 35
Douglass	5	5	0	0	0 30
Garrett	5	5	0	0	0 30
Percival	0	0	0	0	10/11 6/8 0 28
Thomas	4	0	4	0	0 24
Harrison	3	1	2	0	0 18
Hill	2	0	0	2	0 12
Butkus	1	0	0	1	0 6
Farmer	1	0	1	0	0 6
Parsons	1	0	1	0	0 6
BEARS	22	11	8	3	21/22 14/24 0 195
OPPONENTS	37	19	17	1	35/37 25/38 1 334

RUSHING	No	Yds	Avg	Lg	TD
Garrett	175	655	3.8	35	5
Douglass	94	525	5.6	42	5
Harrison	100	370	3.7	17	1
Moore	58	191	3.3	25	0
Lawson	24	70	2.9	12	0
Kosins	24	65	2.7	7	0
Huff	11	22	2.0	8	0
Farmer	1	8	8.0	8	0
Sanderson	3	8	2.7	6	0
Thomas	1	5	5.0	5	0
Parsons	2	2	1.0	5	0
Hill	3	-14	-4.7	5	0
BEARS	496	1907	3.8	42	11
OPPONENTS	563	2509	4.5	53	19

RECEIVING	No	Yds	Avg	Lg	TD
Thomas	24	343	14.3	38	4
Garrett	23	292	12.7	39	0
Harrison	21	200	9.5	44t	2
Farmer	15	219	14.6	25	1
Cotton	13	186	14.3	63	0
Hill	10	119	11.9	18	0
Lawson	9	60	6.7	21	0
Reynolds	7	127	18.1	30	0
Sanderson	5	23	4.6	9	0
Kosins	4	8	2.0	10	0
Moore	3	17	5.7	6	0
Parsons	2	23	11.5	17	1
BEARS	136	1617	11.9	63	8
OPPONENTS	156	1978	12.7	54t	17

PUNTING	No	Yds	Avg	Net	TB	In	Lg	B
Green	82	3321	40.5					62 0
Parsons	4	106	26.5					33 0
BEARS	86	3427	39.8					62 0
OPPONENTS	66	2671	40.5					63 0

INTS	No	Yds	Avg	Lg	TD
Lyle	5	62	12.4	24	0
Buffone	3	22	7.3	22	0
Ford	2	50	25.0	41	0
Clemons	2	30	15.0	30	0
Butkus	1	0	0.0	0	0
Ellis	1	12	12.0	12	0
BEARS	14	176	12.6	41	0
OPPONENTS	16	335	20.9	95t	1

KO RETURNS	No	Yds	Avg	Lg	TD
Hill	27	637	23.6	95t	1
Garrett	16	486	30.4	67	0
Turner	8	127	15.9	84	0
Sanderson	2	44	22.0	25	0
Cotton	2	15	7.5	13	0
Parsons	2	15	7.5	15	0
Thomas*	0	12	0.0	12	0
Holloway	1	8	8.0	8	0
Osborne	1	0	0.0	0	0
BEARS	59	1344	22.8	95t	1
OPPONENTS	33	813	24.7	84	0

* Thomas took handoff from Hill at NO (10/7)

PUNT RET.	Ret	FC	Yds	Avg	Lg	TD
Hill	36	6	204	5.7	72	1
Moore	1	0	0	0.0	0	0
BEARS	37	6	204	5.5	72	1
OPPONENTS	40	26	294	7.4	42	0

FGs	1-19	20-29	30-39	40-49	50+
Percival	4/4	0/0	2/3	0/1	0/0
Roder	1/1	2/2	1/3	4/7	0/3
BEARS	5/5	2/2	3/6	4/8	0/3
OPPONENTS	6/6	6/6	8/12	5/12	0/2
Percival: (33G)(36N,31G,12G)(12G,10G)(10G,45N)					
Roder: (47N)(47G,42G)(56N,17G,40G,28G)(51N)(30G)(42N,37N)(43G,24G,49B)(39N)(54N)					
OPPONENTS: (25G,36B,11G)(41G,48N,25G,14G,11G,35G)(41N,34N,33N,39N)(23G,32G,33G)(32G,11G,43N)(25G)(47G,17G,43G,42G,51N)(26G,41N)(41G,45N)(52N,30G,16G,39G,26G)(36G,37G,48N)(32N)					

DEFENSE									
(Top 10)	T	S	A	FF	FR	PD	Sa	Int	
Chambers	132	101	31	NA	2	NA	9.0	0	0
Clemons	115	91	24	NA	1	NA	0.0	2	2
Buffone	102	83	19	NA	1	NA	1.0	3	3
Lyle	88	72	16	NA	1	NA	0.0	5	5
Butkus	90	64	26	NA	1	NA	0.0	1	1
Osborne	70	52	18	NA	1	NA	10.0	0	0
Rives	68	60	8	NA	1	NA	1.0	0	0
Taylor	67	54	13	NA	0	NA	0.0	0	0
McGee	61	48	13	NA	4	NA	1.0	0	0
Clark	54	43	11	NA	1	NA	0.0	0	0
SACKS: Osborne 10.0, Chambers 9.0, Tom 5.0, Hrivnak 2.0, Buffone 1.0, Gunn 1.0, Holman 1.0, McGee 1.0, Rice 1.0, Rives 1.0									
TEAM 32.0, OPPONENTS 49.0									

USUAL STARTERS

Offense	Defense
WR.....Earl Thomas	RE.....Mel Tom
LT.....Randy Jackson	RT.....Wally Chambers
LG.....Glen Holloway	LT.....Jim Osborne
C.....Rich Coady	LE.....Tony McGee
RG.....Bob Newton	WLB.....Bob Pifferini
RT.....Bob Asher	MLB.....Dick Butkus
TE.....Craig Cotton	SLB.....Doug Buffone
WR.....George Farmer	RCB.....Joe Taylor
QB.....Bobby Douglass	LCB.....Charlie Ford
RB.....Carl Garrett	SS.....Craig Clemons
FB.....Jim Harrison	FS.....Garry Lyle

RANKINGS

Team Stats	Bears	Avg	Rank
Total Yards.....	3129	223.5	26
Rushing Yards.....	1907	136.2	15
Passing Yards.....	1222	87.3	24
Points Scored.....	195	13.9	24
	Opp	Avg	Rank
Total Yards.....	4183	298.8	17
Rushing Yards.....	2509	179.2	25
Passing Yards.....	1674	119.6	6
Points Scored.....	334	23.9	20

1974 CHICAGO BEARS STATISTICS

Record: 4-10, .286

4th Place, NFC Central

Head Coach: Abe Gibrón

09/15	W	17-9	DETROIT	55,202
09/22	L	21-23	N.Y. JETS	55,753
09/29	L	7-11	at Minnesota	46,619
10/06	W	24-10	NEW ORLEANS	55,753
10/13	L	10-13	at Atlanta	58,850
10/21	W	10-9	GREEN BAY	55,753
10/27	L	6-16	at Buffalo	80,024
11/03	L	0-17	MINNESOTA	55,753
11/10	L	3-20	at Green Bay	48,273
11/17	L	0-34	SAN FRANCISCO	55,753
11/24	L	17-34	at Detroit	47,376
12/01	W	16-13	N.Y. GIANTS	55,753
12/08	L	21-28	at San Diego	36,997
12/15	L	0-42	at Washington	54,395

	Bears	Opp
TOTAL FIRST DOWNS	203	231
Rushing	92	104
Passing	96	102
Penalty	15	25
3rd Down: Made/Att	66/218	68/203
3rd Down Pct.	30.3	33.5
4th Down: Made/Att	NA	NA
4th Down Pct.	NA	NA
TOTAL NET YARDS	3200	3818
Avg. Per Game	228.6	272.7
Total Plays	866	873
Avg. Per Play	3.7	4.4
NET YARDS RUSHING	1480	1739
Avg. Per Game	105.7	123.6
Total Rushes	434	519
NET YARDS PASSING	1720	2079
Avg. Per Game	122.9	149.1
Sacked/Yards Lost	36/359	25/171
Gross Yards	2079	2250
Att./Comp.	396/185	329/174
Completion Pct.	46.7	52.9
Had Intercepted	22	18
PUNTS/AVERAGE	91/37.7	77/38.5
NET PUNTING AVG.	88/37.0	77/32.2
PENALTIES/YARDS	88/679	74/601
FUMBLES/BALL LOST	35/15	28/14
TOUCHDOWNS	18	33
Rushing	10	17
Passing	8	12
Returns	0	4

PASSING	Att	Cmp	Yds	Cmp%	Yd/Att	TD	TD%	Int	Int%	Lg	Sack/Lost	Rating
Huff	283	142	1663	50.2	5.88	6	2.1	17	6.0	73t	24/260	40.9
Douglass	100	41	387	41.0	3.87	2	2.0	4	4.0	40	9/69	42.4
Barnes	9	2	29	22.2	3.22	0	0.0	1	11.1	24	3/30	0.9
Parsons	1	0	0	0.0	0.0	0	0.0	0	0.0	0	0/0	39.6
Hill	1	0	0	0.0	0.0	0	0.0	0	0.0	0	0/0	39.6
Hodgins	1	0	0	0.0	0.0	0	0.0	0	0.0	0	0/0	39.6
Rather	1	0	0	0.0	0.0	0	0.0	0	0.0	0	0/0	39.6
BEARS	396	185	2079	46.7	5.25	8	2.0	22	5.6	73t	36/359	46.5
OPPONENTS	329	174	2250	52.9	6.84	12	3.6	18	5.5	69	25/171	64.0

Score by Period	1	2	3	4	OT	Tot
BEARS	40	27	34	51	0	152
OPPONENTS	44	102	49	84	0	279

SCORING	Tds:	Ru:	Pa:	R	K-PAT	FG	S	Pts
Roder	0	0	0	0	17/18	9/13	0	44
Rather	3	0	3	0	0	0	0	18
Grandberry	2	2	0	0	0	0	0	12
Huff	2	2	0	0	0	0	0	12
Garrett	2	1	1	0	0	0	0	12
Harrison	1	1	0	0	0	0	0	6
Douglass	1	1	0	0	0	0	0	6
Kosins	1	1	0	0	0	0	0	6
Williams	1	1	0	0	0	0	0	6
C. Taylor	1	1	0	0	0	0	0	6
Hill	1	0	1	0	0	0	0	6
Parsons	1	0	1	0	0	0	0	6
Wade	1	0	1	0	0	0	0	6
Wheeler	1	0	1	0	0	0	0	6
BEARS	18	10	8	0	17/18	9/13	0	152
OPPONENTS	33	17	12	4	29/33	16/23	2	279

RUSHING	No	Yds	Avg	Lg	TD
Grandberry	144	475	3.3	31	2
Garrett	96	346	3.6	19	1
Douglass	36	229	6.4	17	1
Williams	74	218	2.9	12	1
Harrison	36	94	2.6	16	1
Huff	23	37	1.6	11	2
Kosins	8	30	3.8	12	1
Barnes	1	19	19.0	19	0
C. Taylor	9	18	2.0	9	1
Gagnon	1	15	15.0	15	0
Rather	2	10	5.0	14	0
Hodgins	1	3	3.0	3	0
Rives	1	2	2.0	2	0
Pagac	1	-1	-1.0	-1	0
Wade	1	-15	-15.0	-15	0
BEARS	434	1480	3.4	31	10
OPPONENTS	519	1739	3.4	66	17

RECEIVING	No	Yds	Avg	Lg	TD
Wade	39	683	17.5	73t	0
Grandberry	30	212	7.1	40t	1
Rather	29	400	13.8	59	3
Williams	25	167	6.7	13	0
Garrett	16	132	8.3	20	1
Kelly	8	100	12.5	24	0
Hill	7	109	15.6	28	1
Pagac	6	79	13.2	24	0
Wheeler	5	59	11.8	19	1
Farmer	5	45	9.0	17	0
Harrison	5	38	7.6	14	0
Gagnon	4	20	5.0	16	0
C. Taylor	3	23	7.6	8	0
Parsons	2	9	4.5	5	1
Kosins	1	3	3.0	3	0
BEARS	185	2079	11.2	73t	8
OPPONENTS	174	2250	12.9	69	12

PUNTING	No	Yds	Avg	Net	TB	In	Lg	B
Parsons	90	3408	37.8				59	1
Barnes	1	27	27.0				27	0
BEARS	91	3435	37.7				59	1
OPPONENTS	77	2961	38.5				61	0

INTS	No	Yds	Avg	Lg	TD
Clemons	4	84	21.0	37	0
Lyle	3	57	19.0	36	0
Ellis	3	32	10.7	19	0
Montgomery	2	56	28.0	33	0
Knox	2	26	13.0	21	0
Bryant	2	11	5.5	11	0
J. Taylor	1	27	27.0	27	0
Buffone	1	0	0.0	0	0
BEARS	18	293	16.3	37	0
OPPONENTS	22	225	10.2	44	1

KO RETURNS	No	Yds	Avg	Lg	TD
C. Taylor	27	567	21.0	38	0
Grandberry	22	568	25.8	60	0
Pagac	3	53	17.6	21	0
Gagnon	2	32	16.0	16	0
Van Valkenburg	1	20	20.0	20	0
Gallagher	1	16	16.0	16	0
Kinney	1	0	0.0	0	0
BEARS	57	1256	22.0	69	0
OPPONENTS	35	700	20.0	33	0

PUNT RET.	Ret	FC	Yds	Avg	Lg	TD
Hill	33	NA	183	5.5	15	0
Knox	5	NA	35	7.0	12	0
Van Valkenburg	4	NA	22	5.5	14	0
Hodgins	2	NA	8	4.0	8	0
BEARS	44	NA	248	5.6	15	0
OPPONENTS	58	NA	633	10.9	95t	1

FGs	1-19	20-29	30-39	40-49	50+
Roder	0/0	4/5	3/5	2/3	0/0
BEARS	0/0	4/5	3/5	2/3	0/0
OPPONENTS	0/1	5/6	9/11	2/3	0/2

Roder:(29G)(46N)()(30G)(37G)(23G)(42G,28G)()
 (44G,20N,36N)(33N)(38G)(24G)()()

OPPONENTS:(53N)(19B,39G)(32G,31N)(23N, 21G)
 (35G,31G)(34G,33G,36G)(47G,55N,36G,25G, 36G)
 (23G)(45G,24G)(42B)(22G,32G)()()()

DEFENSE	T	S	A	FF	FR	PD	Sa	Int
(Top 10)								
Buffone	132	98	34	NA	NA	NA	0.0	1
Clemons	120	88	32	NA	NA	NA	0.0	4
Gunn	117	80	37	NA	NA	NA	1.0	0
Chambers	113	79	34	NA	NA	NA	6.0	0
Bryant	110	69	41	NA	NA	NA	3.0	2
Lyle	107	79	28	NA	NA	NA	0.0	3
Ellis	96	80	16	NA	NA	NA	0.0	3
Osborne	91	67	24	NA	NA	NA	3.0	0
J. Taylor	68	51	17	NA	NA	NA	0.0	1
Rives	65	37	28	NA	NA	NA	1.0	0

SACKS: Chambers 6.0, Tom 4.0, Osborne 3.0,
Bryant 3.0, Harris 2.0, Hrivnak 2.0, Gunn 1.0,
Hultz 1.0, Knox 1.0, Rives 1.0, Gallagher 1.0

TEAM 25.0 OPPONENTS 36.0

RANKINGS

Team Stats	Bears	Avg	Rank
Total Yards.....	3200.....	228.6.....	25.....
Rushing Yards.....	1480.....	105.7.....	23.....
Passing Yards.....	1720.....	122.9.....	23.....
Points Scored.....	152.....	10.9.....	25.....

	Opp	Avg	Rank
Total Yards.....	3818.....	272.7.....	9.....
Rushing Yards.....	1739.....	123.6.....	18.....
Passing Yards.....	2079.....	149.1.....	19.....
Points Scored.....	279.....	19.9.....	17.....

USUAL STARTERS	
Offense	Defense
WR.....Charles Wade	RE.....G. Hrivnak / M. Tom
LT.....Lionel Antoine	RT.....Wally Chambers
LG.....Ernie Janet	LT.....Jim Osborne
C.....Rich Coady	LE.....Dave Gallagher
RG.....Bob Newton	WLB.....Jimmy Gunn
RT.....Bob Asher	MLB.....D. Rives / W. Bryant
TE.....Fred Pagac	SLB.....Doug Buffone
WR.....Bo Rather	RCB.....Joe Taylor
QB.....Gary Huff	LCB.....Allan Ellis
RB.....Ken Grandberry	SS.....Craig Clemons
FB.....Perry Williams	FS.....Garry Lyle



1975 CHICAGO BEARS STATISTICS

Record: 4-10, .286

T-3rd Place, NFC Central

Head Coach: Jack Pardee

09/21	L	7-35	BALTIMORE	54,152
09/28	W	15-13	PHILADELPHIA	54,392
10/05	L	3-28	at Minnesota	48,446
10/12	L	7-27	at Detroit	74,032
10/19	L	3-34	at Pittsburgh	47,579
10/27	L	9-13	MINNESOTA	57,455
11/02	L	13-46	MIAMI	57,455
11/09	W	27-14	GREEN BAY	57,455
11/16	L	3-31	at San Francisco	47,484
11/23	L	10-38	at L.A. Rams	64,979
11/30	L	7-28	at Green Bay	56,267
12/07	W	25-21	DETROIT	53,234
12/14	L	20-34	ST. LOUIS	53,169
12/21	W	42-17	at New Orleans	51,142

	Bears	Opp
TOTAL FIRST DOWNS	190	282
Rushing	74	118
Passing	99	143
Penalty	17	21
3rd Down: Made/Att	53/198	87/222
3rd Down Pct.	26.8	39.2
4th Down: Made/Att	NA	NA
4th Down Pct.	NA	NA
TOTAL NET YARDS	3492	4576
Avg. Per Game	249.4	326.9
Total Plays	829	981
Avg. Per Play	4.2	4.7
NET YARDS RUSHING	1653	2070
Avg. Per Game	118.1	147.9
Total Rushes	441	547
NET YARDS PASSING	1839	2506
Avg. Per Game	131.4	179.0
Sacked/Yards Lost	32/330	35/319
Gross Yards	2169	2825
Att./Comp.	356/191	399/208
Completion Pct.	53.7	52.1
Had Intercepted	23	13
PUNTS/AVERAGE	94/39.0	86/41.4
NET PUNTING AVG.	NA	NA
PENALTIES/YARDS	100/881	78/723
FUMBLES/BALL LOST	35/17	29/14
TOUCHDOWNS	22	48
Rushing	11	25
Passing	9	22
Returns	2	1

PASSING	Att	Cmp	Yds	Cmp%	Yd/Att	TD	TD%	Int	Int%	Lg	Sack/Lost	Rating
Avellini	126	67	942	53.2	7.48	6	4.8	11	8.7	57	13/144	57.4
Huff	205	114	1083	55.6	5.28	3	1.5	9	4.4	49	16/168	57.1
Douglass	20	8	87	40.0	4.35	0	0.0	2	10.0	34	2/13	14.0
Adamle	2	2	57	100.0	28.50	0	0.0	0	0.0	44	1/5	119.0
Grim	1	0	0	0.0	0.00	0	0.0	0	0.0	0	0/0	39.6
Parsons	1	0	0	0.0	0.00	0	0.0	0	0.0	0	0/0	39.6
Payton	1	0	0	0.0	0.00	0	0.0	1	100.0	0	0/0	0.0
BEARS	356	191	2169	53.7	4.74	9	2.5	23	6.5	57	32/330	47.9
OPPONENTS	399	208	2825	52.1	5.92	22	5.5	13	3.3	79	35/319	74.8

Score by Period	1	2	3	4	OT	Tot
BEARS	37	45	49	60	0	191
OPPONENTS	65	137	72	105	0	379

SCORING	TDs:Ru-Pa-R	K-PAT	FG	S	Pts
B. Thomas	0	0	0	0	18/22 13/22 0 57
Payton	7	7	0	0	0 42
Latta	3	0	3	0	0 18
Grim	2	0	2	0	0 12
Rather	2	0	2	0	0 12
Edwards	1	0	1	0	0 6
Parsons	1	0	1	0	0 6
Douglass	1	1	0	0	0 6
Adamle	1	1	0	0	0 6
Harper	1	1	0	0	0 6
Avellini	1	1	0	0	0 6
Clemons	1	0	0	1	0 6
Livers	1	0	0	1	0 6
Hartenstine	0	0	0	0	1 2
BEARS	22	11	9	2	18/22 13/22 1 191
OPPONENTS	48	25	22	1	47/48 14/18 1 379

RUSHING	No	Yds	Avg	Lg	TD
Payton	196	679	3.5	54	7
Harper	100	453	4.5	32	1
Adamle	94	353	3.8	21	1
Edwards	27	73	2.7	16	0
Douglass	5	34	6.8	18	1
Musso	6	33	5.5	16	0
Rather	4	24	6.0	18	0
Huff	5	7	1.4	10	0
Avellini	4	-3	-0.8	1	1
BEARS	441	1653	3.7	54	11
OPPONENTS	547	2070	3.8	43	25

RECEIVING	No	Yds	Avg	Lg	TD
Rather	39	685	17.6	54	2
Payton	33	213	6.5	40	0
Grim	28	374	13.4	57	2
Harper	27	191	7.1	27	0
Latta	16	202	12.6	34	3
Adamle	15	111	7.4	25	0
Parsons	13	184	14.2	28	1
Edwards	11	86	7.8	14	1
Schubert	5	68	13.6	16	0
Farmer	2	32	16.0	17	0
Jackson	1	17	17.0	17	0
Sevy	1	6	6.0	6	0
BEARS	191	2169	11.4	57	9
OPPONENTS	208	2825	13.6	79	22

PUNTING	No	Yds	Avg	Net	TB	In	Lg	B
Parsons	93	3625	39.0				60	0
Payton	1	39.0	39.0				39	0
BEARS	94	3664	39.0				60	0
OPPONENTS	86	3560	41.4				62	0

INTS	No	Yds	Avg	Lg	TD
Clemons	2	109	54.5	76t	1
Plank	2	50	25.0	29	0
Livers	2	40	20.0	20t	1
Ellis	2	4	2.0	4	0
Babinecz	1	15	15.0	15	0
Buffone	1	12	12.0	12	0
Gunn	1	5	5.0	5	0
Gersbach	1	4	4.0	4	0
Ely	1	2	2.0	2	0
BEARS	13	241	18.5	76t	2
OPPONENTS	23	235	10.2	38	0

KO RETURNS	No	Yds	Avg	Lg	TD
Livers	27	529	19.6	34	0
Payton	14	444	31.7	70	0
Douthitt	13	333	25.6	64	0
Schubert	9	146	16.2	25	0
Knox	5	67	13.4	21	0
Harper	4	67	16.8	18	0
Adamle	1	27	27.0	27	0
Vactor	1	25	25.0	25	0
Rather	1	6	6.0	6	0
BEARS	75	1644	21.9	70	0
OPPONENTS	43	893	20.8	88	0

PUNT RET.	Ret	FC	Yds	Avg	Lg	TD
Livers	42	0	456	10.9	39	0
Schubert	6	1	33	5.5	16	0
Plank	3	1	23	7.7	12	0
Knox	1	0	0	0.0	0	0
Vactor	0	1	0	0.0	-	0
BEARS	52	3	512	9.8	39	0
OPPONENTS	49	20	303	6.2	34	0

FGs	1-19	20-29	30-39	40-49	50+
B. Thomas	0/0	3/7	5/6	4/7	1/2
BEARS	0/0	3/7	5/6	4/7	1/2
OPPONENTS	2/2	3/3	4/6	4/4	1/3

B. Thomas: () (44G,24G,26G)(46G)() (32G,43N) (43B)(20B,27G,31G)(34G,25N,48G)(27B,33G) (55G)() (36G,49N,41G,27B)(51N)(35N)
OPPONENTS: () (44G,43G)() (35N)(37G,18G)(52G,46G) (39G,32G,35G)() (23G,51N)(27G)() (33N)(40G,29G) (50N,19G)

DEFENSE	T	S	A	FF	FR	PD	Sa	Int
(Top 10)								
Plank	123	74	49	1	0	8	1.0	2
Bryant	112	74	38	0	3	5	0.0	0
Chambers	108	80	28	1	0	4	14.0	0
Buffone	99	65	34	5	1	7	0.0	1
Clemons	98	72	26	1	3	16	0.0	2
Ely	91	54	37	0	1	4	0.0	1
Stillwell	67	42	25	0	0	0	6.0	0
Hartenstine	61	36	25	1	2	3	5.0	0
Ellis	51	36	15	0	0	15	0.0	2
Osborne	48	34	14	3	0	0	7.0	0
SACKS:	Chambers 14.0, Osborne 7.0, Stillwell 6.0, Hartenstine 5.0, Harris 1.0, Plank 1.0, Team 1.0							
TEAM	35.0, OPPONENTS 32.0							

USUAL STARTERS

Offense

WR.....Bob Grim
LT.....Lionel Antoine
LG.....Noah Jackson
C.....Dan Peiffer
RG.....Mark Nordquist
RT.....Jeff Sevy
TE.....Bob Parsons
WR.....Bo Rather
QB.....Gary Huff
RB.....W. Payton/M. Adamle
FB.....Roland Harper

Defense

RE.....Richard Harris
RT.....Wally Chambers
LT.....Roger Stillwell
LE.....Mike Hartenstine
WLB.....Waymond Bryant
MLB.....Larry Ely
SLB.....Doug Buffone
RCB.....V. Livers/N. Wilson
LCB.....Allan Ellis
SS.....Doug Plank
FS.....Craig Clemons

RANKINGS

Team Stats

Total Yards.....3492.....249.4.....24
Rushing Yards.....1653.....118.1.....22
Passing Yards.....1839.....131.4.....23
Points Scored.....191.....13.6.....24

Opp

Total Yards.....4576.....326.9.....17
Rushing Yards.....2070.....147.9.....17
Passing Yards.....2506.....179.0.....22
Points Scored.....379.....27.1.....25

1976 CHICAGO BEARS STATISTICS

Record: 7-7, .500
2nd Place, NFC Central
Head Coach: Jack Pardee

09/12 W	10-3	DETROIT	57,359
09/19 W	19-12	at San Francisco	46,699
09/26 L	0-10	ATLANTA	56,969
10/03 W	33-7	WASHINGTON	57,359
10/10 L	19-20	at Minnesota	48,446
10/17 L	12-20	at L.A. Rams	76,651
10/24 L	21-31	at Dallas	64,902
10/31 W	14-13	MINNESOTA	57,359
11/07 L	27-28	OAKLAND	57,359
11/14 W	24-13	GREEN BAY	57,359
11/21 L	10-14	at Detroit	80,638
11/28 W	16-10	at Green Bay	56,267
12/05 W	34-7	at Seattle	64,735
12/12 L	14-28	DENVER	57,359

	Bears	Opp
TOTAL FIRST DOWNS	201	249
Rushing	115	103
Passing	67	128
Penalty	19	18
3rd Down: Made/Att	70/212	80/222
3rd Down Pct.	33.0	36.0
4th Down: Made/Att	NA	NA
4th Down Pct.	NA	NA
TOTAL NET YARDS	3843	4201
Avg. Per Game	274.5	300.1
Total Plays	880	971
Avg. Per Play	4.4	4.3
NET YARDS RUSHING	2363	1984
Avg. Per Game	168.8	141.7
Total Rushes	578	522
NET YARDS PASSING	1480	2217
Avg. Per Game	105.7	158.4
Sacked/Yards Lost	24/225	49/395
Gross Yards	1705	2612
Att./Comp.	278/123	401/200
Completion Pct.	44.2	49.9
Had Intercepted	15	24
PUNTS/AVERAGE	100/37.3	85/36.3
NET PUNTING AVG.	100/31.7	85/31.0
PENALTIES/YARDS	114/984	87/699
FUMBLES/BALL LOST	24/13	37/23
TOUCHDOWNS	31	25
Rushing	20	10
Passing	9	15
Returns	2	0

PASSING	Att	Cmp	Yds	Cmp%	Yd/Att	TD	TD%	Int	Int%	Lg	Sack/Lost	Rating
Avellini	271	118	1580	43.5	5.83	8	3.0	15	5.5	63	24/225	49.7
Carter	5	3	77	60.0	15.40	1	20.0	0	0.0	55t	0/0	145.0
Parsons	2	2	48	100.0	24.00	0	0.0	0	0.0	25	0/0	119.0
BEARS	278	123	1705	44.2	6.13	9	3.2	15	5.4	63	24/225	52.6
OPPONENTS	401	200	2612	49.9	6.51	15	3.7	24	6.0	75	49/395	58.1

Score by Period	1	2	3	4	OT	Tot
BEARS	69	47	99	38	0	253
OPPONENTS	23	80	34	79	0	216

SCORING	TDs:Ru-Pa-R	K-PAT	FG	S	Pts
Payton	13	13	0	0	0 78
B. Thomas	0	0	0	0	27/31 12/25 0 63
Scott	6	0	6	0	0 36
Musso	4	4	0	0	1 26
Harper	3	2	1	0	0 18
Adamle	1	0	1	0	1 8
Avellini	1	1	0	0	0 6
Hartenstine	1	0	0	1	0 6
Burks	1	0	1	0	0 6
Ellis	1	0	0	1	0 6
BEARS	31	20	9	2	27/31 12/25 2 253
OPPONENTS	25	10	15	0	13/25 25/25 0 216

RUSHING	No	Yds	Avg	Lg	TD
Payton	311	1390	4.5	60	13
Harper	147	625	4.3	28	2
Musso	57	200	3.5	11	4
Adamle	33	93	2.8	12	0
Avellini	18	58	3.2	15	1
Schreiber	4	15	3.8	11	0
Rather	1	4	4.0	4	0
Parsons	1	2	2.0	2	0
Carter	1	0	0.0	0	0
Scott	2	-4	-2.0	3	0
Latta	2	-8	-4.0	-3	0
Baschnagel	1	-12	-12.0	-12	0
BEARS	578	2363	4.1	60	20
OPPONENTS	522	1984	3.8	31	10

RECEIVING	No	Yds	Avg	Lg	TD
Harper	29	291	10.0	39	1
Scott	26	512	19.7	63	6
Latta	18	254	14.1	58	0
Payton	15	149	9.9	34	0
Baschnagel	13	226	17.4	58	0
Rather	5	33	6.6	7	0
Schubert	4	74	18.5	25	0
Adamle	4	28	7.0	12	1
Musso	4	26	6.5	9	0
Shanklin	2	32	16.0	35	0
Burks	1	55	55.0	55t	1
Schreiber	1	16	16.0	16	0
Parsons	1	9	9.0	9	0
BEARS	123	1705	13.9	63	9
OPPONENTS	200	2612	13.1	75	15

PUNTING	No	Yds	Avg	Net	TB	In	Lg	B
Parsons	99	3726	37.6	32.2	8	20	62	1
BEARS	100	3726	37.3	32.2	8	20	62	1
OPPONENTS	85	3085	36.3	31.0	9	17	69	0

INTS	No	Yds	Avg	Lg	TD
Brupbacher	7	49	7.0	25	0
Ellis	6	47	7.8	22	1
Plank	4	31	7.8	15	0
Livers	3	34	11.3	18	0
Bryant	2	6	3.0	3	0
Clemons	1	28	28.0	28	0
Chambers	1	8	8.0	8	0
Hartenstine	0	12	12.0	12	1
BEARS	24	215	9.0	28	2
OPPONENTS	15	213	14.2	67	0

KO RETURNS	No	Yds	Avg	Lg	TD
Baschnagel	29	754	26.0	48	0
Adamle	11	179	16.3	30	0
Harper	6	119	19.8	30	0
Livers	1	14	14.0	14	0
Musso	2	18	9.0	17	0
Schubert	1	3	3.0	3	0
Payton	1	0	0.0	0	0
BEARS	51	1087	21.3	48	0
OPPONENTS	54	969	17.9	38	0

PUNT RET.	Ret	FC	Yds	Avg	Lg	TD
Livers	28	0	205	7.3	51	0
Schubert	11	5	60	5.5	14	0
Baschnagel	2	1	2	1.0	3	0
Adamle	1	0	2	2.0	2	0
Knox	1	0	0	0.0	0	0
BEARS	43	6	269	6.3	51	0
OPPONENTS	44	20	346	7.9	45	0

FGs	1-19	20-29	30-39	40-49	50+
B. Thomas	0/0	3/3	4/6	5/11	0/5
BEARS	0/0	3/3	4/6	5/11	0/5
OPPONENTS	1/1	7/8	2/8	3/7	0/1
B. Thomas:(51N,27G)(45N,35G)(45N)(47G,34G,39G,35G)(52N)(50N,42G,48N,42N)(40N)(33N,31N)(46G)(52N,46G)(42G,25G,22G)(45N,51N)(429G,39G)(44G,52N,37G)(22G)(24G,24G)(43N)(37N,19G,27G)(48N)(45G,40N,31N)(27N)					

DEFENSE	(Top 10)	T	S	A	FF	FR	PD	Sa	Int
Rives	165	112	53	3	2	5	3.0	0	0
Clemons	130	94	36	2	1	6	0.0	1	1
Plank	130	90	40	4	4	12	0.0	4	4
Bryant	115	80	35	2	2	7	3.0	2	2
Chambers	102	80	22	3	0	1	8.0	1	1
Hartenstine	86	56	30	1	3	5	3.0	0	0
Osborne	79	59	20	2	0	2	15.0	0	0
Rydalch	70	53	17	1	1	0	7.0	0	0
Brupbacher	65	45	20	1	3	10	1.5	7	7
Ellis	64	58	6	1	0	11	0.0	6	6
SACKS: Osborne 15.0, Chambers 8.0, Rydalch 7.0, Stillwell 5.5, Bryant 3.0, Hartenstine 3.0, Rives 3.0, Meyers 2.5, Brupbacher 1.5, Berry 0.5									
TEAM 49.0, OPPONENTS 24.0									

USUAL STARTERS				RANKINGS			
Offense		Defense		Team Stats	Bears	Avg	Rank
WR.....	Brian Baschnagel	RE.....	Roger Stillwell	Total Yards.....	3843.....	274.5.....	20.....
LT.....	Lionel Antoine	RT.....	Wally Chambers	Rushing Yards.....	2362.....	168.8.....	6.....
LG.....	Noah Jackson	LT.....	Jim Osborne	Passing Yards.....	1480.....	105.7.....	28.....
C.....	Dan Neal	LE.....	Mike Hartenstine	Points Scored.....	253.....	18.1.....	17.....
RG.....	Revie Sorey/Jeff Sevy	WLB.....	Waymond Bryant				
RT.....	Jeff Sevy/Dennis Lick	MLB.....	Don Rives				
TE.....	Greg Latta	SLB.....	Ross Brupbacher				
WR.....	James Scott	RCB.....	Virgil Livers	Total Yards.....	4201.....	300.1.....	17.....
QB.....	Bob Avellini	LCB.....	Allan Ellis	Rushing Yards.....	1984.....	141.7.....	13.....
RB.....	Walter Payton	SS.....	Doug Plank	Passing Yards.....	2217.....	158.4.....	22.....
FB.....	Roland Harper	FS.....	Craig Clemons	Points Scored.....	216.....	15.4.....	8.....



CHICAGO BEARS ALL-TIME RESULTS

1977 CHICAGO BEARS STATISTICS

Record: 9-5, .643
2nd Place, NFC Central
Head Coach: Jack Pardee

09/18	W	30-20	DETROIT	57,359
09/25	L	13-16	at St. Louis	51,392
10/02	L	24-42	NEW ORLEANS	57,359
10/10	W	24-23	L.A. RAMS	57,359
10/16	L	16-22	ot at Minnesota	48,446
10/23	L	10-16	ATLANTA	57,359
10/30	W	26-0	at Green Bay	56,267
11/06	L	0-47	at Houston	51,177
11/13	W	28-27	KANSAS CITY	57,359
11/20	W	10-7	MINNESOTA	57,359
11/24	W	31-14	at Detroit	75,185
12/04	W	10-0	at Tampa Bay	50,284
12/11	W	21-10	GREEN BAY	57,539
12/18	W	12-9	ot at N.Y. Giants	76,626
12/26	L	7-37	at Dallas	64,758

	Bears	Opp
TOTAL FIRST DOWNS	247	241
Rushing	141	124
Passing	94	106
Penalty	12	11
3rd Down: Made/Att	NA	NA
3rd Down Pct.	NA	NA
4th Down: Made/Att	NA	NA
4th Down Pct.	NA	NA
TOTAL NET YARDS	4655	4285
Avg. Per Game	332.5	306.1
Total Plays	930	947
Avg. Per Play	5.0	4.5
NET YARDS RUSHING	2811	2158
Avg. Per Game	200.8	154.1
Total Rushes	599	544
NET YARDS PASSING	1844	2127
Avg. Per Game	131.7	151.9
Sacked/Yards Lost	26/226	27/207
Gross Yards	2070	2334
Att./Comp.	305/161	377/182
Completion Pct.	52.8	48.3
Had Intercepted	18	18
PUNTS/AVERAGE	82/39.4	93/39.1
NET PUNTING AVG.	82/35.1	93/31.7
PENALTIES/YARDS	97/852	83/671
FUMBLES/BALL LOST	36/17	27/13
TOUCHDOWNS	31	27
Rushing	18	14
Passing	11	7
Returns	2	6

PASSING	Att	Cmp	Yds	Cmp%	Yd/Att	TD	TD%	Int	Int%	Lg	Sack/Lost	Rating
Avellini	293	154	2004	52.6	6.84	11	3.8	18	6.1	75t	23/200	61.7
Parsons	4	4	61	100.0	15.25	0	0.0	0	0.0	32	0/0	119.0
Phipps	5	3	5	60.0	1.00	0	0.0	0	0.0	10	3/26	64.6
Harper	2	0	0	0.0	0.00	0	0.0	0	0.0	0	0/0	39.0
Baschnagel	1	0	0	0.0	0.00	0	0.0	0	0.0	0	0/0	39.0
BEARS	305	161	2070	52.8	6.79	11	3.6	18	5.9	75	26/226	61.8
OPPONENTS	377	182	2334	48.3	6.19	7	1.9	18	4.8	85	27/207	54.5

Score by Period	1	2	3	4	OT	Tot
BEARS	50	56	37	109	3	255
OPPONENTS	60	73	37	77	6	253

SCORING	TDs:Ru-Pa-R	K-PAT	FG	S	Pts			
Payton	16	14	2	0	0/0	0	96	
B. Thomas	0	0	0	0	27/30	14/27	0	69
Latta	4	0	4	0			0	24
Scott	3	0	3	0			0	18
Musso	2	2	0	0			0	12
Rather	2	0	2	0			0	12
Schubert	1	0	0	1			0	6
Baschnagel	1	0	0	1			0	6
Avellini	1	1	0	0			0	6
Earl	1	1	0	0			0	6
BEARS	31	18	11	2	27/30	14/27	0	255
OPPONENTS	27	14	7	6	26/26	21/29	0	253

RUSHING	No	Yds	Avg	Lg	TD
Payton	339	1852	5.5	73	14
Harper	120	457	3.8	19	0
Earl	56	233	4.2	34	1
Musso	37	132	3.6	13	2
Avellini	37	109	2.9	21	1
Best	6	20	3.3	6	0
Scott	1	10	10.0	10	0
Baschnagel	1	0	0.0	0	0
Evans	1	0	0.0	0	0
Rather	1	-2	-2.0	-2	0
BEARS	599	2811	4.7	73	18
OPPONENTS	544	2158	4.0	61	14

RECEIVING	No	Yds	Avg	Lg	TD
Scott	50	809	16.2	72t	3
Payton	27	269	10.0	75t	2
Latta	26	335	12.9	37t	4
Harper	19	142	7.5	34	0
Rather	17	294	17.3	42	2
Schubert	8	119	14.9	32	0
Earl	6	32	5.3	10	0
Baschnagel	4	50	12.5	25	0
Musso	3	13	4.3	21	0
Rivera	1	7	7.0	7	0
BEARS	161	2070	12.9	75t	11
OPPONENTS	182	2334	12.8	85	7

PUNTING	No	Yds	Avg	Net	TB	In	Lg	B
Parsons	80	3232	40.4	35.1	7	17	58	2
BEARS	82	3232	39.4	35.1	7	17	58	2
OPPONENTS	93	3636	39.1	31.7	11	22	69	0

INTS	No	Yds	Avg	Lg	TD
Ellis	6	23	3.8	11	0
Fencik	4	33	8.3	23	0
Plank	4	32	8.0	20	0
Livers	2	29	14.5	29	0
Buffone	1	12	12.0	12	0
Hicks	1	9	9.0	9	0
BEARS	18	138	7.7	29	0
OPPONENTS	18	171	9.5	57	1

KO RETURNS	No	Yds	Avg	Lg	TD
Baschnagel	23	557	24.2	84t	1
Evans	13	253	19.5	30	0
Best	6	127	21.2	29	0
Musso	5	100	20.0	33	0
Walterscheid	3	59	19.7	22	0
Harper	3	44	14.7	22	0
Payton	2	95	47.5	68	0
Earl	2	38	19.0	25	0
BEARS	57	1275	22.3	84t	1
OPPONENTS	52	1010	19.4	85t	1

PUNT RET.	Ret	FC	Yds	Avg	Lg	TD
Schubert	31	10	291	9.4	70t	1
Walterscheid	6	1	59	9.8	14	0
Livers	6	1	46	7.7	21	0
Baschnagel	3	2	54	18.0	42	0
Plank	1	0	21	21.0	21	0
BEARS	47	14	471	10.0	70t	1
OPPONENTS	42	15	216	5.1	37	0

FGs	1-19	20-29	30-39	40-49	50+
B. Thomas	0/0	6/9	6/10	2/6	0/2
BEARS	0/0	6/9	6/10	2/6	0/2
OPPONENTS	2/2	8/9	8/10	3/7	0/1
B. Thomas:	39N,35G,23G,29G,21G,33G,47N,38G,41N,40G,47G,20G,44N,39N,29N,37G,56N,31N,39G,29N,53N,32G,44N,32G,23N,36N,28G				

DEFENSE	(Top 10)	T	S	A	FF	FR	PD	Sa	Int
Fencik	133	93	40	1	0	7	0.0	4	
Rives	89	61	28	0	0	1	0.0	0	
Bryant	85	63	22	1	2	2	1.5	0	
Rydalch	77	54	23	1	1	1	9.5	0	
Plank	71	43	28	0	0	4	1.0	4	
Buffone	67	48	19	0	0	5	1.0	1	
Livers	56	45	11	0	1	16	0.0	2	
Hartenstine	55	34	21	1	3	4	1.0	0	
Ellis	51	47	4	0	0	13	0.0	6	
Osborne	49	32	17	0	0	0	4.0	0	
SACKS:	Rydalch 9.5, Newsome 5.0, Osborne 4.0, Sevy 2.0, Bryant 1.5, Buffone 1.0, Hartenstine 1.0, Meyers 1.0, Muckensturm 1.0, Plank 1.0								
TEAM	27.0, OPPONENTS 26.0								

USUAL STARTERS

Offense

WR..... Bo Rather
LT..... Ted Albrecht
LG..... Noah Jackson
C..... Dan Peiffer
RG..... Revie Sorey
RT..... Dennis Lick
TE..... Greg Latta
WR..... James Scott
QB..... Bob Avellini
RB..... Walter Payton
FB..... Roland Harper

Defense

RE..... Billy Newsome
RT..... Ron Rydalch
LT..... Jim Osborne
LE..... Mike Hartenstine
WLB..... Waymond Bryant
MLB..... Tom Hicks
SLB..... Doug Buffone
RCB..... Virgil Livers
LCB..... Allan Ellis
SS..... Gary Fencik
FS..... Doug Plank

Team Stats

	Bears	Avg
Total Yards.....	4655	332.5
Rushing Yards.....	2811	200.8
Passing Yards.....	1844	131.7
Points Scored.....	255	18.2

Opp Avg

	Opp	Avg
Total Yards.....	4285	306.1
Rushing Yards.....	2158	154.1
Passing Yards.....	2127	151.9
Points Scored.....	253	18.1

1978 CHICAGO BEARS STATISTICS

Record: 7-9, .438
T-3rd Place, NFC Central
Head Coach: Neill Armstrong

09/03	W	17-10	ST. LOUIS	52,791
09/10	W	16-13	at San Francisco	49,502
09/17	W	19-0	at Detroit	65,982
09/25	L	20-24	MINNESOTA	53,561
10/01	L	19-25	ot OAKLAND	52,848
10/08	L	14-24	at Green Bay	55,352
10/16	L	7-16	at Denver	75,008
10/22	L	19-33	at Tampa Bay	68,146
10/29	L	17-21	DETROIT	53,378
11/05	L	29-31	SEATTLE	50,697
11/12	L	14-17	at Minnesota	43,286
11/19	W	13-7	ATLANTA	46,022
11/26	W	14-3	TAMPA BAY	42,373
12/04	L	7-40	at San Diego	48,492
12/10	W	14-0	GREEN BAY	34,306
12/16	W	14-10	at Washington	49,774

	Bears	Opp
TOTAL FIRST DOWNS	262	282
Rushing	136	128
Passing	99	134
Penalty	27	20
3rd Down: Made/Att	89/248	75/240
3rd Down Pct.	35.9	31.3
4th Down: Made/Att	NA	NA
4th Down Pct.	NA	NA
TOTAL NET YARDS	4459	4680
Avg. Per Game	278.7	292.5
Total Plays	1020	1044
Avg. Per Play	4.4	4.5
NET YARDS RUSHING	2526	2174
Avg. Per Game	157.9	135.9
Total Rushes	634	568
NET YARDS PASSING	1933	2506
Avg. Per Game	120.8	156.6
Sacked/Yards Lost	34/288	40/351
Gross Yards	2221	2857
Att./Comp.	352/186	436/239
Completion Pct.	52.8	54.8
Had Intercepted	28	17
PUNTS/AVERAGE	96/37.0	97/35.4
NET PUNTING AVG.	96/32.2	97/30.4
PENALTIES/YARDS	101/958	101/800
FUMBLES/BALL LOST	22/8	32/16
TOUCHDOWNS	29	33
Rushing	19	15
Passing	7	16
Returns	3	2

PASSING	Att	Cmp	Yds	Cmp%	Yd/Att	TD	TD%	Int	Int%	Lg	Sack/Lost	Rating
Avellini	264	141	1718	53.4	6.51	5	1.9	16	6.1	61	26/208	54.6
Phipps	83	44	465	53.0	5.60	2	2.4	10	12.0	35	6/55	38.0
Evans	3	1	38	33.3	12.67	0	0.0	1	33.3	38	2/25	42.1
Parsons	1	0	0	0.0	0.00	0	0.0	0	0.0	0	0/0	39.6
Harper	1	0	0	0.0	0.00	0	0.0	0	0.0	0	0/0	39.6
BEARS	352	186	2221	52.8	6.31	7	2.0	28	8.0	61	34/288	45.7
OPPONENTS	436	239	2857	54.8	6.55	16	3.7	17	3.9	58	40/351	71.1

Score by Period	1	2	3	4	OT	Tot
BEARS	30	55	93	75	0	253
OPPONENTS	71	69	47	81	6	274

SCORING	TDs:Ru-Pa-R	K-PAT	FG	S	Pts
B. Thomas	0	0	0	0	26/29 17/22 0 77
Payton	11	11	0	0	0 66
Harper	8	6	2	0	0 48
Scott	5	0	5	0	0 30
Avellini	2	2	0	0	0 12
Spivey	1	0	0	1	0 6
Livers	1	0	0	1	0 6
Schubert	1	0	0	1	0 6
Hart	0	0	0	0	1 2
BEARS	29	19	7	3	26/29 17/22 1 253
OPPONENTS	33	15	16	2	28/NA 16/NA 0 274

RUSHING	No	Yds	Avg	Lg	TD
Payton	333	1395	4.2	76	11
Harper	240	992	4.1	31	6
Avellini	34	54	1.6	10	2
Phipps	13	34	2.6	10	0
Evans	6	23	3.8	13	0
Earl	3	17	5.7	9	0
Best	2	11	5.5	6	0
Morris	1	0	0.0	0	0
Parsons	1	0	0.0	0	0
Baschnagel	1	0	0.0	0	0
BEARS	634	2526	4.0	76	19
OPPONENTS	564	2174	3.9	67	15

RECEIVING	No	Yds	Avg	Lg	TD
Payton	50	480	9.6	61	0
Harper	43	340	7.9	33	2
Scott	42	759	18.1	59	5
Richards	27	379	14.0	52	0
Latta	15	159	10.6	21	0
Schubert	4	51	12.8	19	0
Baschnagel	2	29	14.5	22	0
Rather	1	15	15.0	15	0
Cobb	1	7	7.0	7	0
Earl	1	1	1.0	1	0
BEARS	186	2221	11.9	61	7
OPPONENTS	239	2857	12.0	55	16

PUNTING	No	Yds	Avg	Net	TB	In	Lg	B
Parsons	96	3549	37.0	32.2	8	18	54	0
BEARS	96	3549	37.0	32.2	8	18	54	0
OPPONENTS	97	3437	35.4	30.4	10	25	61	2

INTS	No	Yds	Avg	Lg	TD
Fencik	4	77	19.3	59	0
Livers	3	86	28.7	60	1
Buffone	3	22	7.3	16	0
Schmidt	2	23	11.5	23	0
Rives	2	8	4.0	8	0
Plank	1	0	0.0	0	0
Gaines	1	0	0.0	0	0
Walterscheid	1	0	0.0	0	0
BEARS	17	216	12.7	60	1
OPPONENTS	28	312	11.1	63	1

KO RETURNS	No	Yds	Avg	Lg	TD
Baschnagel	20	455	22.8	36	0
Walterscheid	11	335	30.5	81	0
Gaines	10	240	24.0	37	0
Morgan	5	110	22.0	24	0
Schubert	4	80	20.0	27	0
Earl	3	48	16.0	20	0
Skibinski	3	36	12.0	20	0
Spivey	2	34	17.0	23	0
Latta	2	14	7.0	8	0
Muckensturm	1	6	6.0	6	0
BEARS	61	1358	22.3	81	0
OPPONENTS	52	1146	22.0	43	0

PUNT RET.	Ret	FC	Yds	Avg	Lg	TD
Schubert	27	21	229	8.5	73t	1
Livers	10	0	31	3.1	13	0
Walterscheid	3	0	24	8.0	11	0
Baschnagel	1	1	2	2.0	2	0
BEARS	41	22	286	7.0	73t	1
OPPONENTS	45	23	295	6.6	21	0

FGs	1-19	20-29	30-39	40-49	50+
B. Thomas	0/0	7/7	9/11	1/4	0/0
BEARS	0/0	7/7	9/11	1/4	0/0
OPPONENTS	0/0	4/4	6/8	6/7	0/0
B. Thomas	39G,32G,44G,38G,28G,27G,32G,25G,24G,44N,21G,27G,23G,33G,36G,39G,39B,45N,32G,37G,41N,39B				

DEFENSE	T	S	A	FF	FR	PD	Sa	Int
(Top 10)								
Fencik	130	95	35	2	2	10	0.0	4
Campbell	110	82	28	3	2	6	3.0	0
Plank	70	52	18	5	3	4	0.0	1
Hartenstine	70	44	26	2	3	2	6.0	0
Hicks	67	51	16	0	1	3	0.0	0
Rives	67	44	23	1	1	2	0.0	2
Buffone	65	45	20	0	0	2	2.0	3
Livers	61	55	6	1	1	9	0.0	3
Schmidt	51	44	7	1	1	9	0.0	2
Osborne	50	37	13	1	0	2	4.0	0
Page	50	35	15	2	0	3	11.5	0

SACKS: Page 11.5, Hart 7.5, Hartenstine 6.0, Osborne 4.0, Campbell 3.0, Buffone 2.0, Meyers 2.0, Rydalc 2.0, Herron 1.0, Shearer 1.0
TEAM 40.0, OPPONENTS 34.0

USUAL STARTERS											
Offense						Defense					
WR.....	James Scott	LT.....	Ted Albrecht	LG.....	Noah Jackson	RE.....	Mike Hartenstine	RT.....	Alan Page	LT.....	Jim Osborne
C.....	Dan Neal	RG.....	Revie Sorey	RT.....	Dennis Lick	LE.....	Tommy Hart	WLB.....	Gary Campbell	MLB.....	T. Hicks/D. Rives
TE.....	Greg Latta	WR.....	Golden Richards	QB.....	Bob Avellini	SLB.....	Doug Buffone	RCB.....	Virgil Livers	LCB.....	Terry Schmidt
RB.....	Walter Payton	SS.....	Gary Fencik	FS.....	Doug Plank	FS.....	Doug Plank				
FB.....	Roland Harper										

Team Stats	Bears	Avg
Total Yards.....	4459	278.7
Rushing Yards.....	2526	157.9
Passing Yards.....	1933	120.8
Points Scored.....	253	15.8
	Opp	Avg
Total Yards.....	4680	292.5
Rushing Yards.....	2174	135.9
Passing Yards.....	2506	156.6
Points Scored.....	274	17.1



CHICAGO BEARS ALL-TIME RESULTS

1979 CHICAGO BEARS STATISTICS

Record: 10-6, .625
2nd Place, NFC Central
Head Coach: Neill Armstrong

09/02 W	6-3	GREEN BAY	56,515
09/09 W	26-7	MINNESOTA	53,231
09/16 L	20-24	at Dallas	64,056
09/23 L	16-31	at Miami	66,011
09/30 L	13-17	TAMPA BAY	55,258
10/07 W	7-0	at Buffalo	73,383
10/14 L	7-27	NEW ENGLAND	54,128
10/21 L	27-30	at Minnesota	41,164
10/28 W	28-27	at San Francisco	42,773
11/04 W	35-7	DETROIT	50,108
11/11 W	27-23	L.A. RAMS	51,483
11/18 W	23-13	N.Y. JETS	52,635
11/22 L	0-20	at Detroit	66,219
12/02 W	14-0	at Tampa Bay	69,508
12/09 W	15-14	at Green Bay	54,207
12/16 W	42-6	ST. LOUIS	42,810
PLAYOFFS			
12/23 L	17-27	at Philadelphia	69,397

	Bears	Opp
TOTAL FIRST DOWNS	262	272
Rushing	140	100
Passing	98	148
Penalty	24	24
3rd Down: Made/Att	93/253	87/242
3rd Down Pct.	36.8	36.0
4th Down: Made/Att	NA	NA
4th Down Pct.	NA	NA
TOTAL NET YARDS	4637	4506
Avg. Per Game	289.8	281.6
Total Plays	1028	1024
Avg. Per Play	4.5	4.4
NET YARDS RUSHING	2486	1978
Avg. Per Game	155.4	123.6
Total Rushes	627	519
NET YARDS PASSING	2151	2528
Avg. Per Game	134.4	158.0
Sacked/Yards Lost	31/278	47/380
Gross Yards	2429	2908
Att./Comp.	373/195	458/222
Completion Pct.	52.3	48.5
Had Intercepted	16	29
PUNTS/AVERAGE	93/37.5	90/37.8
NET PUNTING AVG.	93/31.8	90/31.6
PENALTIES/YARDS	100/816	104/864
FUMBLES/BALL LOST	21/13	25/14
TOUCHDOWNS	37	31
Rushing	17	9
Passing	16	21
Returns	4	1

PASSING	Att	Cmp	Yds	Cmp%	Yd/Att	TD	TD%	Int	Int%	Lg	Sack/Lost	Rating
Phipps	255	134	1535	52.5	6.02	9	3.5	8	3.1	68t	17/154	69.7
Evans	63	32	508	50.8	8.06	4	6.3	5	7.9	65	8/75	66.1
Avellini	51	27	310	52.9	6.08	2	3.9	3	5.9	54	6/49	59.9
Payton	1	1	54	100.0	54.00	1	100.0	0	0.0	54	0/0	158.3
Parsons	2	1	22	50.0	11.00	0	0.0	0	0.0	22	0/0	89.6
Baschnagel	1	0	0	0.0	0.00	0	0.0	0	0.0	0	0/0	39.6
BEARS	373	195	2429	52.3	6.51	16	4.3	16	4.3	68t	31/278	69.2
OPPONENTS	458	222	2908	48.5	6.35	21	4.6	29	6.3	55	47/380	58.1

Score by Period	1	2	3	4	OT	Tot
BEARS	59	84	65	98	0	306
OPPONENTS	48	72	50	79	0	249

SCORING	Tds:Ru-Pa-R	K-PAT	FG	S	Pts
Payton	16	14	2	0	96
B. Thomas	0	0	0	34/37	16/27 0 82
Williams	6	1	5	0	36
Watts	4	0	3	1	0 24
Scott	3	0	3	0	0 18
Baschnagel	2	0	2	0	0 12
Richards	1	0	1	0	0 6
Evans	1	1	0	0	0 6
McClendon	1	1	0	0	0 6
Schubert	1	0	0	1	0 6
Schmidt	1	0	0	1	0 6
Hicks	1	0	0	1	0 6
Team	0	0	0	0	1 2
BEARS	37	17	16	4	34/37 16/27 1 306
OPPONENTS	31	9	21	1	28/31 12/20 0 249

RUSHING	No	Yds	Avg	Lg	TD
Payton	369	1610	4.4	43	14
Williams	127	401	3.2	16	1
McClendon	37	160	4.3	33	1
Earl	35	132	3.8	12	0
Evans	12	72	6.0	17	1
Phipps	27	51	1.9	12	0
Deloplaine	7	18	2.6	6	0
Buffone	1	14	14.0	14	0
Perrin	5	14	2.8	5	0
Skibinski	3	10	3.3	4	0
Avellini	3	10	3.3	5	0
Watts	1	-6	-6.0	-6	0
BEARS	627	2486	4.0	43	17
OPPONENTS	519	1978	3.8	61	9

RECEIVING	No	Yds	Avg	Lg	TD
Williams	42	354	8.4	54	5
Payton	31	313	10.1	65t	2
Baschnagel	30	452	15.1	54	2
Watts	24	421	17.5	68t	3
Scott	21	382	18.2	64	3
Latta	15	131	8.7	25	0
Earl	8	56	7.0	19	0
Cobb	6	91	15.1	33	0
McClendon	6	27	4.5	13	0
Richards	5	107	21.4	52	1
Schubert	2	29	14.5	15	0
Deloplaine	2	13	6.5	15	0
Perrin	1	27	27.0	27	0
Buffone	1	22	22.0	22	0
Skibinski	1	4	4.0	4	0
BEARS	195	2429	12.5	68t	16
OPPONENTS	222	2908	13.1	55	21

PUNTING	No	Yds	Avg	Net	TB	In	Lg	B
Parsons	92	3486	37.9	31.8	6	26	54	1
BEARS	93	3486	37.5	31.8	6	26	54	1
OPPONENTS	90	3406	37.8	31.6	12	9	64	1

INTS	No	Yds	Avg	Lg	TD
Schmidt	6	44	7.3	20t	1
Fencik	6	31	5.2	17	0
Hicks	3	85	28.3	66t	1
Ellis	3	67	22.3	22	0
Plank	3	33	11.0	22	0
Livers	2	41	20.5	30	0
Buffone	2	11	5.5	11	0
Gaines	1	38	38.0	38	0
Campbell	1	32	32.0	32	0
Walterscheid	1	15	15.0	15	0
Muckensturm	1	5	5.0	5	0
BEARS	29	402	13.9	66t	2
OPPONENTS	16	240	15.0	78	0

KO RETURNS	No	Yds	Avg	Lg	TD
Walterscheid	19	427	22.5	44	0
Watts	14	289	20.6	83t	1
Baschnagel	12	260	21.7	32	0
Schubert	2	45	22.5	27	0
Perrin	1	13	13.0	13	0
McClendon	1	12	12.0	12	0
Latta	1	8	8.0	8	0
Herron	1	0	0.0	0	0
BEARS	51	1054	20.7	83t	1
OPPONENTS	59	1252	21.2	56	0

PUNT RET.	Ret	FC	Yds	Avg	Lg	TD
Schubert	25	10	238	9.5	77t	1
Walterscheid	14	5	96	6.9	14	0
Baschnagel	0	3	0	0.0	-	0
BEARS	39	18	334	8.6	77t	1
OPPONENTS	54	12	404	7.5	77	0

FGs	1-19	20-29	30-39	40-49	50+
B. Thomas	1/1	4/7	9/11	2/7	0/1
BEARS	1/1	4/7	9/11	2/7	0/1
OPPONENTS	1/1	7/7	2/5	2/6	0/1
B. Thomas:(44N,25G,19G)(47N,34G)()(30G,32G,36G)(34G,42G)(29N,44N)()(23G,23G)()(51N,27N)(38G,35G)(24G)(31N)()(34G,33G,33N,28N,44G)(47N,46N)					

DEFENSE	(Top 10)	T	S	A	FF	FR	PD	Sa	Int
Muckensturm	11	69	42	1	2	1	3.0	1	
Plank	108	72	36	4	1	7	0.0	3	
Fencik	103	73	30	0	1	9	0.0	6	
Campbell	92	63	29	1	1	2	4.0	1	
Page	74	49	25	0	1	1	10.0	0	
Hicks	74	48	26	1	2	2	0.0	3	
Hampton	70	48	22	1	2	3	4.5	0	
Osborne	66	54	12	0	2	1	10.5	0	
Hartenstine	60	40	20	1	1	1	8.0	0	
Walterscheid	57	44	13	2	1	3	4.0	1	
SACKS: Osborne 10.5, Page 10.0, Hartenstine 8.0, Hampton 4.5, Campbell 4.0, Walterscheid 4.0, Muckensturm 3.0, Gaines 1.0, Herron 1.0									
TEAM 47.0, OPPONENTS 31.0									

USUAL STARTERS

Offense	
WR	J. Scott/R. Watts
LT	Ted Albrecht
LG	Noah Jackson
C	Dan Neal
RG	Revie Sorey
RT	Dennis Lick
TE	Mike Cobb
WR	Brian Baschnagel
QB	Mike Phipps
RB	Walter Payton
FB	Dave Williams

Defense	
RE	Mike Hartenstine
RT	Alan Page
LT	Jim Osborne
LE	Dan Hampton
WLB	Gary Campbell
MLB	Tom Hicks
SLB	Jerry Muckensturm
RCB	Virgil Livers
LCB	Terry Schmidt
SS	Gary Fencik
FS	Doug Plank

Team Stats	Bears	Avg
Total Yards	4637	289.8
Rushing Yards	2486	155.4
Passing Yards	2151	134.4
Points Scored	306	19.1
	Opp	Avg
Total Yards	4506	281.6
Rushing Yards	1978	123.6
Passing Yards	2528	158.0
Points Scored	249	15.6

1980 CHICAGO BEARS STATISTICS

Record: 7-9, .438
3rd Place, NFC Central
Head Coach: Neill Armstrong

09/07	L	6-12	ot	at Green Bay	54,381
09/14	W	22-3		NEW ORLEANS	63,523
09/21	L	14-34		MINNESOTA	59,983
09/28	L	3-38		at Pittsburgh	53,987
10/06	W	23-0		TAMPA BAY	61,350
10/12	L	7-13		at Minnesota	46,751
10/19	W	24-7		DETROIT	58,508
10/26	L	14-17		at Philadelphia	68,752
11/03	L	21-27		at Cleveland	83,224
11/09	W	35-21		WASHINGTON	57,159
11/16	L	6-10		HOUSTON	59,390
11/23	L	17-28		at Atlanta	49,164
11/27	W	23-17	ot	at Detroit	75,397
12/07	W	61-7		GREEN BAY	57,176
12/14	L	14-17	ot	CINCINNATI	48,808
12/20	W	14-13		at Tampa Bay	55,298

	Bears	Opp
TOTAL FIRST DOWNS	286	285
Rushing	139	111
Passing	121	149
Penalty	26	25
3rd Down: Made/Att	105/248	98/236
3rd Down Pct.	42.3	41.5
4th Down: Made/Att	NA	NA
4th Down Pct.	NA	NA
TOTAL NET YARDS	4835	4907
Avg. Per Game	302.2	306.7
Total Plays	1016	1003
Avg. Per Play	4.8	4.9
NET YARDS RUSHING	2440	2015
Avg. Per Game	152.5	125.9
Total Rushes	579	506
NET YARDS PASSING	2395	2892
Avg. Per Game	149.7	180.8
Sacked/Yards Lost	33/274	46/379
Gross Yards	2669	3271
Att./Comp.	404/209	451/238
Completion Pct.	51.7	52.8
Had Intercepted	25	17
PUNTS/AVERAGE	79/40.6	82/39.0
NET PUNTING AVG.	79/32.8	82/34.6
PENALTIES/YARDS	100/842	129/1109
FUMBLES/BALL LOST	23/14	32/14
TOUCHDOWNS	38	32
Rushing	22	10
Passing	13	20
Returns	3	2

PASSING	Att	Cmp	Yds	Cmp%	Yd/Att	TD	TD%	Int	Int%	Lg	Sack/Lost	Rating
Evans	278	148	2039	53.2	7.33	11	4.0	16	5.8	89	26/205	66.1
Phipps	122	61	630	50.0	5.16	2	1.6	9	7.4	56	7/69	39.8
Payton	3	0	0	0.0	0.00	0	0.0	0	0.0	0	0/0	39.6
Parsons	1	0	0	0.0	0.00	0	0.0	0	0.0	0	0/0	39.6
BEARS	404	209	2669	51.7	6.61	13	3.2	25	6.2	89	33/274	57.6
OPPONENTS	451	238	3271	52.8	7.25	20	4.4	17	3.8	76	46/379	75.1

Score by Period	1	2	3	4	OT	Tot
BEARS	51	77	77	93	6	304
OPPONENTS	57	79	51	68	9	264

SCORING	TDs:Ru-Pa-R	K-PAT	FG	S	Pts			
B. Thomas	0	0	0	35/37	13/18	0	74	
Evans	8	8	0	0		0	48	
Payton	7	6	1	0		0	42	
Harper	5	5	0	0		0	30	
Scott	3	0	3	0		0	18	
Earl	3	0	3	0		0	18	
Phipps	2	2	0	0		0	12	
Fisher	2	0	2	0		0	12	
Watts	2	0	2	0		0	12	
Baschnagel	2	0	2	0		0	12	
Page	1	0	0	1		1	8	
Williams	1	0	0	1		0	6	
Walterscheid	1	0	0	1		0	6	
McClendon	1	1	0	0		0	6	
BEARS	38	22	13	3	35/37	13/18	1	304
OPPONENTS	32	10	20	2	30/30	14/27	0	264

RUSHING	No	Yds	Avg	Lg	TD
Payton	317	1460	4.6	69	6
Harper	113	404	3.6	13	5
Evans	60	306	5.1	58	8
McClendon	10	88	8.8	48	1
Williams	26	57	2.2	14	0
Skibinski	13	54	4.2	8	0
Suhey	22	45	2.0	10	0
Phipps	15	38	2.5	9	2
Parsons	2	4	2.0	4	0
Watts	1	-16	-16.0	-16	0
BEARS	579	2440	4.2	69	22
OPPONENTS	506	2015	4.0	56	10

RECEIVING	No	Yds	Avg	Lg	TD
Payton	46	367	8.0	54	1
Scott	36	696	19.3	64	3
Baschnagel	28	396	14.1	37	2
Watts	22	444	20.2	89	2
Williams	22	132	6.0	18	0
Earl	18	223	12.4	28	3
Fisher	12	203	16.9	56	2
Suhey	7	60	8.6	21	0
Harper	7	31	4.4	16	0
Skibinski	5	18	3.6	8	0
Haines	4	83	20.8	18	0
Cobb	2	16	8.0	9	0
BEARS	209	2669	12.8	89	13
OPPONENTS	238	3271	13.7	76	20

PUNTING	No	Yds	Avg	Net	TB	In	Lg	B
Parsons	79	3207	40.6	32.8	10	16	61	0
BEARS	79	3207	40.6	32.8	10	16	61	0
OPPONENTS	82	3197	39.0	34.6	4	16	65	0

INTS	No	Yds	Avg	Lg	TD
Walterscheid	4	84	21.0	36	1
Campbell	3	36	12.0	15	0
Wilson	2	4	2.0	4	0
Muckensturm	2	2	1.0	2	0
Plank	1	20	20.0	20	0
Hicks	1	8	8.0	8	0
Fencik	1	8	8.0	8	0
Schmidt	1	0	0.0	0	0
Page	1	0	0.0	0	0
Ellis	1	0	0.0	0	0
BEARS	17	162	9.5	36	1
OPPONENTS	25	161	6.4	41	1

KO RETURNS	No	Yds	Avg	Lg	TD
Williams	27	666	24.7	95t	1
Suhey	19	409	21.4	31	0
Fisher	3	32	10.7	15	0
Watts	1	12	12.0	12	0
Walterscheid	1	12	12.0	12	0
McClendon	1	11	11.0	11	0
Earl	1	11	11.0	11	0
Herron	1	5	5.0	5	0
Haines	1	0	0.0	0	0
Ulmer	1	-2	-2.0	-2	0
BEARS	56	1153	20.6	95t	1
OPPONENTS	58	1251	21.6	54	0

PUNT RET.	Ret	FC	Yds	Avg	Lg	TD
Walterscheid	33	11	239	7.2	25	0
Lusby	4	1	14	3.5	14	0
Watts	2	0	20	10.0	11	0
Suhey	1	0	4	4.0	4	0
Plank	1	0	0	0.0	0	0
BEARS	41	12	277	6.8	25	0
OPPONENTS	46	7	415	9.0	56	0

FGs	1-19	20-29	30-39	40-49	50+
B. Thomas	1/1	5/5	4/8	3/4	0/0
BEARS	1/1	5/5	4/8	3/4	0/0
OPPONENTS	1/2	7/8	3/8	3/8	0/1
B. Thomas:(42G,34G)(37G,34G,38N)()(28G)(30G,32N,44G,29G)()(18G)(30N,47N)(35N)()(27G,22G)(41G)(24G)()()					

DEFENSE (Top 10)	T	S	A	FF	FR	PD	Sa	Int
Fencik	125	94	31	0	3	8	1.0	1
Campbell	121	88	33	1	2	3	3.0	3
Muckensturm	120	101	19	0	1	1	3.0	2
Hicks	107	83	24	0	0	1	1.0	1
Plank	81	53	28	2	3	0	0.0	1
Hampton	73	56	17	2	0	1	11.5	0
Walterscheid	71	53	18	2	1	1	1.0	4
Page	68	50	18	0	2	4	9.5	1
Hartenstine	66	54	12	1	0	4	6.0	0
Osborne	65	54	11	1	2	5	8.0	0
SACKS: Hampton 11.5, Page 9.5, Osborne 8.0, Hartenstine 6.0, Campbell 3.0, Muckensturm 3.0, Wilson 2.0, Fencik 1.0, Hicks 1.0, Walterscheid 1.0								
TEAM 46.0, OPPONENTS 33.0								

USUAL STARTERS											
Offense						Defense					
WR.....	James Scott					RE.....	Mike Hartenstine				
LT.....	Ted Albrecht					RT.....	Alan Page				
LG.....	Noah Jackson					LT.....	Jim Osborne				
C.....	Dan Neal					LE.....	Dan Hampton				
RG.....	Revie Sorey					WLB.....	Gary Campbell				
RT.....	Dennis Lick					MLB.....	Tom Hicks				
TE.....	Robin Earl					SLB.....	Jerry Muckensturm				
WR.....	Brian Baschnagel					RCB.....	Allan Ellis				
QB.....	Vince Evans					LCB.....	Terry Schmidt				
RB.....	Walter Payton					SS.....	Gary Fencik				
FB.....	Roland Harper					FS.....	Doug Plank				

Team Stats	Bears	Avg
Total Yards.....	4835	302.2
Rushing Yards.....	2440	152.5
Passing Yards.....	2395	2892
Points Scored.....	304	17.6
	Opp	Avg
Total Yards.....	4907	306.7
Rushing Yards.....	2015	125.9
Passing Yards.....	2892	180.8
Points Scored.....	264	16.5



CHICAGO BEARS ALL-TIME RESULTS

1981 CHICAGO BEARS STATISTICS

Record: 6-10, .375

5th Place, NFC Central

Head Coach: Neill Armstrong

09/06	L	9-16	GREEN BAY	62,411
09/13	L	17-28	at San Francisco	49,520
09/20	W	28-17	TAMPA BAY	60,130
09/28	L	7-24	L.A. RAMS	62,461
10/04	L	21-24	at Minnesota	43,827
10/11	L	7-24	WASHINGTON	57,683
10/19	L	17-48	at Detroit	71,273
10/25	W	20-17	ot SAN DIEGO	52,905
11/01	L	10-20	at Tampa Bay	63,688
11/08	W	16-13	ot at Kansas City	60,605
11/15	L	17-21	at Green Bay	55,338
11/22	L	7-23	DETROIT	50,082
11/26	L	9-10	at Dallas	63,499
12/06	W	10-9	MINNESOTA	50,766
12/13	W	23-6	at Oakland	40,384
12/20	W	35-24	DENVER	40,125

	Bears	Opp
TOTAL FIRST DOWNS	278	290
Rushing	126	120
Passing	126	144
Penalty	26	26
3rd Down: Made/Att	95/268	73/233
3rd Down Pct.	35.4	31.3
4th Down: Made/Att	NA	NA
4th Down Pct.	NA	NA
TOTAL NET YARDS	4633	5394
Avg. Per Game	289.6	337.1
Total Plays	1134	1076
Avg. Per Play	4.1	5.0
NET YARDS RUSHING	2171	2146
Avg. Per Game	135.7	134.1
Total Rushes	608	521
NET YARDS PASSING	2462	3248
Avg. Per Game	153.9	203.0
Sacked/Yards Lost	35/266	31/279
Gross Yards	2728	3527
Att./Comp.	489/222	525/233
Completion Pct.	45.4	44.4
Had Intercepted	23	18
PUNTS/AVERAGE	114/39.7	98/40.7
NET PUNTING AVG.	33.3	33.3
PENALTIES/YARDS	121/996	119/947
FUMBLES/BALL LOST	37/17	33/22
TOUCHDOWNS	31	39
Rushing	13	13
Passing	14	23
Returns	4	3

PASSING	Att	Cmp	Yds	Cmp%	Yd/Att	TD	TD%	Int	Int%	Lg	Sack/Lost	Rating
Evans	436	195	2354	44.7	5.40	11	2.5	20	4.6	85	23/173	51.0
Phipps	17	11	171	64.7	10.06	2	11.8	0	0.0	43	5/41	138.7
Avellini	32	15	185	46.9	5.78	1	3.1	3	9.4	72	7/52	36.4
Baschnagel	1	1	18	100.0	18.00	0	0.0	0	0.0	0	0/0	118.8
Payton	2	0	0	0.0	0.00	0	0.0	0	0.0	0	0/0	39.6
Parsons	1	0	0	0.0	0.00	0	0.0	0	0.0	0	0/0	39.6
BEARS	469	222	2728	45.4	5.82	14	3.0	23	4.9	85	35/266	53.6
OPPONENTS	525	233	3527	44.4	6.72	23	4.4	18	3.4	94t	31/279	67.6

Score by Period	1	2	3	4	OT	Tot
BEARS	41	71	55	80	6	253
OPPONENTS	83	83	63	95	0	324

SCORING	TDs	Ru	Pa	R	K	PAT	FG	S	Pts
Roveto	0	0	0	0	19/20	10/18	0	49	
Payton	8	6	2	0			0	48	
Suhey	3	3	0	0			0	18	
Evans	3	3	0	0			0	18	
Baschnagel	3	0	3	0			0	18	
Watts	3	0	3	0			0	18	
Anderson	2	0	2	0			0	12	
D. Williams	2	0	2	0			0	12	
Thomas	0	0	0	0	2/3	2/3	0	8	
Nielsen	0	0	0	0	8/8	0/2	0	8	
Earl	1	0	1	0			0	6	
Bell	1	0	0	1			0	6	
J. Fisher	1	0	0	1			0	6	
Margerum	1	0	1	0			0	6	
Harper	1	1	1	0	0		0	6	
Fencik	1	0	0	1			0	6	
Harris	1	0	0	1			0	6	
Plank	0	0	0	0			1	2	
BEARS	31	13	14	4	29/31	12/23	1	253	
OPPONENTS	39	13	23	3	36/38	17/29	1	324	

RUSHING	No	Yds	Avg	Lg	TD
Payton	339	1222	3.6	39	6
Suhey	150	521	3.5	26	3
Evans	43	218	5.1	25	3
Harper	34	106	3.1	11	1
McClendon	30	74	2.5	17	0
D. Williams	2	19	9.5	14	0
Margerum	1	11	11.0	11	0
Baschnagel	1	10	10.0	10	0
Phipps	1	0	0.0	0	0
Avellini	3	-1	-0.3	0	0
Neal	1	-6	-6.0	-6	0
Parsons	1	-6	-6.0	-6	0
BEARS	608	2171	3.6	39	13
OPPONENTS	521	2146	4.1	59	13

RECEIVING	No	Yds	Avg	Lg	TD
Payton	41	379	9.2	30	2
Margerum	39	584	15.0	41	1
Baschnagel	34	554	16.3	72	3
Suhey	33	168	5.1	15	0
Watts	27	465	17.2	42	3
D. Williams	18	126	7.0	14	2
Earl	10	118	11.8	24	1
Anderson	9	243	27.0	85	2
B. Williams	3	32	10.7	16	0
Cobb	2	20	10.0	11	0
Harper	2	10	5.0	8	0
McClendon	2	4	2.0	4	0
Harris	1	18	18.0	18	0
Zanders	1	7	7.0	7	0
BEARS	222	2728	12.3	85	14
OPPONENTS	233	3527	15.1	94t	23

PUNTING	No	Yds	Avg	Net	TB	In	Lg	B
Parsons	114	4531	39.7	33.3	7	31	55	0
BEARS	114	4531	39.7	33.3	7	31	55	0
OPPONENTS	98	3985	40.7	33.3	10	15	67	0

INTS	No	Yds	Avg	Lg	TD
Fencik	6	121	20.2	69	1
Henderson	4	84	21.0	39	0
Schmidt	2	4	2.0	4	0
J. Fisher	2	3	1.5	3	0
Bell	1	92	92.0	92	1
Harris	1	44	44.0	44	1
Walterscheid	1	0	0.0	0	0
Singletery	1	-3	-3.0	-3	0
BEARS	18	345	19.2	92	3
OPPONENTS	23	385	16.7	50	2

KO RETURNS	No	Yds	Avg	Lg	TD
D. Williams	23	486	21.1	42	0
Moorehead	23	476	20.7	56	0
Baschnagel	2	34	17.0	23	0
J. Fisher	6	96	16.0	23	0
Frazier	6	77	12.8	15	0
B. Williams	1	35	35.0	35	0
B. Fisher	2	15	7.5	9	0
Anderson	1	-5	-5.0	-5	0
BEARS	64	1214	19.0	56	0
OPPONENTS	44	937	21.3	47	0

PUNT RET.	Ret	FC	Yds	Avg	Lg	TD
J. Fisher	43	20	509	11.8	88	1
Walterscheid	1	0	6	6.0	6	0
Plank	1	1	3	3.0	3	0
Baschnagel	0	3	0	0.0	0	0
BEARS	45	24	518	11.5	88	1
OPPONENTS	66	12	594	9.0	55	1

FGs	1-19	20-29	30-39	40-49	50+
Roveto	0/1	6/7	2/3	2/7	0/0
Thomas	0/0	1/2	1/1	0/0	0/0
Nielsen	0/0	0/1	0/1	0/0	0/0
BEARS	0/1	7/10	3/5	2/7	0/0
OPPONENTS	1/1	3/5	6/8	6/11	1/4

DEFENSE	T	S	A	FF	FR	PD	Sa	Int
(Top 10)								
Fencik	135	112	23	2	1	17	1.0	6
Wilson	81	65	16	2	3	3	0.0	0
Campbell	77	47	30	0	1	2	0.0	0
Singletery	72	60	12	1	0	4	0.0	1
Hampton	68	56	12	1	0	4	9.0	0
Plank	67	51	16	0	4	11	3.0	0
Harris	61	47	14	1	3	5	2.0	1
Page	61	49	12	0	1	4	9.0	0
Henderson	58	52	6	0	1	19	0.0	4
Kunz	57	42	15	0	0	2	0.0	0

SACKS: Page 9.0, Hampton 9.0, Osborne 4.0, Plank 3.0, Harris 2.0, Hartenstine 2.0, Fencik 1.0, Walterscheid 1.0

TEAM 31.0, OPPONENTS 35.0

USUAL STARTERS

Offense

WR..... Baschnagel/Watts
LT..... Ted Albrecht
LG..... Noah Jackson
C..... Dan Neal
RG..... Emanuel Zanders
RT..... Keith Van Horne
TE..... Robin Earl
WR..... Margerum/Baschnagel
QB..... Vince Evans
RB..... Walter Payton
FB..... Matt Suhey

Defense

RE..... Al Harris
RT..... Alan Page
LT..... Jim Osborne
LE..... Dan Hampton
WLB..... Gary Campbell
MLB..... Mike Singletary
SLB..... Otis Wilson
RCB..... Reuben Henderson
LCB..... Terry Schmidt
SS..... Gary Fencik
FS..... Doug Plank

RANKINGS

Team Stats

	Bears	Avg	Rank
Total Yards.....	4633	289.6	26
Rushing Yards.....	2171	135.7	11
Passing Yards.....	2462	153.9	27
Points Scored.....	253	15.8	-

Opp Avg Rank

Total Yards.....	5394	337.1	19
Rushing Yards.....	2146	134.1	20
Passing Yards.....	3248	203.0	14
Points Scored.....	324	20.3	-

1982 CHICAGO BEARS STATISTICS

Record: 3-6, .333
5th Place, NFC Central
Head Coach: Mike Ditka

09/12	L	10-17	at Detroit	71,337
09/19	L	0-10	NEW ORLEANS	56,600
11/21	W	20-17	DETROIT	46,783
11/28	L	7-35	at Minnesota	54,724
12/05	W	26-13	NEW ENGLAND	36,973
12/12	L	14-20	at Seattle	52,826
12/19	L	7-10	ST. LOUIS	43,270
12/26	W	34-26	at L.A. Rams	46,502
01/02	L	23-26	ot at Tampa Bay	68,112

	Bears	Opp
TOTAL FIRST DOWNS	153	166
Rushing	56	53
Passing	83	102
Penalty	14	11
3rd Down: Made/Att	47/128	36/119
3rd Down Pct.	36.7	30.3
4th Down: Made/Att	1/4	3/9
4th Down Pct.	25.0	33.3
TOTAL NET YARDS	2493	2851
Avg. Per Game	277.0	316.8
Total Plays	571	585
Avg. Per Play	4.4	4.9
NET YARDS RUSHING	988	902
Avg. Per Game	109.8	100.2
Total Rushes	276	261
NET YARDS PASSING	1505	1949
Avg. Per Game	167.2	216.6
Sacked/Yards Lost	33/244	30/240
Gross Yards	1749	2189
Att./Comp.	262/141	294/164
Completion Pct.	53.8	55.8
Had Intercepted	11	13
PUNTS/AVERAGE	59/41.6	49/41.6
NET PUNTING AVG.	35.2	37.1
PENALTIES/YARDS	58/422	52/451
FUMBLES/BALL LOST	16/8	20/7
TOUCHDOWNS	16	20
Rushing	5	4
Passing	10	14
Returns	1	2

PASSING	Att	Cmp	Yds	Cmp%	Yd/Att	TD	TD%	Int	Int%	Lg	Sack/Lost	Rating
McMahon	210	120	1501	57.1	7.15	9	4.3	7	3.3	50	27/196	80.1
Avellini	20	8	84	40.0	4.20	0	0.0	0	0.0	21	4/31	52.9
Evans	28	12	125	42.9	4.46	0	0.0	4	14.3	19	2/17	16.8
Payton	3	1	39	33.3	13.00	1	33.3	0	0.0	39	0/0	122.0
Baschnagel	1	0	0	0.0	0.00	0	0.0	0	0.0	0	0/0	39.6
BEARS	262	141	1749	53.8	6.68	10	3.8	11	4.2	50	33/244	69.9
OPPONENTS	294	164	2189	55.8	7.45	14	4.8	13	4.4	65	30/240	77.3

Score by Period	1	2	3	4	OT	Tot
BEARS	44	50	17	30	0	141
OPPONENTS	37	60	30	44	3	174

SCORING	TDs:Ru-Pa-R	K-PAT	FG	S	Pts		
Moorehead	5	0	5	0	30		
Roveto	0	0	0	0	10/10 4/13	0	22
B. Thomas	0	0	0	0	6/6 5/7	0	21
Margerum	3	0	3	0		0	18
Suhey	3	3	0	0		0	18
Baschnagel	2	0	2	0		0	12
McMahon	1	1	0	0		0	6
Payton	1	1	0	0		0	6
Wilson	1	0	0	1		0	6
Osborne	0	0	0	0		1	2

RUSHING	No	Yds	Avg	Lg	TD
Payton	148	596	4.0	26	1
Suhey	70	206	2.9	13	3
McMahon	24	105	4.4	11	1
McClendon	17	47	2.8	13	0
Gentry	4	21	5.3	9	0
Harper	3	7	2.3	8	0
C. Thomas	5	4	0.8	3	0
Moorehead	2	3	1.5	6	0
Evans	2	0	0.0	6	0
Watts	1	-1	-1.0	-1	0
BEARS	276	988	3.6	26	5
OPPONENTS	261	902	3.5	47	4

RECEIVING	No	Yds	Avg	Lg	TD
Suhey	36	333	9.3	45	0
Payton	32	311	9.7	40	0
Moorehead	30	363	12.1	50	5
Margerum	14	207	14.8	28	3
Baschnagel	12	194	16.2	39	2
Watts	8	217	27.1	40	0
Earl	4	56	14.0	18	0
Scott	2	44	22.0	27	0
Gentry	1	9	9.0	9	0
Harper	1	8	8.0	8	0
McClendon	1	7	7.0	7	0
BEARS	141	1749	12.4	50	10
OPPONENTS	164	2189	13.3	65	14

PUNTING	No	Yds	Avg	Net	TB	In	Lg	B
Parsons	58	2394	41.3		3	9	81	0
McMahon	1	59	59.0		0	0	59	0
BEARS	59	2453	41.6	35.2	3	9	81	0
OPPONENTS	49	2038	41.6	37.1	4	7	60	0

INTS	No	Yds	Avg	Lg	TD
Schmidt	4	39	9.8	29	0
Fisher	3	19	6.3	19	0
Wilson	2	39	19.5	39t	1
Fencik	2	2	1.0	2	0
Frazier	2	0	0.0	0	0
BEARS	13	99	7.6	39t	1
OPPONENTS	11	195	17.7	99t	2

KO RETURNS	No	Yds	Avg	Lg	TD
Watts	14	330	23.6	36	0
Gentry	9	161	17.9	23	0
Fisher	7	102	14.6	20	0
Bell	1	14	14.0	14	0
Harper	2	10	5.0	10	0
Muckensturm	1	5	5.0	5	0
BEARS	34	622	18.3	36	0
OPPONENTS	30	537	17.9	32	0

PUNT RET.	Ret	FC	Yds	Avg	Lg	TD
Gentry	15	5	77	5.1	16	0
Fisher	9	6	65	7.2	17	0
BEARS	24	11	142	5.9	17	0
OPPONENTS	34	7	314	9.2	37	0

FGs	1-19	20-29	30-39	40-49	50+
Roveto	1/1	0/0	0/4	2/4	1/4
B. Thomas	1/1	0/0	1/2	3/3	0/1
BEARS	2/2	0/0	1/6	5/7	1/5
OPPONENTS	0/0	2/3	7/10	3/4	0/0

DEFENSE	T	S	A	FF	FR	PD	Sa	Int
(Top 10)								
Fencik	82	52	30	0	0	5	0.0	2
Hampton	71	62	9	1	0	0	7.0	0
Singletary	71	61	10	1	1	2	1.0	0
Walterscheid	62	45	17	0	0	5	0.0	0
Wilson	40	31	9	0	0	1	2.0	2
Campbell	36	24	12	1	2	5	1.0	2
Frazier	31	28	3	1	1	12	1.0	2
Osborne	31	27	4	1	0	2	5.0	0
Schmidt	30	24	6	0	0	10	0.0	4
Fisher	29	23	6	0	0	2	0.0	3

SACKS: Hampton 7.0, Osborne 5.0, Hartenstine 4.5, McMichael 4.0, Harris 2.5, Wilson 2.0, Singletary 1.0, Campbell 1.0, Frazier 1.0, Bell 1.0, Herron 1.0
TEAM 30.0, OPPONENTS 33.0

USUAL STARTERS			
Offense		Defense	
WR..... Ken Margerum	RE..... Al Harris		
LT..... Phil McKinnely	RT..... Dan Hampton		
LG..... Noah Jackson	LT..... Jim Osborne		
C..... Dan Neal	LE..... Mike Hartenstine		
RG..... Jeff Williams	WLB..... Gary Campbell		
RT..... Keith Van Horne	MLB..... Mike Singletary		
TE..... Emery Moorehead	SLB..... Otis Wilson		
WR..... Brian Baschnagel	RCB..... Leslie Frazier		
QB..... Jim McMahon	LCB..... Terry Schmidt		
RB..... Walter Payton	SS..... Gary Fencik		
FB..... Matt Suhey	FS..... Len Walterscheid		

RANKINGS			
Team Stats	Bears	Avg	Rank
Total Yards.....	2493.....	277.0	26
Rushing Yards.....	988.....	109.8	18
Passing Yards.....	1505.....	167.2	23
Points Scored.....	141.....	15.7	-
	Opp	Avg	Rank
Total Yards.....	2851.....	316.8	16
Rushing Yards.....	902.....	100.2	5
Passing Yards.....	1949.....	216.6	21
Points Scored.....	174.....	19.3	-



CHICAGO BEARS ALL-TIME RESULTS

1983 CHICAGO BEARS STATISTICS

Record: 8-8, .500
T-2nd Place, NFC Central
Head Coach: Mike Ditka

09/04 L 17-20	ATLANTA	60,165
09/11 W 17-10	TAMPA BAY	58,186
09/18 L 31-34 ot	at New Orleans	64,692
09/25 L 19-22 ot	at Baltimore	34,350
10/02 W 31-14	DENVER	58,210
10/09 L 14-23	MINNESOTA	59,632
10/16 L 17-31	at Detroit	66,709
10/23 W 7-6	at Philadelphia	45,263
10/30 L 17-38	DETROIT	58,764
11/06 L 14-21	at L.A. Rams	53,010
11/13 W 17-14	PHILADELPHIA	47,524
11/20 W 27-0	at Tampa Bay	36,816
11/27 W 13-3	SAN FRANCISCO	40,483
12/04 L 28-31	at Green Bay	51,147
12/11 W 19-13	at Minnesota	57,880
12/18 W 23-21	GREEN BAY	35,807

	Bears	Opp
TOTAL FIRST DOWNS	308	286
Rushing	154	113
Passing	136	154
Penalty	18	19
3rd Down: Made/Att	79/231	72/216
3rd Down Pct.	34.2	33.3
4th Down: Made/Att	14/22	8/14
4th Down Pct.	63.6	57.1
TOTAL NET YARDS	5830	5132
Avg. Per Game	364.4	320.8
Total Plays	1083	1023
Avg. Per Play	5.4	5.0
NET YARDS RUSHING	2727	2000
Avg. Per Game	170.4	125.0
Total Rushes	583	482
NET YARDS PASSING	3103	3132
Avg. Per Game	193.9	195.8
Sacked/Yards Lost	53/358	51/384
Gross Yards	3461	3526
Att./Comp.	447/255	490/249
Completion Pct.	57.0	50.8
Had Intercepted	21	22
PUNTS/AVERAGE	92/36.9	99/38.6
NET PUNTING AVG.	92/31.7	99/32.1
PENALTIES/YARDS	107/869	86/687
FUMBLES/BALL LOST	26/14	37/17
TOUCHDOWNS	39	36
Rushing	14	20
Passing	21	15
Returns	4	1

PASSING	Att	Cmp	Yds	Cmp%	Yd/Att	TD	TD%	Int	Int%	Lg	Sack/Lost	Rating
McMahon	295	175	2184	59.3	7.40	12	4.1	13	4.4	87t	42/266	77.7
Evans	145	76	1108	52.4	7.64	5	3.4	7	4.8	72	11/92	68.9
Payton	6	3	95	50.0	15.83	3	50.0	2	33.3	56	0/0	95.8
Suhey	1	1	74	100.0	74.00	1	100.0	0	0.0	74t	0/0	158.3
BEARS	447	255	3461	57.0	7.74	21	4.7	22	4.9	87t	53/358	77.1
OPPONENTS	490	249	3526	50.8	7.20	15	3.1	21	4.3	74	51/384	66.8

Score by Period	1	2	3	4	OT	Tot
BEARS	55	104	40	112	0	311
OPPONENTS	78	63	83	71	6	301

SCORING	TDs:Ru-Pa-R	K-PAT	FG	S	Pts
B.Thomas	0	0	0	0	35/38 14/25 0 77
Payton	8	6	2	0	0 48
Gault	8	0	8	0	0 48
Suhey	5	4	1	0	0 30
McKinnon	5	0	4	1	0 30
McMahon	3	2	1	0	0 18
Moorehead	3	0	3	0	0 18
Margerum	2	0	2	0	0 12
Evans	1	1	0	0	0 6
Frazier	1	0	0	1	0 6
Hutchinson	1	1	0	0	0 6
Schmidt	1	0	0	1	0 6
Hartenstine	1	0	0	1	0 6
BEARS	39	14	21	4	35/38 14/25 0 311
OPPONENTS	36	20	15	1	34/36 17/23 0 301

RUSHING	No	Yds	Avg	Lg	TD
Payton	314	1421	4.5	49	6
Suhey	149	681	4.6	39	4
McMahon	55	307	5.6	32	2
Evans	22	142	6.5	27	1
Gentry	16	65	4.1	17	0
Gault	4	31	7.8	22	0
Parsons	1	27	27.0	27	0
C. Thomas	8	25	3.1	9	0
Hutchinson	6	13	2.2	5	1
Margerum	1	7	7.0	7	0
Moorehead	5	6	1.2	5	0
Baschnagel	2	2	1.0	2	0
BEARS	583	2727	4.7	49	14
OPPONENTS	482	2000	4.1	71	20

RECEIVING	No	Yds	Avg	Lg	TD
Payton	53	607	11.5	74t	2
Suhey	49	429	8.8	52	1
Moorehead	42	597	14.2	36	3
Gault	40	836	20.9	87t	8
Margerum	21	336	16.0	60	2
McKinnon	20	326	16.3	49	4
Saldi	12	119	9.9	16	0
Dunsmore	8	102	12.8	24	0
Baschnagel	5	70	14.0	24	0
C. Thomas	2	13	6.5	7	0
Gentry	2	8	4.0	6	0
McMahon	1	18	18.0	18t	1
BEARS	255	3461	13.6	87t	21
OPPONENTS	249	3526	14.2	74	15

PUNTING	No	Yds	Avg	Net	TB	In	Lg	B
Parsons	79	2916	36.9		5	22	54	0
Stachowicz	12	447	37.3		0	0	48	2
McMahon	1	36	36.0		0	0	36	0
BEARS	92	3399	36.9	36.2	5	22	54	2
OPPONENTS	99	3821	38.6	38.6	10	25	60	1

INTS	No	Yds	Avg	Lg	TD
Frazier	7	135	19.3	56	1
Schmidt	5	31	6.2	32	1
Richardson	5	9	1.8	6	0
Fencik	2	34	17.0	20	0
Wilson	1	6	6.0	6	0
Singletary	1	0	0.0	0	0
BEARS	21	215	10.2	56	2
OPPONENTS	22	291	13.2	35	1

KO RETURNS	No	Yds	Avg	Lg	TD
Hutchinson	17	259	15.2	28	0
Gault	13	276	21.2	38	0
Gentry	7	130	18.6	28	0
Watts	5	79	15.8	21	0
Duerson	3	66	22.0	24	0
Baschnagel	3	42	14.0	19	0
McKinnon	2	42	21.0	25	0
BEARS	58	953	16.4	38	0
OPPONENTS	66	1229	18.6	61	0

PUNT RET.	Ret	FC	Yds	Avg	Lg	TD
McKinnon	34	3	316	9.3	59	1
Fisher	13	3	71	5.5	11	0
Gault	9	1	61	6.8	12	0
BEARS	56	7	448	8.0	59	1
OPPONENTS	44	13	322	7.3	34	0

FGs	1-19	20-29	30-39	40-49	50+
B. Thomas	1/1	9/9	0/4	3/6	1/5
BEARS	1/1	9/9	0/4	3/6	1/5
OPPONENTS	1/1	7/7	7/8	2/6	0/1

DEFENSE	T	S	A	FF	FR	PD	Sa	Int
Singletary	147	120	27	1	4	7	3.5	1
Bell	115	92	23	1	1	6	3.0	0
Wilson	103	87	16	2	0	7	1.0	1
Hartenstine	71	56	15	3	1	4	12.0	0
Richardson	69	58	11	0	1	20	0.0	5
Osborne	61	48	13	5	1	2	5.0	0
Frazier	60	52	8	0	1	21	0.0	7
Harris	57	48	9	0	2	0	7.0	0
Duerson	51	41	10	1	0	4	0.0	0
Hampton	47	40	7	0	0	4	5.0	0

SACKS: Hartenstine 12.0, McMichael 8.5, Harris 7.0, Hampton 5.0, Osborne 5.0, Singletary 3.5, Bell 3.0, Dent 3.0, Cabral 1.0, Campbell 1.0, Keys 1.0

TEAM 51.0, **OPPONENTS** 53.0

USUAL STARTERS

Offense

WR..... Willie Gault
LT..... Jim Covert
LG..... Noah Jackson
C..... Jay Hilgenberg
RG..... Kurt Becker
RT..... Keith Van Horne
TE..... Emery Moorehead
WR..... Ken Margerum
QB..... Jim McMahon
RB..... Walter Payton
FB..... Matt Suhey

Defense

RE..... Dan Hampton
RT..... Steve McMichael
LT..... Jim Osborne
LE..... Mike Hartenstine
WLB..... Al Harris
MLB..... Mike Singletary
SLB..... Otis Wilson
RCB..... Leslie Frazier
LCB..... Mike Richardson
SS..... Todd Bell
FS..... Gary Fencik

RANKINGS

Team Stats

Total Yards.....5830.....364.4.....4
Rushing Yards.....2727.....170.4.....1
Passing Yards.....3103.....193.9.....17
Points Scored.....311.....19.4.....-

Opp Avg Rank
Total Yards.....5132.....320.8.....8
Rushing Yards.....2000.....125.0.....t11
Passing Yards.....3132.....195.8.....12
Points Scored.....301.....18.8.....-

1984 CHICAGO BEARS STATISTICS

Record: 10-6, .625
1st Place, NFC Central
Head Coach: Mike Ditka

09/02 W	34-14	TAMPA BAY	58,789
09/09 W	27-0	DENVER	54,335
09/16 W	9-7	at Green Bay	55,795
09/23 L	9-38	at Seattle	61,520
09/30 L	14-23	DALLAS	63,623
10/07 W	20-7	NEW ORLEANS	53,752
10/14 L	21-38	at St. Louis	49,554
10/21 W	44-9	at Tampa Bay	60,003
10/28 W	16-7	MINNESOTA	57,517
11/04 W	17-6	L.A. RAIDERS	59,858
11/11 L	13-29	at L.A. Rams	62,021
11/18 W	16-14	DETROIT	54,911
11/25 W	34-3	at Minnesota	56,881
12/03 L	7-20	at San Diego	45,470
12/09 L	14-20	GREEN BAY	59,374
12/16 W	30-13	at Detroit	53,252
PLAYOFFS			
12/30 W	23-19	at Washington	55,431
01/06 L	0-23	at San Francisco	61,040

	Bears	Opp
TOTAL FIRST DOWNS	297	216
Rushing	164	72
Passing	115	122
Penalty	18	22
3rd Down: Made/Att	105/256	55/209
3rd Down Pct.	41.0	26.3
4th Down: Made/Att	9/23	2/11
4th Down Pct.	39.1	18.2
TOTAL NET YARDS	5437	3860
Avg. Per Game	339.8	241.3
Total Plays	1100	885
Avg. Per Play	4.9	4.4
NET YARDS RUSHING	2974	1377
Avg. Per Game	185.9	86.1
Total Rushes	674	378
NET YARDS PASSING	2463	2486
Avg. Per Game	153.9	155.4
Sacked/Yards Lost	36/232	72/583
Gross Yards	2695	3069
Att./Comp.	390/226	435/197
Completion Pct.	57.9	45.3
Had Intercepted	15	21
PUNTS/AVERAGE	85/39.2	100/41.3
NET PUNTING AVG.	85/35.3	100/34.3
PENALTIES/YARDS	114/851	86/698
FUMBLES/BALL LOST	31/16	33/13
TOUCHDOWNS	37	29
Rushing	22	10
Passing	14	14
Returns	1	5

PASSING	Att	Cmp	Yds	Cmp%	Yd/Att	TD	TD%	Int	Int%	Lg	Sack/Lost	Rating
McMahon	143	85	1146	59.4	8.01	8	5.6	2	1.4	61t	10/48	97.8
Fuller	78	53	595	67.9	7.63	3	3.8	0	0.0	30	7/41	103.1
Lisch	85	43	413	50.6	4.86	0	0.0	6	7.1	23	13/91	34.9
Avellini	53	30	288	56.6	5.43	0	0.0	3	5.7	50	5/43	48.1
Landry	21	11	199	52.4	9.48	1	4.8	3	14.3	55	0/0	62.8
Payton	8	3	47	37.5	5.88	2	40.0	0	0.0	17	0/0	66.9
Baschnagel	2	1	7	50.0	3.5	0	0.0	1	15.0	7	0/0	43.9
BEARS	390	226	2695	57.9	6.91	14	3.6	15	3.8	61t	36/232	75.3
OPPONENTS	435	197	3069	45.4	7.07	14	3.2	21	4.8	88	72/583	60.0

Score by Period	1	2	3	4	OT	Tot
BEARS	91	107	62	65	0	325
OPPONENTS	33	73	53	89	0	248

SCORING	Tds:	Ru:	Pa:	R	K:	PAT	FG	S	Pts
B. Thomas	0	0	0	0	35/37	22/28	0	0	101
Payton	11	11	0	0				0	66
Suhey	6	4	2	0				0	36
Gault	6	0	6	0				0	36
McKinnon	3	0	3	0				0	18
McMahon	2	2	0	0				0	12
Fuller	1	1	0	0				0	6
Landry	1	1	0	0				0	6
Bell	1	0	0	1				0	6
Gentry	1	1	0	0				0	6
Hutchinson	1	1	0	0				0	6
C. Thomas	1	1	0	0				0	6
Anderson	1	0	1	0				0	6
Dunsmore	1	0	1	0				0	6
Moorehead	1	0	1	0				0	6
BEARS	37	22	14	1	35/37	22/28	1	325	
OPPONENTS	29	10	14	5	26/29	16/21	0	248	

RUSHING	No	Yds	Avg	Lg	TD
Payton	381	1684	4.4	72	11
Suhey	124	424	3.4	21	4
McMahon	39	276	7.1	30	2
C. Thomas	40	186	4.7	37	1
Lisch	18	121	6.7	31	0
Fuller	15	89	5.9	26	1
Gentry	21	79	3.8	22	1
Jordan	11	70	6.4	29	0
Hutchinson	14	39	2.8	6	1
McKinnon	2	12	6.0	21	0
Landry	2	1	0.5	1t	1
Avellini	3	-5	-1.7	0	0
Moorehead	1	-2	-2.0	-2	0
BEARS	674	2974	4.4	72	22
OPPONENTS	378	1377	3.6	44	10

RECEIVING	No	Yds	Avg	Lg	TD
Payton	45	368	8.2	31	0
Suhey	41	309	7.5	23	2
Gault	34	587	17.3	61t	6
McKinnon	30	434	14.5	32	3
Moorehead	29	497	17.1	50	1
Dunsmore	9	106	11.8	25	1
Saldi	9	90	10.0	20	0
C. Thomas	9	39	4.3	9	0
Baschnagel	6	53	8.8	17	0
Gentry	4	29	7.3	13	0
Anderson	3	77	25.7	49	1
Krenk	2	31	15.5	24	0
McMahon	1	42	42.0	42	0
Cameron	1	13	13.0	13	0
Cabral	1	7	7.0	7	0
BEARS	226	2695	11.9	61t	14
OPPONENTS	197	3069	15.6	88	14

PUNTING	No	Yds	Avg	Net	TB	In	Lg	B
Finzer	83	3328	40.1	35.3	4	26	87	2
BEARS	85	3328	39.2	35.3	4	26	87	2
OPPONENTS	100	4130	41.3	34.3	7	12	62	0

INTS	No	Yds	Avg	Lg	TD
Fencik	5	102	20.4	61	0
Frazier	5	89	17.8	33	0
Bell	4	46	11.5	36	1
Richardson	2	7	3.5	7	0
Harris	1	34	34.0	34	0
Gayle	1	1	1.0	1	0
Duerson	1	9	9.0	9	0
Singletary	1	4	4.0	4	0
Schmidt	1	0	0.0	0	0
BEARS	21	290	13.8	61	1
OPPONENTS	15	241	16.1	66	3

KO RETURNS	No	Yds	Avg	Lg	TD
Cameron	26	485	18.7	40	0
Gentry	11	209	19.0	33	0
Duerson	5	95	19.0	26	0
Bell	1	35	35.0	35	0
Jordan	5	62	12.4	22	0
Gault	1	12	12.0	12	0
BEARS	49	898	18.3	40	0
OPPONENTS	68	1443	21.2	97	1

PUNT RET.	Ret	FC	Yds	Avg	Lg	TD
Fisher	58	11	492	8.5	28	0
Duerson	1	0	4	4.0	4	0
McKinnon	5	0	62	12.4	18	0
BEARS	64	11	558	8.7	28	0
OPPONENTS	41	12	249	6.1	21	0

FGs	1-19	20-29	30-39	40-49	50+
B. Thomas	3/3	6/7	5/6	6/9	2/3
BEARS	3/3	6/7	5/6	6/9	2/3
OPPONENTS	0/0	6/6	1/2	8/11	1/2

DEFENSE	(Top 10)	T	S	A	FF	FR	PD	Sa	Int
Singletary	116	81	35	3	1	4	3.5	1	
Fencik	103	82	21	0	1	9	1.0	5	
Bell	77	58	19	1	2	5	4.5	4	
Harris	68	52	16	0	0	6	2.0	1	
Wilson	61	47	14	1	0	3	7.5	0	
Hampton	54	40	14	1	3	2	11.5	0	
McMichael	42	30	12	0	0	2	10.0	0	
Dent	39	31	8	4	1	1	17.5	0	
Richardson	36	31	5	0	1	13	0.0	2	
Hartenstine	36	24	12	2	2	0	6.0	0	
SACKS:	Dent 17.5, Hampton 11.5, McMichael 10.0, Wilson 7.5, Hartenstine 6.0, Bell 4.5, Singletary 3.5, Duerson 3.0, Keys 2.5, Harris 2.0, Waechter 2.0, Fencik 1.0, Osborne 1.0								
TEAM	72.0	OPPONENTS	36.0						

USUAL STARTERS										RANKINGS			
Offense					Defense					Team Stats	Bears	Avg	Rank
WR.....	Willie Gault	RE.....	Richard Dent	Total Yards.....	5437	339.8	7					
LT.....	Jim Covert	RT.....	Dan Hampton	Rushing Yards.....	2974	185.9	1					
LG.....	Mark Bortz	LT.....	Steve McMichael	Passing Yards.....	2463	153.9	26					
C.....	Jay Hilgenberg	LE.....	Mike Hartenstine	Points Scored.....	325	20.3	-					
RG.....	Kurt Becker	WLB.....	Al Harris										
RT.....	Keith Van Horne	MLB.....	Mike Singletary										
TE.....	Emery Moorehead	SLB.....	Otis Wilson	Total Yards.....	3860	241.3	1					
WR.....	Dennis McKinnon	RCB.....	Leslie Frazier	Rushing Yards.....	1377	86.1	1					
QB.....	S. Fuller/J. McMahon	LCB.....	Mike Richardson	Passing Yards.....	2486	155.4	2					
RB.....	Walter Payton	SS.....	Todd Bell	Points Scored.....	248	15.5	-					
FB.....	Matt Suhey	FS.....	Gary Fencik										



1985 CHICAGO BEARS STATISTICS

Record: 15-1, .938

1st Place, NFC Central

Head Coach: Mike Ditka

09/08	W	38-28	TAMPA BAY	57,828
09/15	W	20-7	NEW ENGLAND	60,533
09/19	W	33-24	at Minnesota	61,242
09/29	W	45-10	WASHINGTON	63,708
10/06	W	27-19	at Tampa Bay	51,795
10/13	W	26-10	at San Francisco	60,523
10/21	W	23-7	GREEN BAY	65,095
10/27	W	27-9	MINNESOTA	63,815
11/03	W	16-10	at Green Bay	55,343
11/10	W	24-3	DETROIT	53,467
11/17	W	44-0	at Dallas	63,855
11/24	W	36-0	ATLANTA	61,769
12/02	L	24-38	at Miami	75,594
12/08	W	17-10	INDIANAPOLIS	59,997
12/14	W	19-6	at New York Jets	74,752
12/22	W	37-17	at Detroit	74,042
PLAYOFFS				
01/05	W	21-0	N.Y. GIANTS	62,076
01/12	W	24-0	L.A. RAMS	63,522
01/26*	W	46-10	New England	73,818

*Super Bowl XX at Superdome in New Orleans

	Bears	Opp
TOTAL FIRST DOWNS	343	236
Rushing	176	74
Passing	145	141
Penalty	22	21
3rd Down: Made/Att	85/219	61/205
3rd Down Pct.	38.8	27.8
4th Down: Made/Att	5/13	6/16
4th Down Pct.	38.5	37.5
TOTAL NET YARDS	5837	4135
Avg. Per Game	364.8	258.4
Total Plays	1085	945
Avg. Per Play	5.4	4.4
NET YARDS RUSHING	2761	1319
Avg. Per Game	172.6	82.4
Total Rushes	610	359
NET YARDS PASSING	3076	2816
Avg. Per Game	192.3	176.0
Sacked/Yards Lost	43/227	64/483
Gross Yards	3303	3299
Att./Comp.	432/237	522/249
Completion Pct.	54.9	47.7
Had Intercepted	16	34
PUNTS/AVERAGE	68/42.4	90/40.4
NET PUNTING AVG.	68/35.1	90/33.5
PENALTIES/YARDS	104/912	115/934
FUMBLES/BALL LOST	24/15	30/20
TOUCHDOWNS	51	23
Rushing	27	6
Passing	17	16
Returns	7	1

PASSING	Att	Cmp	Yds	Cmp%	Yd/Att	TD	TD%	Int	Int%	Lg	Sack/Lost	Rating
McMahon	313	178	2392	56.9	7.64	15	4.8	11	3.5	70t	26/125	82.8
Fuller	107	53	777	49.5	7.26	1	0.9	5	4.7	69	17/102	57.0
Payton	5	3	96	60.0	19.2	1	20.0	0	0.0	50	0/0	143.8
Tomczak	6	2	33	33.3	5.5	0	0.0	0	0.0	24	0/0	52.8
Buford	1	1	5	100.0	5.0	0	0.0	0	0.0	5	0/0	96.1
BEARS	432	237	3303	54.9	7.65	17	3.9	16	3.7	70	43/227	75.6
OPPONENTS	522	249	3299	47.7	6.3	16	3.1	34	6.5	90t	64/483	52.4

Score by Period	1	2	3	4	OT	Tot
BEARS	67	144	123	122	0	456
OPPONENTS	50	77	34	37	0	198

SCORING	TDs:Ru-Pa-R	K-PAT	FG	S	Pts
Butler	0	0	0	0	51/51 31/38 0 144
Payton	11	9	2	0	0 66
McKinnon	7	0	7	0	0 42
Fuller	5	5	0	0	0 30
McMahon	4	3	1	0	0 24
Thomas	4	4	0	0	0 24
Gentry	3	2	0	1	0 18
Perry	3	2	1	0	0 18
Suhey	2	1	1	0	0 12
Margerum	2	0	2	0	0 12
Gault	2	0	1	1	0 12
Wilson	1	0	0	1	1 8
Dent	1	0	0	1	0 6
Frazier	1	0	0	1	0 6
Wrightman	1	0	1	0	0 6
Rivera	1	0	0	1	0 6
Moorehead	1	0	1	0	0 6
Sanders	1	1	0	0	0 6
Richardson	1	0	0	1	0 6
McMichael	0	0	0	0	1 2
Waechter	0	0	0	0	1 2
BEARS	51	27	17	7	51/51 31/38 3 456
OPPONENTS	23	6	16	1	22/23 12/19 1 198

RUSHING	No	Yds	Avg	Lg	TD
Payton	324	1551	4.8	40	9
Suhey	115	471	4.1	17	1
McMahon	47	252	5.4	19	3
Gentry	30	160	5.3	21	2
Thomas	31	125	4.0	17	4
Sanders	25	104	4.2	28	1
Fuller	24	77	3.2	19	5
Gault	5	18	3.6	11	0
Perry	5	7	1.4	2	2
Tomczak	2	3	1.5	3	0
McKinnon	1	0	0.0	0	0
Margerum	1	-7	-7.0	-7	0
BEARS	610	2761	4.5	40	27
OPPONENTS	359	1319	3.7	37	6

RECEIVING	No	Yds	Avg	Lg	TD
Payton	49	483	9.9	65	2
Moorehead	35	481	13.7	25	1
Gault	33	704	21.3	70t	1
Suhey	33	295	8.9	35	1
McKinnon	31	555	17.9	48	7
Wrightman	24	407	17.0	49	1
Margerum	17	190	11.2	20	2
Gentry	5	77	15.4	30	0
Thomas	5	45	9.0	15	0
Maness	1	34	34.0	34	0
McMahon	1	13	13.0	13	1
Sanders	1	9	9.0	9	0
Anderson	1	6	6.0	6	0
Perry	1	4	4.0	4	1
BEARS	237	3303	13.9	70	17
OPPONENTS	249	3299	13.2	90t	16

PUNTING	No	Yds	Avg	Net	TB	In	Lg	B
Buford	68	2870	42.2	35.1	14	18	69	1
BEARS	69	2870	41.6	35.1	14	18	69	1
OPPONENTS	90	3639	40.4	33.5	6	11	75	1

INTS	No	Yds	Avg	Lg	TD
Frazier	6	119	19.8	33	1
Duerson	5	58	11.6	25	0
Fencik	5	38	7.6	22	0
Marshall	4	27	5.4	14	0
Richardson	4	174	43.5	90	1
Wilson	3	35	11.7	23	1
Taylor	3	28	9.3	18	0
Dent	2	10	5	9	1
Singletary	1	23	23.0	23	0
Rivera	1	4	4.0	4	0
BEARS	34	512	15.1	90	4
OPPONENTS	46	99	2.2	43	1

KO RETURNS	No	Yds	Avg	Lg	TD
Gault	22	577	26.2	99t	1
Gentry	18	466	25.9	94	1
Taylor	1	18	18.0	18	0
McKinnon	1	16	16.0	16	0
Sanders	1	10	10.0	10	0
Marshall	0	2	0.0	2	0
BEARS	43	1089	25.3	99t	2
OPPONENTS	78	1827	23.4	58	0

PUNT RET.	Ret	FC	Yds	Avg	Lg	TD
Taylor	25	8	198	7.9	21	0
Ortego	17	2	158	9.3	23	0
Duerson	6	0	47	7.8	11	0
Gentry	0	0	47	0.0	47	0
McKinnon	4	0	44	11.0	11	0
Maness	2	0	9	4.5	5	0
BEARS	54	10	503	9.3	47	0
OPPONENTS	24	9	203	8.5	29	0

FGs	1-19	20-29	30-39	40-49	50+
Butler	2/2	13/13	13/14	3/6	0/3
BEARS	2/2	13/13	13/14	3/6	0/3
OPPONENTS	1/1	2/3	5/6	3/5	1/4

DEFENSE	(Top 10)	T	S	A	FF	FR	PD	Sa	Int
Fencik	118	98	20	0	1	15	0.0	5	
Singletary	113	89	24	0	3	5	3.0	1	
Marshall	78	60	18	2	1	4	6.0	4	
Wilson	69	54	15	0	2	5	11.5	3	
Duerson	64	55	9	1	1	10	2.0	5	
Frazier	52	45	7	0	0	22	0.0	6	
McMichael	44	39	5	0	1	2	8.0	0	
Richardson	41	37	4	2	1	25	0.0	4	
Dent	38	33	5	7	2	7	17.0	2	
Hampton	32	26	6	2	3	4	5.5	0	
SACKS:	Dent 17.0, Wilson 11.5, McMichael 8.0, Marshall 6.0, Hampton 5.5, Perry 5.0, Singletary 3.0, Waechter 2.5, Duerson 2.0, Keys 2.0, Hartenstine 1.0, Rivera 0.5								
TEAM	64.0, OPPONENTS 43.0								

Black box indicates World Championship.

USUAL STARTERS

Offense	Defense
WR..... Willie Gault	RE..... Richard Dent
LT..... Jim Covert	RT..... William Perry
LG..... Mark Bortz	LT..... Steve McMichael
C..... Jay Hilgenberg	LE..... Dan Hampton
RG..... Tom Thayer	WLB..... Wilbur Marshall
RT..... Keith Van Horne	MLB..... Mike Singletary
TE..... Emery Moorehead	SLB..... Otis Wilson
WR..... Dennis McKinnon	RCB..... Leslie Frazier
QB..... Jim McMahon	LCB..... Mike Richardson
RB..... Walter Payton	SS..... Dave Duerson
FB..... Matt Suhey	FS..... Gary Fencik

RANKINGS

Team Stats	Bears	Avg	Rank
Total Yards.....	5837	364.87
Rushing Yards.....	2761	172.61
Passing Yards.....	3076	192.320
Points Scored.....	456	28.5-
	Opp	Avg	Rank
Total Yards.....	4135	258.41
Rushing Yards.....	1319	82.41
Passing Yards.....	2816	176.03
Points Scored.....	198	12.4-

1986 CHICAGO BEARS STATISTICS

Record: 14-2, .875

1st Place, NFC Central

Head Coach: Mike Ditka

09/07 W	41-31	CLEVELAND	66,030
09/14 W	13-10 ot	PHILADELPHIA	65,130
09/22 W	25-12	at Green Bay	55,527
09/28 W	44-7	at Cincinnati	55,146
10/05 W	23-0	MINNESOTA	63,921
10/12 W	20-7	at Houston	46,026
10/19 L	7-23	at Minnesota	62,851
10/26 W	13-7	DETROIT	62,064
11/03 L	17-20	L.A. RAMS	64,877
11/09 W	23-3	at Tampa Bay	70,097
11/16 W	13-10	at Atlanta	55,520
11/23 W	12-10	GREEN BAY	59,291
11/30 W	13-10 ot	PITTSBURGH	61,425
12/07 W	48-14	TAMPA BAY	52,746
12/15 W	16-13	at Detroit	75,602
12/21 W	24-10	at Dallas	57,256
PLAYOFFS			
01/03 L	13-27	WASHINGTON	65,141

	Bears	Opp
TOTAL FIRST DOWNS	305	241
Rushing	166	67
Passing	118	151
Penalty	21	23
3rd Down: Made/Att	77/207	74/228
3rd Down Pct.	37.0	32.0
4th Down: Made/Att	5/12	11/21
4th Down Pct.	42.0	52.0
TOTAL NET YARDS	5459	4130
Avg. Per Game	341.2	258.1
Total Plays	1045	1002
Avg. Per Play	5.2	4.1
NET YARDS RUSHING	2700	1463
Avg. Per Game	168.8	91.4
Total Rushes	606	427
NET YARDS PASSING	2759	2667
Avg. Per Game	172.4	166.7
Sacked/Yards Lost	24/153	62/503
Gross Yards	2912	3170
Att./Comp.	415/208	513/243
Completion Pct.	50.1	47.4
Had Intercepted	25	31
PUNTS/AVERAGE	70/40.7	100/40.9
NET PUNTING AVG.	70/36.9	100/33.5
PENALTIES/YARDS	98/765	110/861
FUMBLES/BALL LOST	36/22	27/16
TOUCHDOWNS	38	20
Rushing	21	4
Passing	12	12
Returns	5	4

PASSING	Att	Cmp	Yds	Cmp%	Yd/Att	TD	TD%	Int	Int%	Lg	Sack/Lost	Rating
Tomczak	151	74	1105	49.0	7.32	2	1.3	10	6.6	85	4/30	50.2
McMahon	150	77	995	51.3	6.63	5	3.3	8	5.3	58t	6/40	61.4
Fuller	64	34	451	53.1	7.05	2	3.1	4	6.3	50t	8/53	60.1
Flutie	46	23	361	50.0	7.85	3	6.5	2	4.3	58t	6/30	80.1
Payton	4	0	0	0.0	0.00	0	0.0	1	25.0	0	0/0	0.0
BEARS	415	208	2912	50.1	7.02	12	2.9	25	6.0	85	24/153	57.6
OPPONENTS	513	243	3170	47.7	6.18	12	2.3	31	6.0	65t	62/503	49.9

Score by Period	1	2	3	4	OT	Tot
BEARS	88	84	82	92	6	352
OPPONENTS	35	36	65	51	0	187

SCORING	Tds:Ru-Pa-R	K-PAT	FG	S	Pts		
Butler	0	0	0	36/38	28/41	0	120
Payton	11	8	3	0	0	66	
Gault	5	0	5	0	0	30	
Sanders	5	5	0	0	0	30	
Gentry	3	1	0	2	0	18	
Tomczak	3	3	0	0	0	18	
Marshall	2	0	0	2	0	12	
Ortego	2	0	2	0	0	12	
Suhey	2	2	0	0	0	12	
Anderson	1	0	1	0	0	6	
Barnes	1	0	0	1	0	6	
Flutie	1	1	0	0	0	6	
McMahon	1	1	0	0	0	6	
Moorehead	1	0	1	0	0	6	
Hampton	0	0	0	0	1	2	
McMichael	0	0	0	0	1	2	

RUSHING	No	Yds	Avg	Lg	TD
Payton	321	1333	4.2	41	8
Suhey	84	270	3.2	17	2
Sanders	27	224	8.3	75t	5
Thomas	56	224	4.0	23	0
McMahon	22	152	6.9	23	1
Anderson	35	146	4.2	23	0
Tomczak	23	117	5.1	16	3
Gentry	11	103	9.4	29	1
Gault	8	79	9.9	33	0
Flutie	9	36	4.0	19	1
Fuller	8	30	3.8	10	0
Perry	1	-1	-1.0	-1	0
Buford	1	-13	-13.0	-13	0
BEARS	606	2700	4.5	75t	21
OPPONENTS	427	1463	3.4	33	4

RECEIVING	No	Yds	Avg	Lg	TD
Gault	42	818	19.5	53t	5
Payton	37	382	10.3	57	3
Moorehead	26	390	15.0	85	1
Suhey	24	235	9.8	58	0
Ortego	23	430	18.7	58t	1
Wrightman	22	241	11.0	29	0
Gentry	19	238	12.5	41	0
Anderson	4	80	20.0	58t	1
Barnes	4	54	13.5	14	0
Thomas	4	18	4.5	18	0
Sanders	2	18	9.0	18	0
Bortz	1	8	8.0	8	0
BEARS	208	2912	14.0	85	12
OPPONENTS	243	3170	13.0	65t	12

PUNTING	No	Yds	Avg	Net	TB	In	Lg	B
Buford	69	2850	41.3	36.9	8	19	59	1
BEARS	70	2850	40.7	36.9	8	19	59	1
OPPONENTS	100	4090	40.9	33.5	13	17	59	1

INTS	No	Yds	Avg	Lg	TD
Richardson	7	69	9.9	32	0
Duerson	6	139	23.2	38	0
Marshall	5	68	13.6	58t	1
Fencik	3	37	12.3	24	0
Jackson	3	0	0.0	0	0
Wilson	2	31	15.5	21	0
McMichael	1	5	5.0	5	0
Gayle	1	13	13.0	13	0
Singletary	1	3	3.0	3	0
Phillips	1	6	6.0	6	0
Bell	1	-1	-1.0	-1	0
BEARS	31	370	11.9	58t	1
OPPONENTS	25	115	4.6	22	1

KO RETURNS	No	Yds	Avg	Lg	TD
Sanders	22	399	18.1	44	0
Gentry	20	576	28.8	91t	1
Anderson	4	26	6.5	13	0
Barnes	3	94	31.3	85t	1
Gault	1	20	20.0	20	0
BEARS	50	1115	22.3	91t	2
OPPONENTS	64	1376	21.5	55	0

PUNT RET.	Ret	FC	Yds	Avg	Lg	TD
Barnes	57	9	482	8.5	35	0
BEARS	57	9	482	8.5	35	0
OPPONENTS	23	14	110	4.8	15	0

FGs	1-19	20-29	30-39	40-49	50+
Butler	1/1	11/14	9/12	6/8	1/6
BEARS	1/1	11/14	9/12	6/8	1/6
OPPONENTS	0/0	5/6	3/4	4/6	4/6

DEFENSE									
(Top 10)	T	S	A	FF	FR	PD	Sa	Int	
Fencik	130	67	63	1	1	10	1.0	3	
Singletary	129	68	61	1	0	9	2.0	1	
Duerson	109	61	48	0	2	12	7.0	6	
Marshall	105	60	45	4	3	6	5.5	5	
Wilson	104	52	52	1	3	4	8.0	2	
McMichael	87	50	37	1	2	3	8.5	1	
Perry	84	51	33	2	0	1	5.0	0	
Dent	75	30	45	4	0	5	11.5	0	
Hampton	72	30	42	1	2	2	9.5	0	
Richardson	68	46	22	1	0	17	0.0	7	

SACKS: Dent 11.5, Hampton 9.5, McMichael 8.5, Wilson 8.0, Duerson 7.0, Marshall 5.5, Perry 5.0, Singletary 2.0, Harris 2.0, Fencik 1.0, Hartenstine 1.0, Rivera 1.0
TEAM 62.0, OPPONENTS 24.0

USUAL STARTERS												RANKINGS				
Offense						Defense						Team Stats		Bears	Avg	Rank
WR.....	Willie Gault					RE.....	Richard Dent					Total Yards.....	5459.....	341.2.....	7	
LT.....	Jim Covert					RT.....	William Perry					Rushing Yards.....	2700.....	168.8.....	1	
LG.....	Mark Bortz					LT.....	Steve McMichael					Passing Yards.....	2759.....	172.4.....	20	
C.....	Jay Hilgenberg					LE.....	Dan Hampton					Points Scored.....	352.....	22.0.....	-	
RG.....	Tom Thayer					WLB.....	Wilbur Marshall									
RT.....	Keith Van Horne					MLB.....	Mike Singletary									
TE.....	Emery Moorehead					SLB.....	Otis Wilson									
WR.....	Keith Ortego					RCB.....	Jackson/Phillips					Total Yards.....	4130.....	258.1.....	1	
QB.....	Mike Tomczak					LCB.....	Mike Richardson					Rushing Yards.....	1463.....	91.4.....	2	
RB.....	Walter Payton					SS.....	Dave Duerson					Passing Yards.....	2667.....	166.7.....	2	
FB.....	Matt Suhey					FS.....	Gary Fencik					Points Scored.....	187.....	11.7.....	-	



Record: 11-4, .733

09/14	W	34-19	N.Y. GIANTS	65,704
09/20	W	20-3	TAMPA BAY	63,551
09/27	Cancelled			at Detroit
10/04	W	35-3	at Philadelphia	4,074
10/11	W	27-7	MINNESOTA	32,113
10/18	L	17-19	NEW ORLEANS	46,813
10/25	W	27-26	at Tampa Bay	70,747
11/01	W	31-28	KANSAS CITY	63,498
11/08	W	26-24	at Green Bay	53,320
11/16	L	29-31	at Denver	75,783
11/22	W	30-10	DETROIT	63,357
11/29	W	23-10	GREEN BAY	61,638
12/06	W	30-24	at Minnesota	62,331
12/14	L	0-41	at San Francisco	63,509
12/20	L	21-34	SEATTLE	62,518
12/27	W	6-3	at L.A. Raiders	78,019
PLAYOFFS				
01/10	L	17-21	WASHINGTON	58,153

	Bears	Opp
TOTAL FIRST DOWNS	319	261
Rushing	121	77
Passing	156	158
Penalty	42	26
3rd Down: Made/Att	73/204	80/226
3rd Down Pct.	35.7	35.3
4th Down: Made/Att	12/23	2/13
4th Down Pct.	52.1	15.3
TOTAL NET YARDS	5044	4215
Avg. Per Game	336.3	281.0
Total Plays	1026	989
Avg. Per Play	4.9	4.3
NET YARDS RUSHING	1954	1413
Avg. Per Game	130.3	94.2
Total Rushes	485	412
NET YARDS PASSING	3090	2802
Avg. Per Game	206.0	186.8
Sacked/Yards Lost	48/330	70/484
Gross Yards	3420	3286
Att./Comp.	493/272	507/255
Completion Pct.	55.2	50.3
Had Intercepted	24	13
PUNTS/AVERAGE	62/39.9	86/39.6
NET PUNTING AVG.	62/31.3	86/32.4
PENALTIES/YARDS	103/821	120/1103
FUMBLES/BALL LOST	33/20	37/11
TOUCHDOWNS	42	33
Rushing	13	5
Passing	23	24
Returns	6	4

Score by Period	1	2	3	4	OT	Tot
BEARS	72	126	59	99	0	356
OPPONENTS	75	91	67	49	0	282

SCORING	TDs:Ru-Pa-R				K-PAT	FG	S	Pts
Butler	0	0	0	0	28/30	19/28	0	85
Gault	7	0	7	0			0	42
Anderson	6	3	3	0			0	36
W. Payton	5	4	1	0			0	30
McKinnon	3	0	1	2			0	18
Boso	2	0	2	0			0	12
Gentry	2	0	1	1			0	12
McMahon	2	2	0	0			0	12
Gayle	1	0	0	1			0	6
Moorehead	1	0	1	0			0	6
Morris	1	0	1	0			0	6
Sanders	1	1	0	0			0	6
Tomczak	1	1	0	0			0	6
Others	10	2	6	2	10/10	3/4	0	79
BEARS	42	13	23	6	38/40	22/32	0	356
OPPONENTS	33	5	24	4	30/33	18/31	0	282

RUSHING	No	Yds	Avg	Lg	TD
Anderson	129	586	4.5	38	3
W. Payton	146	533	3.7	17	4
Sanders	23	122	5.3	17	1
McMahon	22	88	4.0	13	2
Thomas	25	88	3.5	18	0
Tomczak	18	54	3.0	10	1
Gentry	6	41	6.8	12	0
Suhey	7	24	3.4	6	0
Gault	2	16	8.0	9	0
Harbaugh	4	15	3.8	9	0
Marshall	1	1	1.0	1	0
Perry	1	0	0.0	0	0
Others	101	386	3.8	28	2
BEARS	485	1954	4.0	38t	13
OPPONENTS	412	1413	3.4	25	5

RECEIVING	No	Yds	Avg	Lg	TD
Anderson	47	467	9.9	59t	3
Gault	35	705	20.1	56t	7
W. Payton	33	217	6.6	16	1
McKinnon	27	406	15.0	33	1
Moorehead	24	269	11.2	27	1
Morris	20	379	19.0	42t	1
Boso	17	188	11.1	31	2
Gentry	17	183	10.8	38t	1
Suhey	7	54	7.7	12	0
Sanders	3	53	17.7	25	0
Others	42	499	11.9	28	6
BEARS	272	3420	12.6	59t	23
OPPONENTS	255	3286	12.9	75t	24

PUNTING	No	Yds	Avg	Net	TB	In	Lg	B
Barnhardt	6	236	39.3	39.3	0	2	50	0
Brown	18	742	41.2	29.2	4	4	58	1
Wagner	36	1461	40.6	32.1	4	9	71	1
BEARS	62	2439	39.3	31.3	8	15	71	2
OPPONENTS	86	3408	39.6	32.4	7	16	60	1

INTS	No	Yds	Avg	Lg	TD
Duerson	3	0	0.0	0	0
Rivera	2	19	9.5	15	0
Phillips	2	1	0.5	1	0
Douglass	2	0	0.0	0	0
Gayle	1	20	20.0	20t	1
V. Jackson	1	0	0.0	0	0
Others	2	29	14.5	23t	1
BEARS	13	69	5.3	23t	2
OPPONENTS	24	334	13.9	70t	1

KO RETURNS	No	Yds	Avg	Lg	TD
Gentry	25	621	24.8	88t	1
Sanders	20	349	17.5	42	0
T. Bell	1	18	18.0	18	0
Suhey	1	9	9.0	9	0
Others	10	196	19.6	37	0
BEARS	57	1193	20.9	88t	1
OPPONENTS	58	1054	18.2	42	0

PUNT RET.	Ret	FC	Yds	Avg	Lg	TD
McKinnon	40	4	405	10.1	94t	2
Duerson	1	1	10	10.0	10	0
Others	9	1	69	7.7	16	0
BEARS	50	6	484	9.7	94t	2
OPPONENTS	26	7	339	13.0	83t	1

FGs	1-19	20-29	30-39	40-49	50+
Butler	0/0	11/11	5/5	1/6	2/6
Lashar	0/0	3/3	0/0	0/1	0/0
BEARS	0/0	14/14	5/5	1/7	2/6
OPPONENTS	0/0	6/8	4/9	8/13	0/1

Butler:(24G,25G)(50N,55N)()()()47N)(27G,52N)
(47N,48N,27G,29G,24G,52G)(42G)(31G,37G,29G)
(21G,27G,52G)(23G,26G,30G)(40N)(53N,48N)
(38G,30G)
Lashar:()()()42N,26G,27G)(22G)
Opponents:()(43G,46N)(22N,27G)(31N)
(33N,48G,31G,42G,21G)(46G,37G)(35N)
(39N,26N,27G)(27G)(36G)(42N,32G,50N,37N)
(26N,27G)(20G,45G)(45G,29G)(48G,44N,46N)

DEFENSE								
(Top 10)	T	S	A	FF	FR	PD	Sa	Int
Duerson	116	63	53	1	1	5	2.0	3
Singletary	108	55	53	3	1	4	2.0	0
Marshall	93	53	40	2	1	6	5.0	0
Bell	72	40	32	1	1	2	1.0	0
McMichael	57	29	38	1	0	2	7.5	0
Perry	55	25	30	0	0	2	3.0	0
Wilson	44	17	27	0	0	2	6.5	0
V. Jackson	39	19	20	2	0	12	0.0	1
Rivera	38	18	20	0	0	2	1.0	2
Dent	34	18	16	4	1	3	13.5	0

SACKS: Dent 13.5, McMichael 7.5, Wilson 6.5, Marshall 5.0, Hampton 3.5, Perry 3.0, Duerson 2.0, Singletary 2.0, Bell 1.0, Rivera 1.0, Harris 1.0
TEAM 70 0 **OPPONENTS** 48 0

USUAL STARTERS

Offense	Defense
WR..... Willie Gault	RE..... Richard Dent
LT..... Jim Covert	RT..... William Perry
LG..... Mark Bortz	LT..... Steve McMichael
C..... Jay Hilgenberg	LE..... Dan Hampton
RG..... Tom Thayer	WLB..... Wilbur Marshall
RT..... Keith Van Horne	MLB..... Mike Singletary
TE..... Emery Moorehead	SLB..... Otis Wilson
WR..... Ron Morris	RCB..... Vestee Jackson
QB..... J. McMahon/M. Tomczak	LCB..... Mike Richardson
RB..... Walter Payton	SS..... Todd Bell
FB..... Neal Anderson	FS..... Dave Duerson

RANKINGS

Team Stats	Bears	Avg	Rank
Total Yards.....	5044	336.3	12
Rushing Yards.....	1954	130.3	13
Passing Yards.....	3090	206.0	12
Points Scored.....	356	23.7	-

	Opp	Avg	Rank
Total Yards.....	4215	281.0	2
Rushing Yards.....	1413	94.2	1
Passing Yards.....	2802	186.8	7
Points Scored.....	282	18.8	-

1988 CHICAGO BEARS STATISTICS

Record: 12-4, .750

1st Place, NFC Central

Head Coach: Mike Ditka

09/04	W	34-7	MIAMI	63,330
09/11	W	17-13	at Indianapolis	60,503
09/18	L	7-31	MINNESOTA	63,990
09/25	W	24-6	at Green Bay	56,492
10/02	W	24-3	BUFFALO	62,793
10/09	W	24-7	at Detroit	64,526
10/16	W	17-7	DALLAS	64,759
10/24	W	10-9	SAN FRANCISCO	65,293
10/30	L	7-30	at New England	60,821
11/06	W	28-10	TAMPA BAY	56,892
11/13	W	34-14	at Washington	52,418
11/20	W	27-15	at Tampa Bay	67,070
11/27	W	16-0	GREEN BAY	62,026
12/05	L	3-23	at L.A. RAMS	65,579
12/11	W	13-12	DETROIT	55,010
12/19	L	27-28	at Minnesota	62,067
PLAYOFFS				
12/31	W	20-12	PHILADELPHIA	65,534
01/08	L	3-28	SAN FRANCISCO	64,830

	Bears	Opp
TOTAL FIRST DOWNS	303	264
Rushing	137	76
Passing	134	158
Penalty	32	30
3rd Down: Made/Att	91/217	68/216
3rd Down Pct.	41.9	31.4
4th Down: Made/Att	7/17	8/18
4th Down Pct.	41.1	44.4
TOTAL NET YARDS	5317	4360
Avg. Per Game	332.3	272.5
Total Plays	1040	977
Avg. Per Play	5.1	4.5
NET YARDS RUSHING	2319	1326
Avg. Per Game	144.9	82.9
Total Rushes	555	389
NET YARDS PASSING	2998	3034
Avg. Per Game	187.4	189.6
Sacked/Yards Lost	24/175	43/365
Gross Yards	3173	3399
Att./Comp.	461/248	545/245
Completion Pct.	53.8	45.0
Had Intercepted	15	26
PUNTS/AVERAGE	79/41.5	90/40.2
NET PUNTING AVG.	79/33.4	90/34.8
PENALTIES/YARDS	88/644	102/804
FUMBLES/BALL LOST	37/19	17/9
TOUCHDOWNS	38	25
Rushing	25	5
Passing	13	18
Returns	0	2

PASSING	Att	Cmp	Yds	Cmp%	Yd/Att	TD	TD%	Int	Int%	Lg	Sack/Lost	Rating
McMahon	192	114	1346	59.4	7.01	6	3.1	7	3.6	63t	13/79	76.0
Tomczak	170	86	1310	50.6	7.71	7	4.1	6	3.5	76t	5/47	75.4
Harbaugh	97	47	514	48.5	5.30	0	0.0	2	2.1	56	6/49	55.9
Anderson	1	0	0	0.0	0.00	0	0.0	0	0.0	0	0/0	39.6
Wagner	1	1	3	100.0	3.00	0	0.0	0	0.0	3	0/0	79.2
BEARS	461	248	3173	53.8	6.88	13	2.8	15	3.3	76t	24/175	71.4
OPPONENTS	545	245	3399	45.0	6.24	18	3.3	26	4.8	80t	43/365	56.7

Score by Period	1	2	3	4	OT	Tot
BEARS	77	131	42	62	0	312
OPPONENTS	49	56	50	60	0	215

SCORING	TDs:Ru-Pa-R	K-PAT	FG	S	Pts			
Butler	0	0	0	37/38	15/19	0	82	
Anderson	12	12	0			0	72	
Gentry	4	1	3	0		0	24	
McKinnon	4	1	3	0		0	24	
McMahon	4	4	0	0		0	24	
Morris	4	0	4	0		0	24	
Sanders	3	3	0	0		0	18	
Moorehead	2	0	2	0		0	12	
Suhey	2	2	0	0		0	12	
Harbaugh	1	1	0	0		0	6	
Muster	1	0	1	0		0	6	
Tomczak	1	1	0	0		0	6	
McMichael	0	0	0	0		1	2	
BEARS	38	25	13	0	37/38	15/19	1	312
OPPONENTS	25	5	18	2	22/25	13/22	2	215

RUSHING	No	Yds	Avg	Lg	TD
Anderson	249	1106	4.4	80t	12
Sanders	95	332	3.5	20t	3
Suhey	87	253	2.9	19	2
Muster	44	197	4.5	15	0
Harbaugh	19	110	5.8	19	1
McMahon	26	104	4.0	16	4
Gentry	7	86	12.3	58t	1
Morris	3	40	13.3	21	0
Tomczak	13	40	3.1	17	1
McKinnon	3	25	8.3	12	1
Thomas	5	20	4.0	8	0
Davis	1	3	3.0	3	0
Kozlowski	1	3	3.0	3	0
Wagner	2	0	0.0	0	0
BEARS	555	2319	4.3	80t	25
OPPONENTS	389	1326	3.4	32	5

RECEIVING	No	Yds	Avg	Lg	TD
McKinnon	45	704	15.6	76t	3
Anderson	39	371	9.5	36	0
Gentry	33	486	14.7	45	3
Morris	28	498	17.8	63t	4
Muster	21	236	11.2	40t	1
Suhey	20	154	7.7	29	0
Davis	15	220	14.7	36	0
Thornton	15	135	9.0	19	0
Moorehead	14	133	9.5	28	2
Sanders	9	94	10.4	39	0
Boso	6	50	8.3	15	0
Kozlowski	3	92	30.7	50	0
BEARS	248	3173	12.8	76t	13
OPPONENTS	245	3399	13.9	80t	18

PUNTING	No	Yds	Avg	Net	TB	In	Lg	B
Wagner	79	3282	41.5	33.4	10	18	70	0
BEARS	79	3282	41.5	33.4	10	18	70	0
OPPONENTS	90	3622	40.2	34.8	10	29	62	0

INTS	No	Yds	Avg	Lg	TD
Jackson	8	94	11.8	46	0
Tate	4	35	8.8	17	0
Morrissey	3	13	4.3	13	0
Duerson	2	18	9.0	18	0
Richardson	2	15	7.5	15	0
Krumm	2	14	7.0	14	0
Rivera	2	0	0.0	0	0
Douglass	1	35	35.0	35	0
Singletary	1	13	13.0	13	0
Gayle	1	0	0.0	0	0
BEARS	26	237	9.1	46	0
OPPONENTS	15	175	11.7	94t	1

KO RETURNS	No	Yds	Avg	Lg	TD
Gentry	27	578	21.4	51	0
Sanders	13	248	19.1	38	0
Muster	3	33	11.0	15	0
Kozlowski	2	37	18.5	24	0
BEARS	45	896	19.9	51	0
OPPONENTS	56	1130	20.2	51	0

PUNT RET.	Ret	FC	Yds	Avg	Lg	TD
McKinnon	34	8	277	8.1	23	0
Davis	3	1	17	5.7	13	0
Kozlowski	1	0	0	0.0	0	0
BEARS	38	9	294	7.7	23	0
OPPONENTS	40	9	447	11.2	64	0

FGs	1-19	20-29	30-39	40-49	50+
Butler	1/1	4/4	7/8	3/6	0/0
BEARS	1/1	4/4	7/8	3/6	0/0
OPPONENTS	0/0	7/7	3/5	2/8	1/2
Butler:	(40N,44N)(40G,37N)(35G)(22G)(37G)(21G,42N)(18G)(32G,24G)(36G,43G)(39G)(35G,32G)(20G,45G)				
OPPONENTS:	(38G,53G)(37G)(28G,46N)(42N,35N)(51N)(35G)(44N,45G,40N)(27G,37N,23G)(48N,43N)(25G,27G,22G)(25G,44G)				

DEFENSE (Top 10)	T	S	A	FF	FR	PD	Sa	Int
Singletary	170	89	81	0	1	3	1.0	1
Duerson	105	57	48	2	0	6	1.0	2
McMichael	88	54	34	1	2	1	11.5	0
Hampton	88	50	38	0	0	3	9.5	0
Rivera	88	45	43	1	0	3	2.0	2
Douglass	76	43	33	0	2	11	0.0	1
Morrissey	68	26	42	0	1	5	0.0	3
Jackson	62	40	22	0	0	22	0.0	8
Dent	61	31	30	3	1	2	10.5	0
Richardson	60	40	20	0	0	30	0.0	2
SACKS:	McMichael 11.5, Dent 10.5, Hampton 9.5, Harris 3.5, Chapura 2.0, Rivera 2.0, Duerson 1.0, Johnson 1.0, Singletary 1.0, Smith 1.0							
TEAM	43.0, OPPONENTS	24.0						

USUAL STARTERS										RANKINGS			
Offense					Defense					Team Stats	Bears	Avg	Rank
WR.....Dennis Gentry					RE.....Richard Dent					Total Yards.....	5317	332.3	11
LT.....J. Covert/J. Wojciechowski					RT.....Dan Hampton					Rushing Yards.....	2319	144.9	3
LG.....Mark Bortz					LT.....Steve McMichael					Passing Yards.....	2998	187.4	20
C.....Jay Hilgenberg					LE.....Al Harris					Points Scored.....	312	19.5	-
RG.....Tom Thayer					WLB.....Jim Morrissey								
RT.....Keith Van Horne					MLB.....Mike Singletary								
TE.....Jim Thornton					SLB.....Ron Rivera					Total Yards.....	4360	272.5	2
WR.....Dennis McKinnon					RCB.....Vestee Jackson					Rushing Yards.....	1326	82.9	1
QB.....Jim McMahon					LCB.....Mike Richardson					Passing Yards.....	3034	189.6	9
RB.....Neal Anderson					SS.....Dave Duerson					Points Scored.....	215	13.4	-
FB.....Matt Suhey					FS.....Shaun Gayle								



Record: 6-10, .375

Score by Period	1	2	3	4	OT	Tot
BEARS	40	108	82	128	0	358
OPPONENTS	69	111	72	125	0	377

SCORING	Tds:	Ru-	Pa-	R	K	PAT	FG	S	Pts
Anderson	15	11	4	0				0	90
Butler	0	0	0	0	43/45	15/19	0	0	88
Muste	8	5	3	0				0	48
Davis	3	0	3	0				0	18
Harbaugh	3	3	0	0				0	18
McKinnon	3	0	3	0				0	18
Thornton	3	0	3	0				0	18
Sanders	2	0	1	1				0	12
Suhey	2	1	1	0				0	12
Boso	1	0	1	0				0	6
Gentry	1	0	1	0				0	6
Green	1	1	0	0				0	6
Morris	1	0	1	0				0	6
Stinson	1	0	0	1				0	6
Tomczak	1	1	0	0				0	6
BEARS	45	22	21	2	43/45	15/19	0	358	
OPPONENTS	43	21	21	1	41/43	26/36	0	377	

INTS	No	Yds	Avg	Lg	TD
Stinson	4	59	14.8	29t	1
Lynch	3	55	18.3	41	0
Gayle	3	39	13.0	20	0
Woofford	3	0	0.0	0	0
Roper	2	46	23.0	43	0
Jackson	2	16	8.0	16	0
Rivera	2	1	0.5	1	0
Morrissey	2	0	0.0	0	0
Dent	1	30	30.0	30	0
Paul	1	20	20.0	20	0
Duerson	1	2	2.0	2	0
Douglass	1	0	0.0	0	0
Tate	1	0	0.0	0	0
BEARS	26	258	10.3	43	1
OPPONENTS	25	182	7.3	53	1

KO RETURNS	No	Yds	Avg	Lg	TD
Gentry	28	667	23.8	63	0
Sanders	23	491	21.3	96t	1
Green	11	239	21.7	37	0
Suhey	6	93	15.5	21	0
Pruitt	2	17	8.5	11	0
Chapura	1	8	8.0	8	0
Kozlowski	1	12	12.0	12	0
Tate	1	12	12.0	12	0
BEARS	73	1539	21.1	96t	1
OPPONENTS	68	1375	20.2	62	0

PUNT RET.	Ret	FC	Yds	Avg	Lg	TD
Green	16	5	141	8.8	24	0
McKinnon	10	3	67	6.7	17	0
Kozlowski	4	0	2	0.5	4	0
Waddle	1	0	2	2.0	2	0
Woolford	1	0	12	12.0	12	0
BEARS	32	8	220	6.9	24	0
OPPONENTS	30	5	262	8.7	34	0

FGs	1-19	20-29	30-39	40-49	50+
Butler	0/0	6/6	6/7	3/5	0/1
BEARS	0/0	6/6	6/7	3/5	0/1
OPPONENTS	3/3	11/11	3/6	8/13	1/3
Butler:(29G)(40G)(21G,22G,25G,32G)()()()					
(35G,46G)(25G,37G)(39G,35G)(40G)()(33G,44N)					
(22G,43N,37N)() (50N)					

DEFENSE (Top 10)	T	S	A	FF	FR	PD	SA	Int
Singletary	151	79	72	2	0	5	1.0	0
Gayle	108	60	48	1	2	8	0.0	3
McMichael	108	59	49	1	1	2	7.5	0
Rivera	96	38	58	1	1	4	2.0	2
Duerson	91	52	39	1	0	7	0.0	1
Armstrong	80	37	43	1	1	5	0.0	0
Jackson	74	44	30	0	1	12	0.0	2
Dent	70	37	33	2	2	5	9.0	1
Roper	68	41	27	2	0	6	4.5	2
Perry	61	30	31	0	2	2	4.0	0

SACKS: Dent 9.0, McMichael 7.5, Armstrong 5.0, Roper 4.5, Perry 4.0, Chapura 3.0, Hampton 2.0, Rivera 2.0, Singletary 1.0, Woods 1.0
TEAM 39.0. **OPPONENTS** 28.0

RUSHING	No	Yds	Avg	Lg	TD
Anderson	274	1275	4.7	73	11
Muster	82	327	4.0	20	5
Harbaugh	45	276	6.1	26t	3
Sanders	41	127	3.1	19	0
Gentry	17	106	6.2	29	0
Tomczak	24	71	3.0	18	1
Suhey	20	51	2.6	8	1
Green	5	46	9.2	37t	1
Morris	1	14	14.0	14	0
Taylor	2	7	3.5	7	0
Buford	1	6	6.0	6	0
McKinnon	3	5	1.7	3	0
Thornton	1	4	4.0	4	0
BEARS	516	2287	4.4	73	22
OPPONENTS	446	1897	4.3	68t	21

RECEIVING	No	Yds	Avg	Lg	TD
Anderson	50	434	8.7	49t	4
Gentry	39	463	11.9	79t	1
Muster	32	259	8.1	25	3
Morris	30	486	16.2	58t	1
McKinnon	28	418	14.9	41	3
Davis	26	397	15.3	52t	3
Thornton	24	392	16.3	36t	3
Boso	17	182	10.7	43	1
Suhey	9	73	8.1	22	1
Green	5	48	9.6	21	0
Kozlowski	3	74	24.7	55	0
Sanders	3	28	9.3	16t	1
Waddle	1	8	8.0	8	0
BEARS	267	3262	12.2	79t	21
OPPONENTS	307	4079	13.3	97t	21

PASSING	Att	Cmp	Yds	Cmp%	Yd/Att	TD	TD%	Int	Int%	Lg	Sack/Lost	Rating
Tomczak	306	156	2058	51.0	6.73	16	5.2	16	5.2	79t	10/68	68.2
Harbaugh	178	111	1204	62.4	6.76	5	2.8	9	5.1	49t	18/106	70.5
BEARS	484	267	3262	55.2	6.74	21	4.3	25	5.2	79t	28/174	69.1
OPPONENTS	554	307	4079	55.4	7.36	21	3.8	26	4.7	97t	39/247	72.0

Offense

Defense

RE..... Richard Dent
RT..... William Perry
LT Steve McMichael
LE Trace Armstrong
WLB John Roper
MLB..... Mike Singletary
SLB..... Ron Rivera
RCB..... Vestee Jackson
LCB..... Donnell Woolford
SS..... Dave Duerson
FS..... Shaun Gayle

Team Stats

Team Stats	Bears	Avg	Rank
Total Yards.....	5375.....	335.9.....	10.....
Rushing Yards.....	2287.....	142.0.....	2.....
Passing Yards.....	3088.....	193.0.....	19.....
Points Scored.....	358.....	22.4.....	7.....

	Opp	Avg	Rank
Total Yards.....	5729.....	358.1.....	25
Rushing Yards.....	1897.....	118.6.....	15
Passing Yards.....	3832.....	239.5.....	24
Points Scored.....	377.....	23.6.....	-

1990 CHICAGO BEARS STATISTICS

Record: 11-5, .688
1st Place, NFC Central
Head Coach: Mike Ditka

09/09 W	17-0	SEATTLE	64,400
09/16 W	31-13	at Green Bay	58,938
09/23 W	19-16	MINNESOTA	65,420
09/30 L	10-24	at L.A. Raiders	80,156
10/07 W	27-13	GREEN BAY	59,929
10/14 W	38-9	L.A. RAMS	59,383
10/28 W	31-21	at Phoenix	71,233
11/04 W	26-6	at Tampa Bay	68,555
11/11 W	30-24	ATLANTA	62,855
11/18 W	16-13	ot at Denver	75,013
11/25 L	13-41	at Minnesota	58,866
12/02 W	23-17	ot DETROIT	62,313
12/09 L	9-10	at Washington	53,920
12/16 L	21-38	at Detroit	67,759
12/23 W	27-14	TAMPA BAY	46,456
12/29 L	10-21	KANSAS CITY	60,262
PLAYOFFS			
01/06 W	16-6	NEW ORLEANS	60,767
01/13 L	3-31	at N.Y. Giants	77,025

	Bears	Opp
TOTAL FIRST DOWNS	295	256
Rushing	142	102
Passing	134	136
Penalty	19	18
3rd Down: Made/Att	81/221	65/188
3rd Down Pct.	36.7	34.6
4th Down: Made/Att	5/13	6/11
4th Down Pct.	38.5	54.5
POSSESSION AVG.	33:06	26:54
TOTAL NET YARDS	4980	4492
Avg. Per Game	311.3	280.8
Total Plays	1024	927
Avg. Per Play	4.9	4.8
NET YARDS RUSHING	2436	1572
Avg. Per Game	152.3	98.3
Total Rushes	551	391
NET YARDS PASSING	2544	2920
Avg. Per Game	159.0	182.5
Sacked/Yards Lost	43/283	41/300
Gross Yards	2827	3220
Att./Comp.	430/229	495/258
Completion Pct.	53.3	52.1
Had Intercepted	12	31
PUNTS/AVERAGE	78/39.4	74/37.9
NET PUNTING AVG.	78/33.5	74/31.7
PENALTIES/YARDS	75/615	84/676
FUMBLES/BALL LOST	29/14	38/14
TOUCHDOWNS	39	31
Rushing	22	10
Passing	14	19
Returns	3	2

PASSING	Att	Cmp	Yds	Cmp%	Yd/Att	TD	TD%	Int	Int%	Lg	Sack/Lost	Rating
Harbaugh	312	180	2178	57.7	6.96	10	3.2	6	1.9	80t	31/206	81.9
Tomczak	104	39	521	37.5	5.01	3	2.9	5	4.6	48	11/70	43.8
Willis	13	9	106	69.2	8.15	1	7.7	1	7.7	18	1/7	87.3
Bailey	1	1	22	100.0	22.00	0	0.0	0	0.0	22	0/0	118.8
BEARS	430	229	2827	53.3	6.57	14	3.3	12	2.8	80t	43/283	73.1
OPPONENTS	495	258	3220	52.1	6.51	19	3.8	31	6.3	76t	41/300	59.3

Score by Period	1	2	3	4	OT	Tot
BEARS	54	156	70	59	9	348
OPPONENTS	59	80	53	88	0	280

SCORING	TDs:Ru-Pa-R	K-PAT	FG	S	Pts		
Butler	0	0	0	36/37	26/37	0	114
Anderson	13	10	3	0		0	78
Muster	6	6	0	0		0	36
Harbaugh	4	4	0	0		0	24
Davis	3	0	3	0		0	18
Morris	3	0	3	0		0	18
Tomczak	2	2	0	0		0	12
Gentry	2	0	2	0		0	12
Boso	1	0	1	0		0	6
Green	1	0	1	0		0	6
Thornton	1	0	1	0		0	6
Jackson	1	0	0	1		0	6
Dent	1	0	0	1		0	6
Bailey	1	0	0	1		0	6
BEARS	39	22	14	3	36/37	26/37	0 348
OPPONENTS	31	10	19	2	28/31	22/28	0 280

RUSHING	No	Yds	Avg	Lg	TD
Anderson	260	1078	4.1	52	10
Muster	141	664	4.7	28	6
Harbaugh	51	321	6.3	17	4
Green	27	126	4.7	14	0
Bailey	26	86	3.3	9	0
Rouse	16	56	3.5	10	0
Gentry	11	43	3.9	11	0
Tomczak	12	41	3.4	14	2
Morris	2	26	13.0	16	0
L. Tate	3	5	1.7	4	0
Perry	1	-1	-1.0	-1	0
Buford	1	-9	-9.0	-9	0
BEARS	551	2436	4.4	52	22
OPPONENTS	391	1572	4.0	25	10

RECEIVING	No	Yds	Avg	Lg	TD
Muster	47	452	9.6	48	0
Anderson	42	484	11.5	50t	3
Davis	39	572	14.7	51	3
Morris	31	437	14.1	67t	3
Gentry	23	320	13.9	80t	2
Thornton	19	254	13.4	32	1
Boso	11	135	12.3	25	1
Kozlowski	7	83	11.9	32	0
Green	4	26	6.5	10t	1
Waddle	2	32	16.0	23	0
Smith	2	20	10.0	12	0
Coley	1	7	7.0	7	0
Tomczak	1	5	5.0	5	0
BEARS	229	2827	12.3	80t	14
OPPONENTS	258	3220	12.5	76t	19

PUNTING	No	Yds	Avg	Net	TB	In	Lg	B
Buford	76	3073	40.4	33.5	7	22	59	2
BEARS	78	3073	39.4	33.5	7	22	59	2
OPPONENTS	74	2804	37.9	31.7	3	13	56	0

INTS	No	Yds	Avg	Lg	TD
Carrier	10	39	3.9	14	0
Stinson	6	66	11.0	30	0
Dent	3	21	7.0	15	0
Woolford	3	18	6.0	9	0
Paul	2	49	24.5	26	0
Rivera	2	13	6.5	13	0
Morrissey	2	12	6.0	12	0
Gayle	2	5	2.5	5	0
Jackson	1	45	45.0	45t	1
BEARS	31	268	8.6	45t	1
OPPONENTS	12	164	13.7	46	0

KO RETURNS	No	Yds	Avg	Lg	TD
Bailey	23	363	15.8	30	0
Gentry	18	388	21.6	59	0
Green	7	112	16.0	20	0
Rouse	3	17	5.7	10	0
Ryan	1	-1	-1.0	-1	0
L. Tate	1	0	0.0	0	0
BEARS	54	879	16.3	59	0
OPPONENTS	73	1494	20.5	64	0

PUNT RET.	Ret	FC	Yds	Avg	Lg	TD
Bailey	36	13	399	11.1	95t	1
BEARS	36	13	399	11.1	95t	1
OPPONENTS	39	6	322	8.3	30	0

FGs	1-19	20-29	30-39	40-49	50+
Butler	1/1	8/8	5/8	8/13	4/7
BEARS	1/1	8/8	5/8	8/13	4/7
OPPONENTS	1/1	8/8	10/14	3/4	0/1
Butler: (47G, 57N) (41G) (23G, 51G, 32G, 36N, 52G) (22G) (50G, 32N, 51G) (27G) (33G) (51N, 30G, 22G, 40N) (21G) (37G, 32G, 41N, 44G) (40G, 43G, 41N) (35N, 19G) (29G, 23G, 46G, 46N) (50N) (42N, 46G, 43G) (24G) OPPONENTS: (37G, 37G) (26G, 24G, 22G) (27G, 36N) (38G, 27G) (35G) (36N) (42N, 36G) (27G, 24G) (41G, 45G) (34G, 35N) (54N, 35G) (26G) (39N) (19G, 30G, 43G, 32G, 38G)					

DEFENSE	T	S	A	FF	FR	PD	Sa	Int
Singleary	151	67	84	0	2	4	1.0	0
Gayle	125	73	52	4	1	13	1.0	2
Carrier	122	55	67	5	2	20	0.0	10
Morrissey	109	54	55	1	2	9	0.0	2
Armstrong	82	33	49	2	2	4	10.0	0
Dent	81	43	38	2	3	13	12.0	3
McMichael	71	39	32	0	0	4	4.0	0
Perry	70	40	30	2	0	0	4.0	0
Woolford	70	38	32	0	0	13	2.0	3
Rivera	64	24	40	2	1	4	0.0	2

SACKS: Dent 12.0, Armstrong 10.0, McMichael 4.0, Perry 4.0, Cox 3.0, Jones 2.0, Woolford 2.0, Pruitt 1.0, Singleary 1.0, Gayle 1.0, Roper 1.0
TEAM 41.0, OPPONENTS 43.0

USUAL STARTERS				RANKINGS			
Offense		Defense		Team Stats	Bears	Avg	Rank
WR.....	Wendell Davis	RE.....	Richard Dent	Total Yards.....	4980.....	311.3.....	13
LT.....	Jim Covert	RT.....	Dan Hampton	Rushing Yards.....	2436.....	152.3.....	2
LG.....	Mark Bortz	LT.....	William Perry	Passing Yards.....	2544.....	159.0.....	28
C.....	Jay Hilgenberg	LE.....	Trace Armstrong	Points Scored.....	348.....	21.8.....	-
RG.....	Tom Thayer	WLB.....	Ron Rivera				
RT.....	Keith Van Horne	MLB.....	Mike Singletary				
TE.....	Jim Thornton	SLB.....	Jim Morrissey				
WR.....	Ron Morris	RCB.....	Lemuel Stinson				
QB.....	Jim Harbaugh	LCB.....	Donnell Woolford				
RB.....	Neal Anderson	SS.....	Shaun Gayle				
FB.....	Brad Muster	FS.....	Mark Carrier				



CHICAGO BEARS ALL-TIME RESULTS

1991 CHICAGO BEARS STATISTICS

Record: 11-5, .688

2nd Place, NFC Central

Head Coach: Mike Ditka

09/01	W	10-6	MINNESOTA	64,112
09/08	W	21-20	at Tampa Bay	65,625
09/15	W	20-17	N.Y. GIANTS	64,829
09/23	W	19-13	ot N.Y. JETS	65,255
09/29	L	20-35	at Buffalo	80,366
10/06	L	7-35	WASHINGTON	64,941
10/17	W	10-0	at Green Bay	58,435
10/27	W	20-17	at New Orleans	68,591
11/03	W	20-10	DETROIT	57,281
11/11	W	34-17	at Minnesota	59,001
11/17	W	31-17	at Indianapolis	60,519
11/24	L	13-16	ot MIAMI	58,288
11/28	L	6-16	at Detroit	78,879
12/08	W	27-13	GREEN BAY	62,353
12/14	W	27-0	TAMPA BAY	54,719
12/23	L	14-52	at San Francisco	60,419
PLAYOFFS				
12/29	L	13-17	DALLAS	62,594

	Bears	Opp
TOTAL FIRST DOWNS	317	254
Rushing	120	77
Passing	168	164
Penalty	29	13
3rd Down: Made/Att	95/221	69/208
3rd Down Pct.	43.0	33.2
4th Down: Made/Att	7/18	10/21
4th Down Pct.	38.9	47.6
POSSESSION AVG.	33:01	26:59
TOTAL NET YARDS	5069	4507
Avg. Per Game	316.8	281.7
Total Plays	1025	942
Avg. Per Play	4.9	4.8
NET YARDS RUSHING	1949	1580
Avg. Per Game	121.8	98.8
Total Rushes	502	389
NET YARDS PASSING	3120	2927
Avg. Per Game	195.0	182.9
Sacked/Yards Lost	26/172	40/257
Gross Yards	3292	3184
Att./Comp.	497/286	513/286
Completion Pct.	57.5	55.8
Had Intercepted	17	17
PUNTS/AVERAGE	70/40.2	81/41.3
NET PUNTING AVG.	70/35.0	81/35.8
PENALTIES/YARDS	79/657	94/891
FUMBLES/BALL LOST	25/16	25/13
TOUCHDOWNS	35	29
Rushing	18	9
Passing	16	19
Returns	1	1

PASSING	Att	Cmp	Yds	Cmp%	Yd/Att	TD	TD%	Int	Int%	Lg	Sack/Lost	Rating
Harbaugh	478	275	3121	57.5	6.53	15	3.1	16	3.3	84t	24/163	73.7
Willis	18	11	171	61.1	9.50	1	5.6	1	5.6	42	2/9	88.0
Anderson	1	0	0	0.0	0.00	0	0.0	0	0.0	0	0/0	39.6
BEARS	497	286	3292	57.5	6.62	16	3.2	17	3.4	84t	26/172	74.1
OPPONENTS	513	286	3184	55.8	6.21	19	3.7	17	3.3	77t	40/257	72.9

Score by Period	1	2	3	4	OT	Tot
BEARS	40	96	71	86	6	299
OPPONENTS	57	72	51	86	3	269

SCORING	TDs:Ru-Pa-R	K-PAT	FG	S	Pts			
Butler	0	0	0	32/34	19/29	0	89	
Anderson	9	6	3	0		0	54	
Muster	7	6	1	0		0	42	
Davis	6	0	6	0		0	36	
Green	3	3	0	0		0	18	
Waddle	3	0	3	0		0	18	
Harbaugh	2	2	0	0		0	12	
Morgan	2	0	2	0		0	12	
Bailey	1	1	0	0		0	6	
Stinson	1	0	0	1		0	6	
Thornton	1	0	1	0		0	6	
BEARS	35	18	16	1	32/34	19/29	0	299
OPPONENTS	29	9	19	1	29/29	22/30	0	269

RUSHING	No	Yds	Avg	Lg	TD
Anderson	210	747	3.6	42t	6
Muster	90	412	4.6	24	6
Harbaugh	70	338	4.8	20	2
Green	61	217	3.6	18	3
Rouse	27	74	2.7	10	0
Gentry	9	58	6.4	17	0
Bailey	15	43	2.9	11	1
Lewis	15	36	2.4	9	0
Morgan	3	18	6.0	13	0
Willis	2	5	3.0	8	0
BEARS	502	1949	3.9	42t	18
OPPONENTS	389	1580	4.1	64t	9

RECEIVING	No	Yds	Avg	Lg	TD
Davis	61	945	15.5	75t	6
Waddle	55	599	10.9	37t	3
Anderson	47	368	7.8	26t	3
Muster	35	287	8.2	21	1
Thornton	17	278	16.4	33	1
Gentry	16	149	9.3	18	0
Rouse	15	93	6.2	14	0
Morgan	13	211	16.2	84t	2
Morris	8	147	18.4	33	0
Jennings	8	109	13.6	19	0
Green	6	54	9.0	15	0
Boso	3	36	12.0	22	0
Kozlowski	2	16	8.0	11	0
BEARS	286	3292	11.5	84t	16
OPPONENTS	286	3184	11.1	77t	19

PUNTING	No	Yds	Avg	Net	TB	In	Lg	B
Buford	69	2814	40.8	35.0	8	13	64	1
BEARS	70	2814	40.2	35.0	8	13	64	1
OPPONENTS	81	3343	41.3	35.8	5	26	61	0

INTS	No	Yds	Avg	Lg	TD
Stinson	4	69	17.3	34t	1
Paul	3	21	7.0	10	0
Carrier	2	54	27.0	39	0
Tate	2	35	17.5	28	0
Woolford	2	21	10.5	16	0
Gayle	1	11	11.0	11	0
Mangum	1	5	5.0	5	0
Morrissey	1	5	5.0	5	0
Dent	1	4	4.0	4	0
BEARS	17	225	13.2	39	1
OPPONENTS	17	145	8.5	23	0

KO RETURNS	No	Yds	Avg	Lg	TD
Bailey	16	311	19.4	31	0
Gentry	13	227	17.5	27	0
Morgan	4	69	17.3	29	0
Green	4	69	17.3	29	0
Lewis	2	13	6.5	13	0
Rouse	2	10	5.0	10	0
BEARS	45	763	17.0	31	0
OPPONENTS	58	1134	19.6	47	0

PUNT RET.	Ret	FC	Yds	Avg	Lg	TD
Bailey	36	11	281	7.8	37	0
Waddle	5	3	31	6.2	11	0
Green	3	1	9	3.0	8	0
Morgan	3	0	19	6.3	11	0
BEARS	47	15	340	7.2	37	0
OPPONENTS	28	12	205	7.3	18	0

FGs	1-19	20-29	30-39	40-49	50+
Butler	1/1	9/11	3/5	5/9	1/3
BEARS	1/1	9/11	3/5	5/9	1/3
OPPONENTS	1/1	9/10	7/9	3/7	2/3
Butler:(27N,22G)()(46G,20G)(33G,45N,44G)(28G,42G)()(22G,46N)(34G,48G,51N)(21G,25G,43N)(50G,41G,35N)(21G)(32G,19G,24N,50N)(27G,22G,37N)()(41N)()					
OPPONENTS:(26G,24G)(31G,49N,36G)(43N,35G,35N)(19G,37N,34G,28N)(49N)(47G,54N,23G)()(60G)(31G)(20G)(47G)(35G,22G,27G)(21G,50G,37G)(25G,25G,49N)()(41G)					

DEFENSE	T	S	A	FF	FR	PD	Sa	Int
Top 10								
Singletary	124	53	71	0	0	0	0.0	0
Morrissey	96	45	51	0	0	4	0.0	1
McMichael	94	48	46	2	2	4	9.0	0
Carrier	93	41	52	1	1	12	0.0	2
Roper	90	47	43	0	0	8	8.0	0
Dent	84	50	34	0	1	7	10.5	1
Perry	80	49	31	3	0	1	5.5	0
Woolford	77	52	25	0	1	19	1.0	2
Paul	75	32	43	0	0	6	0.0	3
Mangum	68	49	19	1	1	7	1.0	1

SACKS: Dent 10.5, McMichael 9.0, Roper 8.0, Perry 5.5, Armstrong 1.5, Ryan 1.5, Cox 1.0, Woolford 1.0, Mangum 1.0, Williams 1.0
TEAM 40.0, OPPONENTS 26.0

USUAL STARTERS

Offense

WR..... Wendell Davis
LT..... John Wojciechowski
LG..... Mark Bortz
C..... Jay Hilgenberg
RG..... Tom Thayer
RT..... Keith Van Horne
TE..... Jim Thornton
WR..... Tom Waddle
QB..... Jim Harbaugh
RB..... Neal Anderson
FB..... Brad Muster

Defense

RE..... Richard Dent
RT..... William Perry
LT..... Steve McMichael
LE..... Trace Armstrong
WLB..... John Roper
MLB..... Mike Singletary
SLB..... Jim Morrissey
RCB..... Lemuel Stinson
LCB..... Donnell Woolford
SS..... Shaun Gayle
FS..... Mark Carrier

RANKINGS

Team Stats

	Bears	Avg	Rank
Total Yards	5069	316.8	11
Rushing Yards	1949	121.8	9
Passing Yards	3120	195.0	13
Points Scored	299	18.7	-

	Opp	Avg	Rank
Total Yards	4507	281.7	4
Rushing Yards	1580	98.8	10
Passing Yards	2927	182.9	81
Points Scored	269	16.8	-

1992 CHICAGO BEARS STATISTICS

Record: 5-11, .313

T-3rd Place, NFC Central

Head Coach: Mike Ditka

09/06	W	27-24	DETROIT	63,672
09/13	L	6-28	at New Orleans	68,591
09/21	L	14-27	N.Y. GIANTS	63,444
09/27	W	41-31	ATLANTA	63,528
10/04	L	20-21	at Minnesota	60,992
10/18	W	31-14	TAMPA BAY	61,412
10/25	W	30-10	at Green Bay	59,435
11/02	L	10-38	MINNESOTA	61,257
11/08	L	28-31	at CINCINNATI	56,120
11/15	L	17-20	at Tampa Bay	69,102
11/22	L	3-17	GREEN BAY	56,170
11/29	L	14-27	at Cleveland	73,578
12/07	L	7-24	at Houston	62,193
12/13	W	30-6	PITTSBURGH	52,904
12/20	L	3-16	at Detroit	72,777
12/27	L	14-27	at Dallas	63,101

	Bears	Opp
TOTAL FIRST DOWNS	282	274
Rushing	101	109
Passing	157	144
Penalty	24	21
3rd Down: Made/Att	72/198	69/194
3rd Down Pct.	36.4	35.6
4th Down: Made/Att	5/16	9/20
4th Down Pct.	31.3	45.0
POSSESSION AVG.	29:15	30:45
TOTAL NET YARDS	4941	4952
Avg. Per Game	308.8	309.5
Total Plays	951	953
Avg. Per Play	5.2	5.2
NET YARDS RUSHING	1871	1948
Avg. Per Game	116.9	121.8
Total Rushes	427	468
NET YARDS PASSING	3070	3004
Avg. Per Game	191.9	187.8
Sacked/Yards Lost	45/264	43/286
Gross Yards	3334	3290
Att./Comp.	479/266	442/261
Completion Pct.	55.5	59.0
Had Intercepted	24	14
PUNTS/AVERAGE	79/42.9	70/40.4
NET PUNTING AVG.	79/36.2	70/35.2
PENALTIES/YARDS	93/776	90/780
FUMBLES/BALL LOST	23/10	34/16
TOUCHDOWNS	34	43
Rushing	15	14
Passing	17	20
Returns	2	9

PASSING	Att	Cmp	Yds	Cmp%	Yd/Att	TD	TD%	Int	Int%	Lg	Sack/Lost	Rating
Harbaugh	358	202	2468	56.4	6.94	13	3.6	12	3.4	83t	31/167	76.2
Willis	92	54	716	58.7	7.78	4	4.3	8	8.7	68t	10/58	61.7
Furrer	25	9	89	36.0	3.56	0	0.0	3	12.0	16	4/39	7.3
Gardocki	3	1	43	33.3	14.33	0	0.0	0	0.0	43	0/0	81.9
Muster	1	0	0	0.0	0.00	0	0.0	1	100.0	0	0/0	0.0
BEARS	479	266	3334	55.5	6.96	17	3.5	24	5.0	83t	45/264	68.3
OPPONENTS	442	261	3290	59.0	7.44	20	4.5	14	3.2	72t	43/286	84.2

Score by Period	1	2	3	4	OT	Tot
BEARS	57	98	51	89	0	295
OPPONENTS	58	83	93	124	3	361

SCORING	TDs:Ru-Pa-R	K-PAT	FG	S	Pts			
Butler	0	0	0	34/34	19/26	0	91	
Anderson	11	5	6	0		0	66	
Lewis	5	4	0	1		0	30	
Muster	5	3	2	0		0	30	
Waddle	4	0	4	0		0	24	
Davis	2	0	2	0		0	12	
Green	2	2	0	0		0	12	
Morgan	2	0	2	0		0	12	
Harbaugh	1	1	0	0		0	6	
Jennings	1	0	1	0		0	6	
Zorich	1	0	0	1		0	6	
BEARS	34	15	17	2	34/34	19/26	0	295
OPPONENTS	43	14	20	9	43/43	20/25	0	361

RUSHING	No	Yds	Avg	Lg	TD
Anderson	156	582	3.7	49t	5
Muster	98	414	4.2	35	3
Lewis	90	382	4.2	33	4
Harbaugh	47	272	5.8	17	1
Green	23	107	4.7	18	2
Morgan	3	68	22.7	35	0
Davis	4	42	10.5	21	0
Gentry	5	2	0.4	3	0
Willis	1	2	2.0	2	0
BEARS	427	1871	4.4	49t	15
OPPONENTS	468	1948	4.2	44	14

RECEIVING	No	Yds	Avg	Lg	TD
Davis	54	734	13.6	40	2
Waddle	46	674	14.7	68t	4
Anderson	42	399	9.5	30t	6
Muster	34	389	11.4	44t	2
Jennings	23	264	11.5	23	1
Lewis	18	175	9.7	30	0
Morgan	14	323	23.1	83t	2
Gentry	12	114	9.5	18	0
Green	7	85	12.1	43	0
Wright	5	56	11.2	24	0
Blackwell	5	54	10.8	18	0
Morris	4	44	11.0	26	0
Wagner	1	16	16.0	16	0
Kozlowski	1	7	7.0	7	0
BEARS	266	3334	12.5	83t	17
OPPONENTS	261	3290	12.6	72t	20

PUNTING	No	Yds	Avg	Net	TB	In	Lg	B
Gardocki	79	3393	42.9	36.2	9	19	61	0
BEARS	79	3393	42.9	36.2	9	19	61	0
OPPONENTS	70	2840	40.6	35.2	10	18	61	1

INTS	No	Yds	Avg	Lg	TD
Woolford	7	67	9.6	32	0
Stinson	2	43	23.0	46	0
Gayle	2	39	19.5	30	0
Morrissey	1	22	22.0	22	0
Paul	1	10	10.0	10	0
Singletary	1	4	4.0	4	0
BEARS	14	188	13.4	46	0
OPPONENTS	24	612	25.5	92t	6

KO RETURNS	No	Yds	Avg	Lg	TD
Lewis	23	511	22.2	97t	1
Gentry	16	330	20.6	66	0
Green	11	224	20.4	29	0
Morgan	4	71	17.8	30	0
Leeuwenburg	1	7	7.0	7	0
Rivera	1	0	0.0	0	0
BEARS	56	1143	20.4	97t	1
OPPONENTS	50	1027	20.5	55	0

PUNT RET.	Ret	FC	Yds	Avg	Lg	TD
Woolford	12	3	127	10.6	36	0
Waddle	8	10	28	3.5	13	0
Morgan	3	1	21	7.0	13	0
BEARS	23	14	176	7.7	36	0
OPPONENTS	38	15	351	9.2	175	1

FGs	1-19	20-29	30-39	40-49	50+
Butler	1/1	8/8	9/10	0/4	1/3
BEARS	1/1	8/8	9/10	0/4	1/3
OPPONENTS	1/1	4/6	11/11	3/5	1/2
Butler:	(34G,41N,38G)(39G,30G,37N)(20G,21G)(50G,37G)(55N,26G)(18G,30G,21G)(28G)(47N,52N)(45N,27G,44N)(36G)(37G,26G,38G)(24G)(
OPPONENTS:	(38G)(42N)(50N,31G,32G)(46G)(51G,28N)(28G)(36G)(31G,40G)(39G)(27G,43G,42N)(19G)(38G,38G)(22G,38G,30G)(28N,21G,34G)				

DEFENSE (Top 10)	T	S	A	FF	FR	PD	Sa	Int
Singletary	135	65	70	2	0	4	1.0	1
Morrissey	115	56	59	0	0	4	1.0	1
Gayle	100	48	52	0	3	6	0.0	2
Woolford	94	69	25	2	0	27	0.0	7
Roper	94	54	40	0	0	2	2.5	0
McMichael	89	49	40	4	2	2	10.5	0
Carrier	89	43	46	1	2	10	0.0	0
Dent	82	46	36	6	1	3	8.5	0
Armstrong	75	40	35	1	1	0	6.5	0
Cox	56	23	33	1	1	0	1.0	0

SACKS: McMichael 10.5, Dent 8.5, Armstrong 6.5, Spellman 4.0, Ryan 3.0, Roper 2.5, Perry 2.0, Zorich 2.0, Cox 1.0, Morrissey 1.0, Rivera 1.0, Singletary 1.0
TEAM 43.0, OPPONENTS 45.0

USUAL STARTERS				RANKINGS			
Offense		Defense		Team Stats	Bears	Avg	Rank
WR.....	Wendell Davis	RE.....	Richard Dent	Total Yards.....	4941.....	308.8.....	8
LT.....	Troy Auzenne	RT.....	William Perry	Rushing Yards.....	1871.....	116.9.....	10
LG.....	Mark Bortz	LT.....	Steve McMichael	Passing Yards.....	3070.....	191.9.....	14
C.....	Jerry Fontenot	LE.....	Trace Armstrong	Points Scored.....	295.....	18.4.....	-
RG.....	Tom Thayer	WLB.....	John Roper				
RT.....	Keith Van Horne	MLB.....	Mike Singletary				
TE.....	Keith Jennings	SLB.....	Jim Morrissey	Total Yards.....	4952.....	309.5.....	17
WR.....	Tom Waddle	RCB.....	Lemuel Stinson	Rushing Yards.....	1948.....	121.8.....	21
QB.....	Jim Harbaugh	LCB.....	Donnell Woolford	Passing Yards.....	3004.....	187.8.....	15
RB.....	Neal Anderson	SS.....	Shaun Gayle	Points Scored.....	361.....	22.6.....	-
FB.....	Brad Muster	FS.....	Mark Carrier				



1993 CHICAGO BEARS STATISTICS

Record: 7-9, .438

4th Place, NFC Central

Head Coach: Dave Wannstedt

09/05	L	20-26	N.Y. GIANTS	66,900
09/12	L	7-10	at Minnesota	56,285
09/26	W	47-17	TAMPA BAY	58,329
10/03	W	6-0	ATLANTA	57,441
10/10	W	17-6	at Philadelphia	63,601
10/25	L	12-19	MINNESOTA	64,677
10/31	L	3-17	at Green Bay	58,945
11/07	L	14-16	L.A. RAIDERS	59,750
11/14	W	16-13	at San Diego	58,459
11/21	W	19-17	at Kansas City	76,872
11/25	W	10-6	at Detroit	76,699
12/05	W	30-17	GREEN BAY	62,236
12/12	L	10-13	at Tampa Bay	56,667
12/18	L	3-13	DENVER	53,056
12/26	L	14-20	DETROIT	43,443
01/02	L	6-20	at L.A. Rams	39,147

	Bears	Opp
TOTAL FIRST DOWNS	226	290
Rushing	98	112
Passing	113	163
Penalty	15	15
3rd Down: Made/Att	73/211	80/214
3rd Down Pct.	34.6	37.4
4th Down: Made/Att	4/14	6/15
4th Down Pct.	28.6	40.0
POSSESSION AVG.	28:36	31:24
TOTAL NET YARDS	3717	4653
Avg. Per Game	232.3	290.8
Total Plays	913	1026
Avg. Per Play	4.1	4.5
NET YARDS RUSHING	1677	1835
Avg. Per Game	104.8	114.7
Total Rushes	477	476
NET YARDS PASSING	2040	2818
Avg. Per Game	127.5	176.1
Sacked/Yards Lost	48/230	46/287
Gross Yards	2270	3105
Att./Comp.	388/230	504/306
Completion Pct.	59.3	60.7
Had Intercepted	16	18
PUNTS/AVERAGE	80/38.5	78/41.4
NET PUNTING AVG.	80/36.6	78/36.2
PENALTIES/YARDS	68/587	91/783
FUMBLES/BALL LOST	29/14	24/12
TOUCHDOWNS	22	22
Rushing	10	9
Passing	7	12
Returns	5	1

PASSING	Att	Cmp	Yds	Cmp%	Yd/Att	TD	TD%	Int	Int%	Lg	Sack/Lost	Rating
Harbaugh	325	200	2002	61.5	6.16	7	2.2	11	3.4	48	43/210	72.1
Willis	60	30	268	50.0	4.47	0	0.0	5	8.3	29	5/20	27.6
Gardocki	2	0	0	0.0	0.00	0	0.0	0	0.0	0	0/0	39.6
Anderson	1	0	0	0.0	0.00	0	0.0	0	0.0	0	0/0	39.6
BEARS	388	230	2270	59.3	5.85	7	1.8	16	4.1	48	48/230	64.7
OPPONENTS	504	306	3105	60.7	6.16	12	2.4	18	3.6	67	46/287	71.4

Score by Period	1	2	3	4	OT	Tot
BEARS	37	85	56	56	0	234
OPPONENTS	45	83	38	64	0	230

SCORING	TDs:Ru-Pa-R	K-PAT	FG	S	Pts		
Butler	0	0	0	0	21/22 27/36	0	102
Anderson	4	4	0	0		0	66
Harbaugh	4	4	0	0		0	24
Obee	3	0	3	0		0	18
Baker	2	0	0	2		0	12
Conway	2	0	2	0		0	12
Worley LG	2	2	0	0		0	12
Worley TM	2	2	0	0		0	12
Carrier	1	0	0	1		0	6
Jones	1	0	0	1		0	6
Lincoln	1	0	0	1		0	6
Waddle	1	0	1	0		0	6
Wetnight	1	0	1	0		0	6
BEARS	22	10	7	5	21/22 27/36	0	234
OPPONENTS	22	9	12	1	20/22 26/34	0	230

RUSHING	No	Yds	Avg	Lg	TD
Anderson	202	646	3.2	45	4
Worley LG	120	470	3.9	28	2
Worley TM	110	437	4.0	28	2
Harbaugh	60	277	4.6	25	4
Heyward	68	206	3.0	11	0
Conway	5	44	8.8	18	0
Green	15	29	1.9	10	0
Christian	8	19	2.4	12	0
Lewis	7	13	1.9	3	0
Willis	2	6	3.0	6	0
BEARS	477	1677	3.5	45	10
OPPONENTS	476	1835	3.9	26t	9

RECEIVING	No	Yds	Avg	Lg	TD
Waddle	44	552	12.5	38	1
Anderson	31	160	5.2	35	0
Obee	26	351	13.5	48	3
Conway	19	231	12.2	38t	2
Christian	16	160	10.0	36	0
Heyward	16	132	8.3	20	0
Jennings	14	150	10.7	29	0
Green	13	63	4.8	9	0
Davis	12	132	11.0	17	0
Worley LG	11	62	5.6	15	0
Worley TM	8	49	6.1	15	0
Gedney	10	98	9.8	24	0
Wetnight	9	93	10.3	25t	1
Whitaker	6	53	8.8	18	0
Lewis	4	26	6.5	18	0
Banks LG	2	45	22.5	26	0
Banks TM	1	19	19.0	19	0
Harbaugh	1	1	1.0	1	0
BEARS	230	2270	9.9	48	7
OPPONENTS	306	3105	10.1	67	12

PUNTING	No	Yds	Avg	Net	TB	In	Lg	B
Gardocki	80	3080	38.5	36.6	2	28	58	0
BEARS	80	3080	38.5	36.6	2	28	58	0
OPPONENTS	78	3231	41.4	36.2	6	22	75	1

INTS	No	Yds	Avg	Lg	TD
Carrier	4	94	23.5	34t	1
Jones	4	52	13.0	22	0
Lincoln	3	109	36.3	80t*	1
Woolford	2	18	9.0	18	0
Blaylock	2	3	1.5	3	0
Dent	1	24	24.0	24	0
Mangum	1	0	0.0	0	0
McMichael	1	0	0.0	0	0
BEARS	18	300	16.7	86t	2
OPPONENTS	16	105	6.6	25	1

*lateral from Jones

KO RETURNS	No	Yds	Avg	Lg	TD
Conway	21	450	21.4	55	0
Green	9	141	15.7	30	0
Obee	9	159	17.7	34	0
Worley LG	6	121	20.2	26	0
Worley TM	2	36	18.0	24	0
A. Fontenot	1	8	8.0	8	0
Heyward	1	12	12.0	12	0
Mangum	1	0	0.0	0	0
Ryan	1	5	5.0	5	0
BEARS	45	811	18.0	55	0
OPPONENTS	53	918	17.3	35	0

PUNT RET.	Ret	FC	Yds	Avg	Lg	TD
Obee	35	20	289	8.3	28	0
BEARS	35	20	289	8.3	28	0
OPPONENTS	22	38	115	5.2	34	0

FGs	1-19	20-29	30-39	40-49	50+
Butler	0/0	7/8	12/13	3/7	5/8
BEARS	0/0	7/8	12/13	3/7	5/8
OPPONENTS	1/1	15/15	7/9	3/8	0/1
Butler: (20G,34G)(53N)(33G,40G,32G,31G) (48G,44N,52G)(37G)(37G,39G,55G,35G)(33G) (21N,30N)(33G,54G,20G)(55G)(31G)(45N) (27G,50N,53G) OPPONENTS: (19G,35G,23G,26G)(47N,22G) (20G)(1)(39G,25G,50N)(40G)(31G,21G,20G) (28G,30B,26G,40N)(20G)(39G,27G)(36N,26G) (38G,42G,29N)(29G,24G,41N)(40G,47N,37G) (29G,29G)					

DEFENSE	(Top 10)	T	S	A	FF	FR	PD	Sa	Int
Jones	189	117	72	1	2	11	1.0	4	
Gayle	124	79	45	2	0	2	1.0	0	
Zorich	121	63	58	1	2	1	7.0	0	
Cain	108	63	45	1	0	5	0.0	0	
Woolford	101	86	15	0	0	22	0.0	2	
Carrier	91	47	44	1	0	7	0.0	4	
V. Smith	83	49	34	0	0	3	0.0	0	
McMichael	78	50	28	0	2	5	6.0	1	
Dent	64	43	21	1	0	3	12.5	1	
Douglass	52	39	23	0	0	4	0.0	0	
SACKS: Dent 12.5, Armstrong 11.5, Zorich 7.0, McMichael 6.0, Spellman 2.5, Cox 2.0, A. Fontenot 1.0, Gayle 1.0, Jones 1.0									
TEAM 46.0, OPPONENTS 48.0									

USUAL STARTERS

Offense	Defense
WR.....Tom Waddle	RE.....Richard Dent
LT.....Troy Auzenne	RT.....Chris Zorich
LG.....Mark Bortz	LT.....Steve McMichael
C.....Jerry Fontenot	LE.....Trace Armstrong
RG.....John Wojciechowski	WLB.....Vinson Smith
RT.....Jay Leeuwenburg	MLB.....Dante Jones
TE.....Keith Jennings	SLB.....Joe Cain
WR.....Curtis Conway	RCB.....Anthony Blaylock
QB.....Jim Harbaugh	LCB.....Donnell Woolford
RB.....Neal Anderson	SS.....Shaun Gayle
FB.....Craig Heyward	FS.....Mark Carrier

RANKINGS

Team Stats	Bears	Avg	Rank
Total Yards.....	3717	232.3	28
Rushing Yards.....	1677	104.8	19
Passing Yards.....	2040	127.5	28
Points Scored.....	234	14.6	-
	Opp	Avg	Rank
Total Yards.....	4653	290.8	4
Rushing Yards.....	1835	114.7	17
Passing Yards.....	2818	176.1	3
Points Scored.....	230	14.4	-

1994 CHICAGO BEARS STATISTICS

Record: 9-7, .563
T-2nd Place, NFC Central
Head Coach: Dave Wannstedt

09/04 W	21-9	TAMPA BAY	61,844
09/12 L	22-30	at Philadelphia	64,890
09/18 L	14-42	MINNESOTA	61,073
09/25 W	19-7	at N.Y. Jets	70,806
10/02 W	20-13	BUFFALO	62,406
10/09 W	17-7	NEW ORLEANS	63,822
10/23 L	16-21	at Detroit	73,574
10/31 L	6-33	GREEN BAY	47,381
11/06 W	20-6	at Tampa Bay	60,821
11/13 W	17-14	at Miami	64,871
11/20 W	20-10	DETROIT	55,035
11/27 W	19-16	ot at Arizona	65,922
12/01 L	27-33	ot at Minnesota	61,483
12/11 L	3-40	at Green Bay	57,927
12/18 W	27-13	L.A. RAMS	56,276
12/24 L	3-13	NEW ENGLAND	60,178
PLAYOFFS			
01/01 W	35-18	at Minnesota	60,347
01/07 L	15-44	at San Francisco	64,644

	Bears	Opp
TOTAL FIRST DOWNS	274	275
Rushing	88	100
Passing	165	163
Penalty	21	12
3rd Down: Made/Att	97/232	81/218
3rd Down Pct.	41.8	37.2
4th Down: Made/Att	9/16	8/17
4th Down Pct.	56.3	47.1
POSSESSION AVG.	31:37	28:23
TOTAL NET YARDS	4679	5009
Avg. Per Game	292.4	313.1
Total Plays	1014	982
Avg. Per Play	4.6	5.1
NET YARDS RUSHING	1588	1922
Avg. Per Game	99.3	120.1
Total Rushes	487	432
NET YARDS PASSING	3091	3087
Avg. Per Game	193.2	192.9
Sacked/Yards Lost	25/139	28/175
Gross Yards	3230	3262
Att./Comp.	502/308	522/295
Completion Pct.	61.4	56.5
Had Intercepted	16	12
PUNTS/AVERAGE	76/37.8	72/39.0
NET PUNTING AVG.	76/32.4	72/34.9
PENALTIES/YARDS	66/503	80/645
FUMBLES/BALL LOST	21/10	29/10
TOUCHDOWNS	30	31
Rushing	10	10
Passing	19	16
Returns	1	5

PASSING	Att	Cmp	Yds	Cmp%	Yd/Att	TD	TD%	Int	Int%	Lg	Sack/Lost	Rating
Walsh	343	208	2078	60.6	6.06	10	2.9	8	2.3	50	11/52	77.9
Kramer	158	99	1129	62.7	7.15	8	5.1	8	5.1	85t	14/87	79.9
Conway	1	1	23	100.0	23.00	1	100.0	0	0.0	23t	0/0	158.3
BEARS	502	308	3230	61.4	6.43	19	3.8	16	3.2	85t	25/139	79.4
OPPONENTS	522	295	3262	56.5	6.25	16	3.1	12	2.3	65t	28/175	75.9

Score by Period	1	2	3	4	OT	Tot
BEARS	40	61	61	106	3	271
OPPONENTS	44	116	67	74	6	307

SCORING	TDs:Ru-Pa-R	K-PAT	FG	S	Pts			
Butler	0	0	0	24/24	21/29	0	87	
Tillman	7	7	0	0		0	42	
Graham	5	0	4	1		0	32	
Gedney	3	0	3	0		0	18	
Jennings	3	0	3	0		0	18	
Conway	2	0	2	0		0	14	
Green	2	0	2	0		0	12	
Cook	1	0	1	0		0	6	
Harris	1	1	0	0		0	6	
Lewis	1	0	1	0		0	6	
McMurtry	1	0	1	0		0	6	
Waddle	1	0	1	0		0	6	
Walsh	1	1	0	0		0	6	
Wetnight	1	0	1	0		0	6	
Worley	1	1	0	0		0	6	
BEARS	30	10	19	1	24/24	21/29	0	271
OPPONENTS	31	10	16	5	25/26	30/41	0	307
2-Pt. Conversions: Conway, Graham, TEAM								
2-6, OPPONENTS 3-4.								

RUSHING	No	Yds	Avg	Lg	TD
Tillman	275	899	3.3	25t	7
Harris	123	464	3.8	13	1
Green	25	122	4.9	14	0
Conway	6	31	5.2	12	0
Christian	7	29	4.1	8	0
Hoge	6	24	4.0	8	0
Worley	9	17	1.9	4	1
Walsh	30	4	0.1	12	1
Kramer	6	-2	-0.3	2	0
BEARS	487	1588	3.3	25t	10
OPPONENTS	432	1922	4.4	90	10

RECEIVING	No	Yds	Avg	Lg	TD
Graham	68	944	13.9	76t	4
Conway	39	546	14.0	85t	2
Harris	39	236	6.1	18	0
Tillman	27	222	8.2	39	0
Waddle	25	244	9.8	22	1
Green	24	199	8.3	39t	2
Cook	21	212	10.1	34	1
Gedney	13	157	12.1	37t	3
Hoge	13	79	6.1	11	0
Wetnight	11	104	9.5	19	1
Jennings	11	75	6.8	23t	3
McMurtry	8	112	14.0	30	1
Primus	3	25	8.3	12	0
Christian	2	30	15.0	21	0
Lewis	2	13	6.5	8	1
Carter	1	24	24.0	24	0
Worley	1	8	8.0	8	0
BEARS	308	3230	10.5	85t	19
OPPONENTS	295	3262	11.1	65t	16

PUNTING	No	Yds	Avg	Net	TB	In	Lg	B
Gardocki	76	2871	37.8	32.4	9	23	57	0
BEARS	76	2871	37.8	32.4	9	23	57	0
OPPONENTS	72	2808	39.0	34.9	4	27	61	0

INTS	No	Yds	Avg	Lg	TD
Woolford	5	30	6.0	25	0
Gayle	2	33	16.5	33	0
Carrier	2	10	5.0	7	0
Spellman	1	31	31.0	31	0
Douglass	1	18	18.0	18	0
Lincoln	1	5	5.0	5	0
BEARS	12	127	10.6	33	0
OPPONENTS	16	335	20.9	81t	3

KO RETURNS	No	Yds	Avg	Lg	TD
Lewis	35	874	25.0	55	0
Conway	10	228	22.8	34	0
Carter	6	99	16.5	26	0
Green	6	77	12.8	16	0
Worley	4	52	13.0	25	0
Flanigan	2	26	13.0	14	0
Harris	1	18	18.0	18	0
Thierry	1	0	0.0	0	0
Woolford	1	28	28.0	28	0
BEARS	66	1402	21.2	55	0
OPPONENTS	65	1271	19.6	102t	1

PUNT RET.	Ret	FC	Yds	Avg	Lg	TD
Graham	15	5	140	9.3	61t	1
Conway	8	9	63	7.9	24	0
Waddle	3	3	8	2.7	6	0
Lewis	1	3	7	7.0	7	0
BEARS	27	20	218	8.1	61t	1
OPPONENTS	26	18	225	8.7	57	0

FGs	1-19	20-29	30-39	40-49	50+
Butler	1/1	7/17	6/9	5/8	2/4
BEARS	1/1	7/7	6/9	5/8	2/4
OPPONENTS	1/1	13/13	9/11	7/14	0/2
Butler:()()(54N)(44G,42N,30G)(50G,20G) (46G,36N)(46N,22G)()(18G,37G)(51N,40G) (28G,23G)(35G,52G,31G,27G)(29G,33G,40N)(25G) (41G,30G)(44G,28B,36N) OPPONENTS:(31G,49G,30G,54N)(41G,29G,33G) (43G,24G)(47G,41N)(28G,30G)(50B,36N) ()(30B)(33G,47N,38G)(29G,33G,45N) (29G,43N)(49G,22G,47G)(45G,41G,29G,38G) (39G,24G,20G,29G)(18G,42B,21G)(29G,22G,46N)					

DEFENSE	(Top 10)	T	S	A	FF	FR	PD	Sa	Int
Cain	129	83	46	1	1	2	0.0	0	0
Jones	108	69	39	0	2	5	0.0	0	0
Carrier	107	59	48	1	0	7	0.0	2	0
Zorich	104	49	55	1	0	0	5.5	0	0
Gayle	97	67	30	3	1	8	0.0	2	0
Douglass	77	46	31	0	0	3	1.5	1	0
Woolford	65	54	11	1	0	21	0.0	5	0
A. Fontenot	62	37	25	1	0	2	4.0	0	0
Spellman	60	35	25	1	0	8	7.0	1	0
Armstrong	60	34	26	1	0	1	7.5	0	0

SACKS: Armstrong 7.5, Spellman 7.0, Zorich 5.5, A. Fontenot 4.0, Douglass 1.5, Epps 1.0, Smith 1.0, Mangum 0.5
TEAM 28.0, OPPONENTS 25.0

USUAL STARTERS										RANKINGS			
Offense					Defense					Team Stats	Bears	Avg	Rank
WR.....	Jeff Graham	RE.....	Alonzo Spellman		Total Yards.....	4679	292.4	23				
LT.....	Andy Heck	RT.....	Chris Zorich		Rushing Yards.....	1588	99.3	15				
LG.....	Mark Bortz	LT.....	A. Fontenot/C. Simpson		Passing Yards.....	3091	193.2	21				
C.....	Jerry Fontenot	LE.....	Trace Armstrong		Points Scored.....	271	16.9	-				
RG.....	Jay Leeuwenburg	VLB.....	Vinon Smith										
RT.....	James Williams	MLB.....	Dante Jones										
TE.....	Marv Cook	SLB.....	Joe Cain		Total Yards.....	5009	313.1	13				
WR.....	Curtis Conway	RCB.....	Jeremy Lincoln		Rushing Yards.....	1922	120.1	13				
QB.....	Steve Walsh	LCB.....	Donnell Woolford		Passing Yards.....	3087	192.9	5				
RB.....	Lewis Tillman	SS.....	Shaun Gayle		Points Scored.....	307	19.2	-				
FB.....	Raymont Harris	FS.....	Mark Carrier										



CHICAGO BEARS ALL-TIME RESULTS

1995 CHICAGO BEARS STATISTICS

Record: 9-7, .563

3rd Place, NFC Central

Head Coach: Dave Wannstedt

09/03	W	31-14	MINNESOTA	63,036
09/11	L	24-27	GREEN BAY	64,855
09/17	W	25-6	at Tampa Bay	71,507
09/24	L	28-34	at St. Louis	59,679
10/08	W	31-27	CAROLINA	59,668
10/15	W	30-27	at Jacksonville	72,020
10/22	W	35-32	HOUSTON	63,545
10/30	W	14-6	at Minnesota	61,238
11/05	L	34-37	ot PITTSBURGH	61,838
11/12	L	28-35	at Green Bay	59,996
11/19	L	17-24	DETROIT	61,779
11/26	W	27-24	at N.Y. Giants	70,015
12/04	L	7-27	at Detroit	77,230
12/10	L	10-16	at Cincinnati	38,642
12/17	W	31-10	TAMPA BAY	49,475
12/24	W	20-14	PHILADELPHIA	52,391

	Bears	Opp
TOTAL FIRST DOWNS	340	316
Rushing	116	81
Passing	201	212
Penalty	23	23
3rd Down: Made/Att	88/207	101/217
3rd Down Pct.	42.5	46.5
4th Down: Made/Att	13/19	10/17
4th Down Pct.	68.4	58.8
POSSESSION AVG.	29:55	30:05
TOTAL NET YARDS	5673	5442
Avg. Per Game	354.6	340.1
Total Plays	1030	1035
Avg. Per Play	5.5	5.3
NET YARDS RUSHING	1930	1441
Avg. Per Game	120.6	90.1
Total Rushes	492	405
NET YARDS PASSING	3743	4001
Avg. Per Game	233.9	250.1
Sacked/Yards Lost	15/95	35/239
Gross Yards	3838	4240
Att./Comp.	523/315	595/374
Completion Pct.	60.2	62.9
Had Intercepted	10	16
PUNTS/AVERAGE	58/37.4	62/37.3
NET PUNTING AVG.	58/30.9	62/31.8
PENALTIES/YARDS	71/601	104/821
FUMBLES/BALL LOST	26/16	25/13
TOUCHDOWNS	46	41
Rushing	15	9
Passing	29	27
Returns	2	5

PASSING	Att	Cmp	Yds	Cmp%	Yd/Att	TD	TD%	Int	Int%	Lg	Sack/Lost	Rating
Kramer	522	315	3838	60.3	7.35	29	5.6	10	1.9	76	15/95	93.5
Conway	1	0	0	0.0	0.00	0	0.0	0	0.0	0	0/0	39.6
BEARS	523	315	3838	60.2	7.34	29	5.5	10	1.9	76	15/95	93.4
OPPONENTS	595	374	4240	62.9	7.13	27	4.5	16	2.7	99t	35/239	88.1

Score by Period	1	2	3	4	OT	Tot
BEARS	73	130	91	98	0	392
OPPONENTS	93	112	66	86	3	360

SCORING	TDs:Ru-Pa-R	K-PAT	FG	S	Pts
Butler	0	0	0	0	0 114
Conway	12	0	12	0	0 72
Salaam	10	10	0	0	0 60
Jennings	6	0	6	0	0 36
Graham	4	0	4	0	0 24
Green	3	3	0	0	0 18
Timpson	3	1	2	0	0 18
Flanigan	2	0	2	0	0 12
Wetnight	2	0	2	0	0 12
T. Carter	1	0	1	0	0 6
Kramer	1	1	0	0	0 6
Marshall	1	0	0	1	0 6
Minter	1	0	0	1	0 6
A. Fontenot	0	0	0	0	1 2
BEARS	46	15	29	2	45/45 23/31 1 392
OPPONENTS	41	9	27	5	40/40 24/29 0 360
2-Pt. Conversions: TEAM 0-1, OPPONENTS 1-1.					

RUSHING	No	Yds	Avg	Lg	TD
Salaam	296	1074	3.6	42	10
Green	107	570	5.3	38	3
Tillman	29	78	2.7	9	0
Conway	5	77	15.4	20	0
A. Johnson	6	30	5.0	11	0
Kramer	35	39	1.1	11	1
T. Carter	10	34	3.4	7	0
Timpson	3	28	9.3	16	1
Flanigan	1	0	0.0	0	0
BEARS	492	1930	3.9	42	15
OPPONENTS	405	1441	3.6	29	9

RECEIVING	No	Yds	Avg	Lg	TD
Graham	82	1301	15.9	51	4
Conway	62	1037	16.7	76	12
T. Carter	40	329	8.2	27	1
Green	28	246	8.8	28	0
Jennings	25	217	8.7	20	6
Timpson	24	289	12.0	36	2
Wetnight	24	193	8.0	22	2
A. Johnson	13	86	6.6	18	0
Salaam	7	56	8.0	18	0
Gedney	5	52	10.4	15	0
Faulkerson	2	22	11.0	12	0
Flanigan	2	6	3.0	4	2
R. Harris	1	4	4.0	4	0
BEARS	315	3838	12.2	76	29
OPPONENTS	374	4240	11.3	99t	27

PUNTING	No	Yds	Avg	Net	TB	In	Lg	B
Sauerbrun	55	2080	37.8	31.1	6	16	61	0
O'Neill	3	89	29.7	26.7	0	0	39	0
BEARS	58	2169	37.4	30.9	6	16	61	0
OPPONENTS	62	2311	37.3	31.8	8	21	57	2

INTS	No	Yds	Avg	Lg	TD
Woolford	4	21	5.3	16	0
Miniefield	3	37	12.3	37	0
Joseph	2	31	15.5	31	0
Lincoln	1	32	32.0	32	0
M. Carter	2	20	10.0	15	0
Mangum	1	2	2.0	2	0
Minter	1	2	2.0	2	1
Cox	1	1	1.0	1	0
Marshall	1	0	0.0	0	0
BEARS	16	146	9.1	37	1
OPPONENTS	10	203	20.3	98t	1

KO RETURNS	No	Yds	Avg	Lg	TD
N. Lewis	42	904	21.5	52	0
Timpson	18	420	23.3	51	0
T. Carter	3	24	8.0	9	0
Green	3	29	9.7	19	0
Lundy LG	3	39	13.0	17	0
Lundy TM	1	11	11.0	11	0
Primus	2	39	19.5	22	0
Tillman	1	20	20.0	20	0
Graham	1	12	12.0	12	0
BEARS	71	1459	20.5	52	0
OPPONENTS	72	1570	21.8	54	0

PUNT RET.	Ret	FC	Yds	Avg	Lg	TD
Graham	23	14	183	8.0	39	0
Lundy	1	0	-4	-4.0	-4	0
BEARS	24	14	179	7.5	39	0
OPPONENTS	28	13	257	9.2	62	1

FGs	1-19	20-29	30-39	40-49	50+
Butler	0/0	16/19	5/6	2/4	0/2
BEARS	0/0	16/19	5/6	2/4	0/2
OPPONENTS	0/0	7/7	6/6	10/14	1/2
Butler:(21G)(20G)(24G,37G,22G,27G)(23G)(25G,21G,20G)(28G,22G,47G,35G)(40G,27G,44N)(39G,25B,52N)(27N,34G,37G)(53N)(27G)(26N,23G)(40N,27G,28G,37N)					
OPPONENTS:(32G,38G)(43G,40G)(45G,25G)(21G,49G)(47N,49G,40G,54N)(46N,39G)(22G,43G)(40G,46G,24G)(43B,25G)(22G)(42G,36G)(28G,37G,39G,42N)(50G)(1)					

DEFENSE	(Top 10)	T	S	A	FF	FR	PD	Sa	Int
M. Carter	158	97	61	2	1	10	0.0	2	
Cain	119	73	46	0	0	5	0.0	0	
Smith	111	72	39	1	1	3	4.0	0	
Carrier	103	63	40	0	1	15	0.0	0	
Minter	99	55	44	1	0	4	0.0	1	
Cox	84	46	38	0	0	5	0.0	1	
Zorich	79	38	41	1	1	0	1.0	0	
Flanigan	77	46	31	0	0	1	11.0	0	
Lincoln	73	61	12	0	0	12	1.0	1	
Miniefield	72	49	23	0	0	10	0.0	0	
SACKS: Flanigan 11.0, Spellman 8.5, Smith 4.0, Thierry 4.0, A. Fontenot 2.5, Lincoln 1.0, Mangum 1.0, Simpson 1.0, Zorich 1.0									
TEAM 35.0, OPPONENTS 15.0									

USUAL STARTERS

Offense	Defense
WR..... Jeff Graham	RE..... John Thierry
LT..... Andy Heck	RT..... Chris Zorich
LG..... Todd Perry	LT..... Jim Flanigan
C..... Jerry Fontenot	LE..... Alonzo Spellman
RG..... Jay Leeuwenburg	WLB..... Ron Cox
RT..... James Williams	MLB..... Joe Cain
TE..... Keith Jennings	SLB..... Vinson Smith
WR..... Curtis Conway	RCB..... Jeremy Lincoln
QB..... Erik Kramer	LCB..... Donnell Woolford
RB..... Rashaan Salaam	SS..... Marty Carter
FB..... Tony Carter	FS..... Mark Carrier

RANKINGS

Team Stats	Bears	Avg	Rank
Total Yards.....	5673	354.6	9
Rushing Yards.....	1930	120.6	9
Passing Yards.....	3743	233.9	12
Points Scored.....	392	24.5	-
	Opp	Avg	Rank
Total Yards.....	5442	340.1	19
Rushing Yards.....	1441	90.1	5
Passing Yards.....	4001	250.1	21
Points Scored.....	360	22.5	-

1996 CHICAGO BEARS STATISTICS

Record: 7-9, .438

3rd Place, NFC Central

Head Coach: Dave Wannstedt

09/02	W	22-6	DALLAS	63,076
09/08	L	3-10	at Washington	52,311
09/15	L	14-20	MINNESOTA	61,701
09/22	L	16-35	at Detroit	70,022
09/29	W	19-17	OAKLAND	57,062
10/06	L	6-37	GREEN BAY	65,480
10/13	L	24-27	at New Orleans	43,512
10/28	W	15-13	at Minnesota	58,143
11/03	W	13-10	TAMPA BAY	58,727
11/10	L	12-17	at Denver	75,555
11/17	L	10-14	at Kansas City	76,762
11/24	W	31-14	DETROIT	55,864
12/01	L	17-28	at Green Bay	59,682
12/08	W	35-9	ST. LOUIS	45,075
12/14	W	27-14	SAN DIEGO	49,763
12/22	L	19-34	at Tampa Bay	51,572

	Bears	Opan
TOTAL FIRST DOWNS	300	295
Rushing	104	87
Passing	176	183
Penalty	20	25
3rd Down: Made/Att	78/231	79/206
3rd Down Pct.	33.8	38.3
4th Down: Made/Att	20/28	8/14
4th Down Pct.	71.4	57.1
POSSESSION AVG.	30:51	29:09
TOTAL NET YARDS	4905	4884
Avg. Per Game	306.6	305.3
Total Plays	1046	981
Avg. Per Play	4.7	5.0
NET YARDS RUSHING	1720	1617
Avg. Per Game	107.5	101.1
Total Rushes	472	427
NET YARDS PASSING	3185	3267
Avg. Per Game	199.1	204.2
Sacked/Yards Lost	23/165	30/209
Gross Yards	3350	3476
Att./Comp.	551/318	524/314
Completion Pct.	57.7	59.9
Had Intercepted	18	17
PUNTS/AVERAGE	78/44.8	76/40.1
NET PUNTING AVG.	78/34.9	76/34.0
PENALTIES/YARDS	103/808	113/849
FUMBLES/BALL LOST	25/9	29/11
TOUCHDOWNS	31	37
Rushing	9	13
Passing	19	21
Returns	3	3

PASSING	Att	Cmp	Yds	Cmp%	Yd/Att	TD	TD%	Int	Int%	Lg	Sack/Lost	Rating
Krieg	377	226	2278	59.9	6.04	14	3.7	12	3.2	53t	14/104	76.3
Kramer	150	73	781	48.7	5.21	3	2.0	6	4.0	58t	7/53	54.3
Matthews	17	13	158	76.5	9.29	1	5.9	0	0.0	26	1/3	124.1
Stenstrom	4	3	37	75.0	9.25	0	0.0	0	0.0	28	1/5	103.1
Sauerbrun	2	2	63	100.0	31.50	0	0.0	0	0.0	47	0/0	118.8
Conway	1	1	33	100.0	33.00	1	100.0	0	0.0	33t	0/0	158.3
BEARS	551	318	3350	57.7	6.08	19	3.4	18	3.3	58t	23/165	73.4
OPPONENTS	524	314	3476	59.9	6.63	21	4.0	17	3.2	62t	30/209	79.5

Score by Period	1	2	3	4	OT	Tot
BEARS	70	89	57	67	0	283
OPPONENTS	48	140	62	55	0	305

SCORING	Tds:	Ru:	Pa:	R	K-PAT	FG	S	Pts
Jaeger	0	0	0	0	23/23	19/23	0	40
Conway	7	0	7	0	0	0	0	82
Engram	6	0	6	0	0	0	0	36
R. Harris	5	4	1	0	0	0	0	30
Salaam	4	3	1	0	0	0	0	24
Huerta TM	0	0	0	0	3/3	4/7	0	15
Cox	1	0	0	1	0	0	0	6
Faulkerson	1	0	1	0	0	0	0	6
Flanigan	1	0	1	0	0	0	0	6
Krieg	1	1	0	0	0	0	0	6
Lowery	1	0	0	1	0	0	0	6
Matthews	1	1	0	0	0	0	0	6
Spears	1	0	1	0	0	0	0	6
Wetnight	1	0	1	0	0	0	0	6
Woolford	1	0	0	1	0	0	0	6

BEARS **31 9 19 3 26/26 23/30 1 283**

OPPONENTS 37 13 21 3 35/36 16/23 0 305

2-Pt. Conversions: TEAM 0-5, OPPONENTS 0-1.

RUSHING	No	Yds	Avg	Lg	TD
R. Harris	194	748	3.9	23	4
Salaam	143	496	3.5	32	3
Green	60	249	4.2	19	0
Hicks	27	92	3.4	23	0
Conway	8	50	6.3	19	0
T. Carter	11	43	3.9	23	0
Timpson	3	21	7.0	13	0
Krieg	16	12	0.8	2	1
Kramer	8	4	0.5	3	0
Sauerbrun	1	3	3.0	3	0
Matthews	1	2	2.0	2t	1
BEARS	472	1720	3.6	32	9
OPPONENTS	427	1617	3.8	63	13

RECEIVING	No	Yds	Avg	Lg	TD
Conway	81	1049	13.0	58t	7
Timpson	62	802	12.9	49	0
T. Carter	41	233	5.7	29	0
Engram	33	389	11.8	24	6
R. Harris	32	296	9.3	47	1
Wetnight	21	223	10.6	38	1
Green	13	78	6.0	18	0
Neely	9	92	10.2	21	0
Salaam	7	44	6.3	11t	1
Jennings	6	56	9.3	20	0
Cash	4	42	10.5	14	0
J. Jackson	4	39	9.8	14	0
Krieg	1	5	5.0	5	0
Faulkerson	1	1	1.0	1t	1
Flanigan	1	1	1.0	1t	1
Spears	1	1	1.0	1t	1
Hicks	1	-1	-1.0	-1	0
BEARS	318	3350	10.5	58t	19
OPPONENTS	314	3476	11.1	62t	21

PUNTING	No	Yds	Avg	Net	TB	In	Lg	B
Sauerbrun	78	3491	44.8	34.9	12	15	72	0
BEARS	78	3491	44.8	34.9	12	15	72	0
OPPONENTS	73	3047	40.1	34.0	9	25	60	1

INTS	No	Yds	Avg	Lg	TD
Woodford	6	37	6.2	28t	1
M. Carter	3	34	11.3	29	0
Marshall	2	20	10.0	20	0
Carrier	2	0	0.0	0	0
W. Harris	2	0	0.0	0	0
Burton	1	11	11.0	11	0
Minter	1	5	5.0	5	0
BEARS	17	107	6.3	29	1
OPPONENTS	18	94	5.2	27	0

KO RETURNS	No	Yds	Avg	Lg	TD
Ja. Jackson	27	619	22.9	60	0
Engram	25	580	23.2	45	0
Faulkerson	4	63	15.8	20	0
Marshall	0	75	---	75	0
BEARS	56	1337	23.9	88	0
OPPONENTS	52	1115	21.4	90t	1

PUNT RET.	Ret	FC	Yds	Avg	Lg	TD
Engram	31	19	282	9.1	34	0
BEARS	31	19	282	9.1	34	0
OPPONENTS	42	12	527	12.5	88t	2

FGs	1-19	20-29	30-39	40-49	50+
Jaeger	0/0	4/4	3/4	12/15	0/0
Huerta	0/0	0/0	3/5	1/2	0/0
BEARS	0/0	4/4	6/9	13/17	0/0
OPPONENTS	0/0	6/7	4/4	3/9	3/3
Huerta:	(31G,35N,42G,34G)	(37G,39N)	(44N)		
Jaeger:	(())(46G)	(44G,24G,40G,30G)	(40G,41G)		
	(28G,32N)	(44N,46N,41G,44G)	(27G,47N,23G)		
	(35G,48G)	(49G)	(42G)	(34G)	(()45G,40G)
OPPONENTS:	(28G,43N,28G)	(50G,44N)	(33G,34G)		
	(()28G)	(32G)	(34G,54G)	(41G,43G,48B)	(45G)
	(())(46N)	(45N,25G)	(48N,26N)	(50G,22G)	

DEFENSE

(Top 10)	T	S	A	FF	FR	PD	Sa	Int
M. Carter	180	102	78	1	0	14	0.0	3
Cain	124	68	56	3	0	1	1.0	0
W. Harris	113	93	20	2	2	18	0.0	2
Minter	106	56	50	1	0	4	1.5	1
Cox	99	56	43	1	3	2	3.0	0
Smith	89	48	41	0	2	1	1.0	0
Woolford	78	63	15	0	0	20	0.0	6
Spellman	78	46	32	3	0	2	8.0	0
Flanigan	78	43	35	0	0	1	5.0	0
Carrier	76	40	36	1	1	7	0.0	2

SACKS: Spellman 8.0, Flanigan 5.0, A. Fontenot 4.5, Cox 3.0, Thierry 2.0, Miniefield 1.5, Minter 1.5, Simpson 1.5, Cain 1.0, Mangum 1.0, Smith 1.0
TEAM 30.0, OPPONENTS 23.0

USUAL STARTERS

Offense

WR Curtis Conway
LT Andy Heck
LG Todd Perry
C Jerry Fontenot
RG Todd Burger
RT James Williams
TE Keith Jennings
WR Michael Timpson
QB Dave Krieg
RB Raymont Harris
FB Tony Carter

Defense

RE..... Alonzo Spellman
RT..... Carl Simpson
LT..... Jim Flanigan
LE..... Albert Fontenot
WLB..... Vinson Smith
MLB..... Bryan Cox
SLB..... Joe Cain
RCB..... Walt Harris
LCB..... Donnell Woolford
SS..... Marty Carter
FS..... Mark Carrier

RANKINGS

Team Stats

Team Stats	Bears	Avg	Rank
Total Yards.....	4905.....	306.6.....	21
Rushing Yards.....	1720.....	107.5.....	16
Passing Yards.....	3185.....	199.1.....	19
Points Scored.....	283.....	17.7.....	-

Opp

Total Yards.....	4884.....	305.3.....	12.....
Rushing Yards.....	1617.....	101.1.....	11.....
Passing Yards.....	3267.....	204.2.....	14.....
Points Scored.....	305.....	19.1.....	-.....



CHICAGO BEARS ALL-TIME RESULTS

1997 CHICAGO BEARS STATISTICS

Record: 4-12, .250

5th Place, NFC Central

Head Coach: Dave Wannstedt

09/01	L	24-38	at Green Bay	60,766
09/07	L	24-27	MINNESOTA	59,263
09/14	L	7-32	DETROIT	59,147
09/21	L	3-31	at New England	59,873
09/28	L	3-27	at Dallas	64,082
10/05	L	17-20	NEW ORLEANS	58,865
10/12	L	23-24	GREEN BAY	62,212
10/27	W	36-33	ot at Miami	73,156
11/02	L	8-31	WASHINGTON	53,032
11/09	L	22-29	at Minnesota	63,443
11/16	L	15-23	N.Y. JETS	45,642
11/23	W	13-7	TAMPA BAY	43,955
11/27	L	20-55	at Detroit	77,904
12/07	W	20-3	BUFFALO	39,784
12/14	W	13-10	at St. Louis	66,030
12/21	L	15-31	at Tampa Bay	70,930

	Bears	Opp
TOTAL FIRST DOWNS	305	281
Rushing	94	97
Passing	188	156
Penalty	23	28
3rd Down: Made/Att	91/253	60/189
3rd Down Pct.	36.0	31.7
4th Down: Made/Att	14/27	3/9
4th Down Pct.	51.9	33.3
POSSESSION AVG.	33:08	26:52
TOTAL NET YARDS	4987	4888
Avg. Per Game	311.7	305.5
Total Plays	1128	935
Avg. Per Play	4.4	5.2
NET YARDS RUSHING	1746	1858
Avg. Per Game	109.1	116.1
Total Rushes	490	421
NET YARDS PASSING	3241	3030
Avg. Per Game	202.6	189.4
Sacked/Yards Lost	43/260	38/259
Gross Yards	3501	3289
Att./Comp.	595/336	476/273
Completion Pct.	56.5	57.4
Had Intercepted	22	13
PUNTS/AVERAGE	96/42.5	81/43.5
NET PUNTING AVG.	96/32.6	81/36.6
PENALTIES/YARDS	107/867	93/763
FUMBLES/BALL LOST	33/19	25/17
TOUCHDOWNS	28	50
Rushing	14	18
Passing	14	25
Returns	0	7

PASSING	Att	Cmp	Yds	Cmp%	Yd/Att	TD	TD%	Int	Int%	Lg	Sack/Lost	Rating
Kramer	477	275	3011	57.7	6.31	14	2.9	14	2.9	78t	25/149	74.0
Mirer	103	53	420	51.5	4.08	0	0.0	6	5.8	34	16/92	37.7
Stenstrom	14	8	70	57.1	5.00	0	0.0	2	14.3	18	2/19	31.0
Conway	1	0	0	0.0	0.00	0	0.0	0	0.0	0	0/0	39.6
BEARS	595	336	3501	56.5	5.88	14	2.4	22	3.7	78t	43/260	66.1
OPPONENTS	476	273	3289	57.4	6.91	25	5.3	13	2.7	89t	38/259	84.8

Score by Period	1	2	3	4	OT	Tot
BEARS	61	72	36	91	3	263
OPPONENTS	78	123	107	113	0	421

SCORING	TDs:Ru-Pa-R	K-PAT	FG	S	Pts
Jaeger	0	0	0	0	20/20 21/26 0 83
R. Harris	10	10	0	0	0 60
Proehl	7	0	7	0	0 44
Penn	3	0	3	0	0 18
Engram	2	0	2	0	0 14
Kramer	2	2	0	0	0 12
Autry	1	1	0	0	0 8
Mirer	1	1	0	0	0 8
Conway	1	0	1	0	0 6
Wetnight	1	0	1	0	0 6
Flanigan	0	0	0	0	0 2
BEARS	28	14	14	0	20/20 21/26 1 263
OPPONENTS	50	18	25	7	45/45 24/32 0 421
2-Pt. Conversions: Autry, Engram, Flanigan, Mirer, Proehl, TEAM 5-8, OPPONENTS 2-5.					

RUSHING	No	Yds	Avg	Lg	TD
R. Harris	275	1033	3.8	68t	10
Autry	112	319	2.8	17	1
Salaam	31	112	3.6	17	0
Kramer	27	83	3.1	31	2
Mirer	20	78	3.9	20	1
T. Carter	9	56	6.2	16	0
Harmon LG	10	36	3.6	14	0
Harmon TM	2	6	3.0	4	0
Conway	3	17	5.7	10	0
Hicks	4	14	3.5	8	0
Smith	1	12	12.0	12	0
Sauerbrun	2	8	4.0	8	0
Hughes	1	3	3.0	3	0
Le Bel	1	0	0.0	0	0
Penn	1	-1	-1.0	-1	0
BEARS	490	1746	3.6	68t	14
OPPONENTS	421	1858	4.4	76	18

RECEIVING	No	Yds	Avg	Lg	TD
Proehl	58	753	13.0	78t	7
Penn	47	576	12.3	33	3
Wetnight	46	464	10.1	34	1
Engram	45	399	8.9	23	2
Conway	30	476	15.9	55t	1
R. Harris	28	115	4.1	16	0
Ton. Carter	24	152	6.3	19	0
Harmon LG	18	197	10.9	27	0
Harmon TM	2	8	4.0	6	0
Jennings	14	164	11.7	23	0
Bownes	12	146	12.2	21	0
Autry	9	59	6.6	14	0
Allred	8	70	8.8	18	0
Hughes	8	68	8.5	16	0
Smith	2	22	11.0	12	0
Salaam	2	20	10.0	18	0
T. Allen	1	9	9.0	9	0
BEARS	336	3501	10.4	78t	14
OPPONENTS	273	3289	12.0	89t	25

PUNTING	No	Yds	Avg	Net	TB	In	Lg	B
Sauerbrun	95	4059	42.7	32.8	11	26	67	0
Jaeger	1	18	18.0	18.0	0	0	18	0
BEARS	96	4077	42.5	32.6	11	26	67	0
OPPONENTS	81	3526	43.5	36.6	12	28	72	0

INTS	No	Yds	Avg	Lg	TD
W. Harris	5	30	6.0	12	0
Tom Carter	3	12	4.0	12	0
Mangum	2	4	2.0	4	0
Marshall TM	2	0	0	0	0
Marshall	1	14	14.0	14	0
BEARS	13	60	4.6	14	0
OPPONENTS	22	328	14.9	38t	1

KO RETURNS	No	Yds	Avg	Lg	TD
Hughes	43	1008	23.4	58	0
Bownes	19	396	20.8	36	0
Smith	10	196	19.6	28	0
Allred	2	21	10.5	11	0
Ton. Carter	2	34	17.0	19	0
Engram	2	27	13.5	20	0
Wetnight	1	9	9.0	9	0
Marshall TM	0	3	---	3	0
BEARS	79	1694	21.4	58	0
OPPONENTS	52	1237	23.8	69	0

PUNT RET.	Ret	FC	Yds	Avg	Lg	TD
Hughes	36	7	258	7.2	19	0
Proehl	8	1	59	7.4	14	0
Dulaney	1	0	0	0.0	0	0
Engram	1	0	4	4.0	4	0
BEARS	46	8	321	7.0	19	0
OPPONENTS	52	16	727	14.0	83t	2

FGs	1-19	20-29	30-39	40-49	50+
Jaeger	0/0	8/9	8/10	4/6	1/1
BEARS	0/0	8/9	8/10	4/6	1/1
OPPONENTS	0/0	9/9	12/12	3/6	0/2
Jaeger:(42G) (39G) () (38G) (21G) (23G) (41G) (39G, 23G, 47G, 35G) () (29G, 22G, 36G) (34N, 32N) (32G, 25G, 41N) (52G, 32G, 45N) (41G, 38G) (22B, 27G, 20G) ()					
OPPONENTS:(38G, 36G, 29G) (33G, 40N, 28G, 42N) (23G, 33G, 29G, 32G) (27G) (33G, 23G) (38G, 48G) (37G) () (38G) (53N) (48N, 34G, 36G, 34G) (50N, 40N) (40G, 29G) (41N, 43G) (40N, 28G) (20G)					

DEFENSE	T	S	A	FF	FR	PD	Sa	Int
(Top 10)								
Mangum	149	79	69	0	2	9	1.0	2
M. Carter	142	81	59	1	0	6	1.0	1
Minter	134	69	58	1	3	3	6.0	0
B. Cox	133	77	50	1	1	5	5.0	0
W. Harris	94	75	15	4	1	19	0.0	5
R. Cox	83	44	37	1	0	2	1.0	0
Flanigan	81	45	28	2	3	0	6.0	0
Simpson	61	26	30	0	0	5	4.5	0
T. Carter	56	49	7	0	0	19	0.0	3
Reeves	52	24	27	0	1	0	0.5	0
SACKS: Flanigan 6.0, Minter 6.0, B. Cox 5.0, Simpson 4.5, Thomas 4.5, Marshall TM 3.0, Thierry 3.0, Spellman 2.0, M. Carter 1.0, R. Cox 1.0, Mangum 1.0, Grasmanis 0.5, Reeves 0.5								
TEAM 38.0, OPPONENTS 43.0								

USUAL STARTERS

Offense	Defense
WR..... Bobby Engram	RE..... Carl Reeves
LT..... Andy Heck	RT..... Carl Simpson
LG..... Todd Perry	LT..... Jim Flanigan
C..... Chris Villarrial	LE..... John Thierry
RG..... Todd Burger	WLB..... Barry Minter
RT..... James Williams	MLB..... Bryan Cox
TE..... Keith Jennings	SLB..... Ron Cox
WR..... Ricky Proehl	RCB..... Walt Harris
QB..... Erik Kramer	LCB..... Tom Carter
RB..... Raymont Harris	SS..... Marty Carter
FB..... Tony Carter	FS..... John Mangum

RANKINGS

Team Stats	Bears	Avg	Rank
Total Yards.....	4987	311.7	17
Rushing Yards.....	1746	109.1	16
Passing Yards.....	3241	202.6	16
Points Scored.....	263	16.4	-
	Opp	Avg	Rank
Total Yards.....	4888	305.5	12
Rushing Yards.....	1858	116.1	19
Passing Yards.....	3030	189.4	11
Points Scored.....	421	26.3	-

1998 CHICAGO BEARS STATISTICS

Record: 4-12, .250
5th Place, NFC Central
Head Coach: Dave Wannstedt

09/06 L 23-24	JACKSONVILLE	55,614
09/13 L 12-17	at Pittsburgh	59,084
09/20 L 15-27	at Tampa Bay	64,328
09/27 L 28-31	MINNESOTA	57,783
10/04 W 31-27	DETROIT	55,562
10/11 L 7-20	at Arizona	47,860
10/18 W 13-12	DALLAS	59,201
10/25 W 23-20	at Tennessee	40,089
11/08 L 12-20	ST. LOUIS	50,263
11/15 L 3-26	at Detroit	63,152
11/22 L 13-20	at Atlanta	60,804
11/29 L 17-31	TAMPA BAY	51,938
12/06 L 22-48	at Minnesota	64,247
12/13 L 20-26	at Green Bay	59,813
12/20 W 24-3	BALTIMORE	40,853
12/27 L 13-16	GREEN BAY	58,393

	Bears	Opp
TOTAL FIRST DOWNS	264	300
Rushing	89	121
Passing	154	155
Penalty	21	24
3rd Down: Made/Att	75/215	80/196
3rd Down Pct.	34.9	40.8
4th Down: Made/Att	11/25	3/6
4th Down Pct.	44.0	50.0
POSSESSION AVG.	29:26	30:34
TOTAL NET YARDS	4766	5103
Avg. Per Game	297.9	318.9
Total Plays	979	963
Avg. Per Play	4.9	5.3
NET YARDS RUSHING	1713	1875
Avg. Per Game	107.1	117.2
Total Rushes	454	479
NET YARDS PASSING	3053	3228
Avg. Per Game	190.8	201.8
Sacked/Yards Lost	31/224	28/173
Gross Yards	3277	3401
Att./Comp.	494/284	456/292
Completion Pct.	57.5	64.0
Had Intercepted	13	14
PUNTS/AVERAGE	80/42.6	72/42.8
NET PUNTING AVG.	80/36.5	72/35.7
PENALTIES/YARDS	86/714	102/852
FUMBLES/BALL LOST	29/21	33/14
TOUCHDOWNS	30	42
Rushing	9	12
Passing	16	27
Returns	5	3

PASSING	Att	Cmp	Yds	Cmp%	Yd/Att	TD	TD%	Int	Int%	Lg	Sack/Lost	Rating
Kramer	250	151	1823	60.4	7.29	9	3.6	7	2.8	79t	10/71	83.1
Stenstrom	196	112	1252	57.1	6.39	4	2.0	6	3.1	48	19/137	70.4
Moreno	43	19	166	44.2	3.86	1	2.3	0	0.0	21t	2/16	62.7
Bennett	2	1	18	50.0	9.00	1	50.0	0	0.0	18t	0/0	120.8
Horan	2	1	18	50.0	9.00	1	50.0	0	0.0	18t	0/0	120.8
Conway	1	0	0	0.0	0.00	0	0.0	0	0.0	0	0/0	39.6
BEARS	494	284	3277	57.5	6.63	16	3.2	13	2.6	79t	31/224	77.5
OPPONENTS	456	292	3401	64.0	7.46	27	5.9	14	3.1	98t	28/173	93.5

Score by Period	1	2	3	4	OT	Tot
BEARS	51	95	53	77	0	276
OPPONENTS	61	104	116	87	0	368

SCORING	TDs:Ru-Pa-R	K-PAT	FG	S	Pts			
Jaeger	0	0	0	27/28	21/26	0	90	
Engram	5	0	5	0		0	30	
Penn	3	0	3	0		0	20	
Conway	3	0	3	0		0	20	
Milburn	3	0	0	3		0	18	
J. Allen	2	1	1	0		0	12	
Bennett	2	2	0	0		0	12	
Chancey	2	2	0	0		0	12	
Stenstrom	2	2	0	0		0	12	
Wetnight	2	0	2	0		0	12	
Bownes	1	0	1	0		0	6	
Hallock	1	1	0	0		0	6	
W. Harris	1	0	0	1		0	6	
Kramer	1	1	0	0		0	6	
S. Lee	1	0	0	1		0	6	
M. Robinson	1	0	1	0		0	6	
Thierry	0	0	0	0		1	2	
BEARS	30	9	16	5	27/28	21/26	2	276
OPPONENTS	42	12	27	3	36/38	26/31	0	368

2-Pt. Conversions: Penn, TEAM 1-2, OPPONENTS 1-4.

RUSHING	No	Yds	Avg	Lg	TD
Bennett	173	611	3.5	43	2
Enis	133	497	3.7	29	0
J. Allen	58	270	4.7	57	1
Chancey	29	122	4.2	14	2
Stenstrom	18	79	4.4	14	2
Conway	5	48	9.6	29	0
Hallock	13	41	3.2	14	1
Kramer	13	17	1.3	8	1
Moreno	4	9	2.3	9	0
Milburn	4	8	2.0	3	0
Morris	3	8	2.7	6	0
Engram	1	3	3.0	3	0
BEARS	454	1713	3.8	57	9
OPPONENTS	479	1875	3.9	50	12

RECEIVING	No	Yds	Avg	Lg	TD
Engram	64	987	15.4	79t	5
Conway	54	733	13.6	47	3
Penn	31	448	14.5	37	3
Bennett	28	209	7.5	31	0
Hallock	25	166	6.6	16	0
Wetnight	23	168	7.3	30	2
Mayes	21	217	10.3	22	0
Chancey	11	102	9.3	15	0
J. Allen	8	77	9.6	33	1
Enis	6	20	3.3	7	0
Bownes	5	69	13.8	44	1
M. Robinson	4	44	11.0	20t	1
Milburn	4	37	9.3	13	0
BEARS	284	3277	11.5	79t	16
OPPONENTS	292	3401	11.6	98t	27

PUNTING	No	Yds	Avg	Net	TB	In	Lg	B
Horan	64	2643	41.3	35.4	4	12	57	0
Sauerbrun	15	741	49.4	42.1	3	6	71	0
Jaeger	1	27	27.0	27.0	0	0	27	0
BEARS	80	3411	42.6	36.5	7	18	71	0
OPPONENTS	72	3084	42.8	35.7	11	20	68	1

INTS	No	Yds	Avg	Lg	TD
W. Harris	4	41	10.3	26	1
Collins	3	29	9.7	28	0
T. Carter	2	20	10.0	19	0
Minter	1	17	17.0	17	0
Thierry	1	14	14.0	14	0
Parrish	1	8	8.0	8	0
Cousin	1	0	0.0	0	0
S. Harris	1	0	0.0	0	0
BEARS	14	129	9.2	28	1
OPPONENTS	13	146	11.2	33t	1

KO RETURNS	No	Yds	Avg	Lg	TD
Milburn	62	1550	25.0	94t	2
Chancey	2	18	9.0	18	0
Bownes	1	19	19.0	19	0
Wiegmann	1	8	8.0	8	0
BEARS	66	1595	24.2	94t	2
OPPONENTS	55	1097	19.9	40	0

PUNT RET.	Ret	FC	Yds	Avg	Lg	TD
Milburn	25	15	291	11.6	93t	1
BEARS	25	15	291	11.6	93t	1
OPPONENTS	38	19	349	9.2	53	1

FGs	1-19	20-29	30-39	40-49	50+
Jaeger	2/2	8/9	9/10	1/4	1/1
BEARS	2/2	8/9	9/10	1/4	1/1
OPPONENTS	2/2	12/12	3/4	7/10	2/3
Jaeger:(45G,35G,42N,19G)(19G,36G)(26G,29G,52G)(23G)(22G,29G)(39G,26G,34N,33G)(31G)(31G,43N)(35G,32G)(33G)(1)(1)(20G)(29G,48N,21G)					
OPPONENTS:(23G)(49G)(50G)(28G,53N,43G)(49G,46N,40G)(23G,23G)(29G,19G,49B)(24G,33G)(24G,25G)(50G,44G)(28G)(30G,20G)(35G,43G,40G,24G)(45B,27G)(39N,18G)					

DEFENSE (Top 10)	T	S	A	FF	FR	PD	Sa	Int
M. Carter	159	101	58	0	2	5	0.0	0
Minter	140	93	44	2	1	2	1.0	1
Parrish	111	70	35	5	2	7	1.0	1
S. Harris	107	70	35	1	0	2	1.0	1
Wells	98	51	44	0	0	3	3.0	0
Flanigan	86	34	42	1	1	0	8.5	0
W. Harris	85	65	19	1	1	21	0.0	4
Cousin	73	55	17	1	2	18	0.0	1
McDonald	57	36	18	2	0	4	1.0	0
Lee	57	30	24	1	1	0	2.0	0

SACKS: Flanigan 8.5, Thomas TM 4.5, Thierry 3.5, Wells 3.0, S. Lee 2.0, Grasmanis 1.0, S. Harris 1.0, McDonald 1.0, Minter 1.0, Parrish 1.0, Reeves 1.0, B. Robinson 0.5
TEAM 28.0, OPPONENTS 31.0

USUAL STARTERS				RANKINGS			
Offense		Defense		Team Stats	Bears	Avg	Rank
WR.....	Bobby Engram	RE.....	Shawn Lee	Total Yards.....	4766.....	297.9.....	21
LT.....	Andy Heck	RT.....	Mike Wells	Rushing Yards.....	1713.....	107.1.....	17
LG.....	Todd Perry	LT.....	Jim Flanigan	Passing Yards.....	3053.....	190.8.....	23
C.....	Casey Wiegmann	LE.....	John Thierry	Points Scored.....	276.....	17.3.....	-
RG.....	Chris Villarrial	WLB.....	Sean Harris				
RT.....	James Williams	MLB.....	Barry Minter				
TE.....	Alonzo Mayes	SLB.....	Rico McDonald				
WR.....	Curtis Conway	RCB.....	Walt Harris	Total Yards.....	5103.....	318.9.....	14
QB.....	Erik Kramer	LCB.....	Terry Cousin	Rushing Yards.....	1875.....	117.2.....	19
RB.....	Edgar Bennett	SS.....	Marty Carter	Passing Yards.....	3228.....	201.8.....	15
FB.....	Ty Hallock	FS.....	Tony Parrish	Points Scored.....	368.....	23.....	-



Record: 6-10, .375

Head Coach: Dick Jauron

PASSING	Att	Cmp	Yds	Cmp%	Yd/Att	TD	TD%	Int	Int%	Lg	Sack/Lost	Rating
Matthews	275	167	1645	60.7	5.98	10	3.6	6	2.2	56	13/79	80.6
McNown	235	127	1465	54.0	6.23	8	3.4	10	4.3	80t	18/94	66.7
Miller	174	110	1242	63.2	7.14	7	4.0	6	3.4	77t	7/43	83.5
BEARS	684	404	4352	59.1	6.36	25	3.7	22	3.2	80t	38/216	76.6
OPPONENTS	583	354	4079	60.7	7.00	23	3.9	14	2.4	86t	37/257	85.0

RECEIVING	No	Yds	Avg	Lg	TD
Engram	88	947	10.8	56	4
M. Robinson	84	1400	16.7	80t	9
Enis	45	340	7.6	28	2
Conway	44	426	9.7	30t	4
Wetnight	38	277	7.3	22	1
Milburn	20	151	7.6	22	0
Booker	19	219	11.5	57t	3
Brooks	14	160	11.4	30	0
Bennett	14	116	8.3	34	0
Allred	13	102	7.8	26	1
Allen	9	91	10.1	17	0
Mayes	8	82	10.3	24	1
Hallock	6	22	3.7	7	0
Bates	2	19	9.5	11	0
BEARS	404	4352	10.8	80t	25
OPPONENTS	354	4079	11.5	86t	23

DEFENSE (Top 10)	T	S	A	FF	FR	PD	Sa	Int
Minter	149	93	51	2	1	3	2.0	2
Parrish	124	75	49	0	0	3	0.0	1
S. Harris	90	60	30	0	2	2	0.0	1
Wells	84	41	39	3	1	0	1.0	0
Holdman	75	49	22	2	1	0	2.0	0
McDonald	74	40	31	2	0	1	0.5	0
W. Harris	71	48	22	0	1	11	1.0	1
Hudson	65	39	24	1	0	4	1.0	3
Flanigan	63	34	20	3	1	1	6.0	1
B. Robinson	59	36	17	1	0	0	5.0	0

SACKS: Simmons 7.0, Flanigan 6.0, B. Robinson 5.0, Minter 3.0, Burton 3.0, Tuinei 2.5, Holdman 2.0, Davis 2.0, Colvin 2.0, Wells 1.0, W. Harris 1.0, Hudson 1.0, Smith 1.0, McDonald 0.5

TEAM 37.0. OPPONENTS 38.0

	Opp	Avg	Rank
Total Yards.....	5704	356.5	29
Rushing Yards.....	1882	117.6	23
Passing Yards.....	3822	238.9	29
Points Scored.....	341	21.3	20

2000 CHICAGO BEARS STATISTICS

Record: 5-11, .313

5th Place, NFC Central

Head Coach: Dick Jauron

09/03	L	27-30	at Minnesota	64,104
09/10	L	0-41	at Tampa Bay	65,569
09/17	L	7-14	N.Y. GIANTS	66,944
09/24	L	14-21	DETROIT	66,944
10/01	W	27-24	at Green Bay	59,869
10/08	L	10-31	NEW ORLEANS	66,944
10/15	L	16-28	MINNESOTA	66,944
10/22	L	9-13	at Philadelphia	65,553
11/05	W	27-24	INDIANAPOLIS	66,944
11/12	L	3-20	at Buffalo	72,420
11/19	W	13-10	TAMPA BAY	66,944
11/26	L	10-17	at N.Y. Jets	77,354
12/03	L	6-28	GREEN BAY	66,944
12/10	W	24-17	NEW ENGLAND	66,944
12/17	L	0-17	at San Francisco	68,306
12/24	W	23-20	at Detroit	71,957

	Bears	Opp
TOTAL FIRST DOWNS	239	297
Rushing	89	106
Passing	143	172
Penalty	7	19
3rd Down: Made/Att	67/222	82/223
3rd Down Pct.	30.2	36.8
4th Down: Made/Att	11/25	12/17
4th Down Pct.	44.0	70.6
POSSESSION AVG.	28:30	31:30
TOTAL NET YARDS	4541	5234
Avg. Per Game	283.8	327.1
Total Plays	993	1035
Avg. Per Play	4.6	5.1
NET YARDS RUSHING	1736	1827
Avg. Per Game	108.5	114.2
Total Rushes	417	469
NET YARDS PASSING	2805	3407
Avg. Per Game	175.3	212.9
Sacked/Yards Lost	34/200	36/230
Gross Yards	3005	3637
Att./Comp.	542/304	530/332
Completion Pct.	56.1	62.6
Had Intercepted	16	11
PUNTS/AVERAGE	96/37.8	91/39.9
NET PUNTING AVG.	96/33.7	91/34.7
PENALTIES/YARDS	90/696	78/727
FUMBLES/BALL LOST	27/13	20/9
TOUCHDOWNS	22	43
Rushing	6	15
Passing	12	25
Returns	4	3

PASSING	Att	Cmp	Yds	Cmp%	Yd/Att	TD	TD%	Int	Int%	Lg	Sack/Lost	Rating
McNown	280	154	1646	55.0	5.88	8	2.9	9	3.2	68t	27/169	68.5
Matthews	178	102	964	57.3	5.42	3	1.7	6	3.4	41	5/24	64.0
Miller	82	47	382	57.3	4.66	1	1.2	1	1.2	34t	2/7	68.2
Aguiar	1	1	13	100.0	13.00	0	0.0	0	0.0	13	0/0	118.8
Hartsell	1	0	0	0.0	0.00	0	0.0	0	0.0	0	0/0	39.6
BEARS	542	304	3005	56.1	5.54	12	2.2	16	3.0	68t	34/200	67.0
OPPONENTS	530	332	3637	62.6	6.86	25	4.7	11	2.1	66	36/230	90.0

Score by Period	1	2	3	4	OT	Tot
BEARS	46	59	52	59	0	216
OPPONENTS	47	117	88	103	0	355

SCORING	TDs:Ru-Pa-R	K-PAT	FG	S	Pts	
Edinger	0	0	0	21/ 21/27	0	84
M. Robinson	5	0	5	0	0	30
Allen	3	2	1	0	0	18
McNown	3	3	0	0	0	18
Booker	2	0	2	0	0	12
Kennison	2	0	2	0	0	12
Allred	1	0	1	0	0	6
Brown	1	0	0	1	0	6
Enis	1	1	0	0	0	6
W. Harris	1	0	0	1	0	6
McQuarters	1	0	0	1	0	6
Parrish	1	0	0	1	0	6
White	1	0	1	0	0	6
BEARS	22	6	12	4	21/21 21/27	0 216
OPPONENTS	43	15	25	3	41/41 18/26	0 355
2-Pt. Conversions: TEAM 0-1, OPPONENTS 1-2.						

RUSHING	No	Yds	Avg	Lg	TD
Allen	290	1120	3.9	29	2
McNown	50	326	6.5	30	3
Enis	36	84	2.3	11t	1
Barnes	15	81	5.4	20	0
Kennison	3	72	24.0	52	0
Matthews	10	35	3.5	14	0
M. Robinson	1	9	9.0	9	0
Milburn	1	6	6.0	6	0
Miller	7	5	0.7	3	0
Ingram	1	1	1.0	1	0
Booker	2	-1	-0.5	5	0
Bates	1	-2	-2.0	-2	0
BEARS	417	1736	4.2	52	6
OPPONENTS	469	1827	3.9	72t	15

RECEIVING	No	Yds	Avg	Lg	TD
M. Robinson	55	738	13.4	68t	5
Kennison	55	549	10.0	26	2
Booker	47	490	10.4	41	2
Allen	39	291	7.5	26	1
Brooks	26	216	8.3	27	0
Sinceno	23	206	9.0	28	0
Ingram	16	109	6.8	25	0
White	10	87	8.7	25t	1
Allred	9	109	12.1	25	1
Enis	8	68	8.5	18	0
Bates	4	42	10.5	18	0
Mayes	4	40	10.0	19	0
Dragos	4	28	7.0	10	0
Wells	1	13	13.0	13	0
Milburn	1	8	8.0	8	0
Barnes	1	7	7.0	7	0
Lyman	1	4	4.0	4	0
BEARS	304	3005	9.9	68t	12
OPPONENTS	332	3637	11.0	66	25

PUNTING	No	Yds	Avg	Net	TB	In	Lg	B
Aguiar	52	2017	38.8	34.9	4	8	56	0
Bartholomew	44	1607	36.5	32.2	3	12	52	0
BEARS	96	3624	37.8	33.7	7	20	56	0
OPPONENTS	91	3629	39.9	34.7	8	29	59	0

INTS	No	Yds	Avg	Lg	TD
Parrish	3	81	27.0	38t	1
W. Harris	2	35	17.5	35t	1
Urlacher	2	19	9.5	19	0
McQuarters	1	61	61.0	61t	1
Brown	1	35	35.0	35t	1
Wells	1	21	21.0	21	0
Azumah	1	2	2.0	2	0
BEARS	11	254	23.1	61t	4
OPPONENTS	16	150	9.4	38t	1

KO RETURNS	No	Yds	Avg	Lg	TD
Milburn	63	1468	23.3	38	0
Enis	2	30	15.0	19	0
Sinceno	1	12	12.0	12	0
Tucker	1	0	0.0	0	0
Tuinei	1	2	2.0	2	0
BEARS	68	1512	22.2	38	0
OPPONENTS	51	1105	21.7	48	0

PUNT RET.	Ret	FC	Yds	Avg	Lg	TD
Milburn	35	26	300	8.6	25	0
W. Harris	1	1	14	14.0	14	0
BEARS	36	27	314	8.7	25	0
OPPONENTS	36	33	251	7.0	25	0

FGs	1-19	20-29	30-39	40-49	50+
Edinger	1/1	5/5	7/9	6/10	2/2
BEARS	1/1	5/5	7/9	6/10	2/2
OPPONENTS	1/1	6/6	3/8	7/9	1/2
Edinger:(29G, 49G) (42N) (49N) () (19G, 42N, 47G) (30N, 38G) (22G) (25G, 33G, 40G) (41G, 37G) (24G) (34G, 38N, 48G) (39G) (32G, 46G) (24G, 47N) () (37G, 50G, 54G)					
OPPONENTS:(35G, 38G, 45G) (50N, 23G, 47G) (34N, 41B, 31B) (32B) (42G) (44G) () (51G, 29G) (19G) (27G, 42G, 39N) (33G) (20G, 46N) () (40G) (33N, 28G) (41G, 26G)					

DEFENSE (Top 10)	T	S	A	FF	FR	PD	Sa	Int
Urlacher	165	103	54	0	1	3	8.0	2
Brown	118	77	41	0	1	6	0.0	1
S. Harris	102	71	29	1	0	0	1.0	0
Parrish	101	64	33	2	0	8	2.0	3
Holdman	87	63	23	1	0	0	0.0	0
T. Smith	82	56	25	1	1	8	0.0	0
B. Robinson	77	52	20	0	0	9	4.5	0
Flanigan	64	30	30	0	1	0	4.0	0
Wells	64	29	34	0	0	1	1.0	1
Daniels	55	29	20	0	1	3	6.0	0

SACKS: Urlacher 8.0, Daniels 6.0, B. Robinson 4.5, Flanigan 4.0, Colvin 3.0, Parrish 2.0, F. Smith 2.0, S. Harris 1.0, Wells 1.0, McQuarters 1.0, Tuinei 1.0, Culpepper 1.0, Wilson 1.0, Simmons 0.5

TEAM 36.0, OPPONENTS 34.0

USUAL STARTERS										RANKINGS			
Offense					Defense					Team Stats	Bears	Avg	Rank
WR.....	Eddie Kennison	RE.....	Phillip Daniels	Total Yards.....	4541	283.8	23					
LT.....	Blake Brockmeyer	RT.....	Mike Wells	Rushing Yards.....	1736	108.5	21					
LG.....	Todd Perry	LT.....	Jim Flanigan	Passing Yards.....	2805	175.3	23					
C.....	Olin Kreutz	LE.....	Bryan Robinson	Points Scored.....	216	13.5	28					
RG.....	Chris Villarrial	WLB.....	Warrick Holdman										
RT.....	James Williams	MLB.....	Brian Urlacher										
TE.....	Kaseem Sinceno	SLB.....	R. Colvin/S. Harris	Total Yards.....	5234	327.1	16					
WR.....	Marcus Robinson	RCB.....	Thomas Smith	Rushing Yards.....	1827	114.2	19					
QB.....	Cade McNown	LCB.....	Walt Harris	Passing Yards.....	3407	212.9	17					
RB.....	James Allen	SS.....	Tony Parrish	Points Scored.....	355	22.2	20					
FB.....	Curtis Enis	FS.....	Mike Brown										



CHICAGO BEARS ALL-TIME RESULTS

2001 CHICAGO BEARS STATISTICS

Record: 13-3, .813

1st Place, NFC Central

Head Coach: Dick Jauron

09/09 L	6-17	at Baltimore	69,365
09/23 W	17-10	MINNESOTA	66,944
10/07 W	31- 3	at Atlanta	47,640
10/14 W	20-13	ARIZONA	66,944
10/21 W	24- 0	at Cincinnati	63,408
10/28 W	37-31 ot	SAN FRANCISCO	66,944
11/04 W	27-21 ot	CLEVELAND	66,944
11/11 L	12-20	GREEN BAY	66,944
11/18 W	27-24	at Tampa Bay	65,612
11/25 W	13- 6	at Minnesota	64,214
12/02 W	13-10	DETROIT	66,944
12/09 L	7-17	at Green Bay	59,869
12/16 W	27- 3	TAMPA BAY	66,944
12/23 W	20-15	at Washington	78,884
12/30 W	24- 0	at Detroit	76,067
01/06 W	33-13	JACKSONVILLE	66,944
PLAYOFFS			
01/19 L	19-33	PHILADELPHIA	66,944

	Bears	Opp
TOTAL FIRST DOWNS	277	277
Rushing	100	71
Passing	153	191
Penalty	24	15
3rd Down: Made/Att	74/225	80/223
3rd Down Pct.	32.9	35.9
4th Down: Made/Att	10/21	4/17
4th Down Pct.	47.6	23.5
POSSESSION AVG.	30:35	29:25
TOTAL NET YARDS	4694	4978
Avg. Per Game	293.4	311.1
Total Plays	1020	1023
Avg. Per Play	4.6	4.9
NET YARDS RUSHING	1742	1313
Avg. Per Game	108.9	82.1
Total Rushes	475	373
NET YARDS PASSING	2952	3665
Avg. Per Game	184.5	229.1
Sacked/Yards Lost	17/120	48/294
Gross Yards	3072	3959
Att./Comp.	528/315	602/355
Completion Pct.	59.7	59.0
Had Intercepted	16	20
PUNTS/AVERAGE	88/42.5	90/40.7
NET PUNTING AVG.	88/37.0	90/32.2
PENALTIES/YARDS	63/622	97/808
FUMBLES/BALL LOST	21/8	34/17
TOUCHDOWNS	37	21
Rushing	12	6
Passing	20	12
Returns	5	3

PASSING	Att	Cmp	Yds	Cmp%	Yd/Att	TD	TD%	Int	Int%	Lg	Sack/Lost	Rating
Miller	395	228	2299	57.7	5.82	13	3.3	10	2.5	66t	11/72	74.9
Matthews	129	84	694	65.1	5.38	5	3.9	6	4.7	34t	6/48	72.3
Booker	2	1	34	50.0	17.00	1	50.0	0	0.0	34t	0/0	135.4
Johnson	1	1	18	100.0	18.00	0	0.0	0	0.0	18	0/0	118.8
Maynard	1	1	27	100.0	27.00	1	100.0	0	0.0	27t	0/0	158.3
BEARS	528	315	3072	59.7	5.82	20	3.8	16	3.0	66t	17/120	76.0
OPPONENTS	602	355	3959	59.0	6.58	12	2.0	20	3.3	60t	48/294	71.4

Score by Period	1	2	3	4	OT	Tot
BEARS	38	96	71	121	12	338
OPPONENTS	48	31	71	53	0	203

SCORING	TDs:Ru-Pa-R			K-PAT	FG	S	Pts
Edinger	0	0	0	034/	34	26/31	0 112
Booker	8	0	8	0			0 48
Thomas	7	7	0	0			0 44
Johnson	4	4	0	0			0 24
Terrell	4	0	4	0			0 24
Allen	2	1	1	0			0 12
Baxter	2	0	2	0			0 12
Brown	2	0	0	2			0 12
M. Robinson	2	0	2	0			0 12
Urlacher	2	0	1	1			0 12
Bates	1	0	1	0			0 6
Harris	1	0	0	1			0 6
McQuarters	1	0	0	1			0 6
Shelton	1	0	1	0			0 6
BEARS	37	12	20	534/	34	26/31	1 338
OPPONENTS	21	6	12	319/	20	18/28	1 203
2-Pt. Conversions: Thomas, TEAM 1-1, OPPONENTS 1-1							

RUSHING	No	Yds	Avg	Lg	TD
Thomas	278	1183	4.3	46	7
Allen	135	469	3.5	19	1
Johnson	20	99	5.0	34	4
Booker	4	8	2.0	13	0
Matthews	4	5	1.3	3	0
Denson	1	4	4.0	4	0
Milburn TM	3	3	1.0	4	0
Maynard	1	-10	-10.0	-10	0
Miller	29	-19	-7	3	0
BEARS	475	1742	3.7	46	12
OPPONENTS	373	1313	3.5	29	6

RECEIVING	No	Yds	Avg	Lg	TD
Booker	100	1071	10.7	66t	8
White	45	428	9.5	32	0
Terrell	34	415	12.2	62	4
Allen	30	203	6.8	34t	1
M. Robinson	23	269	11.7	34t	2
Thomas	22	178	8.1	23	0
Baxter	22	148	6.7	19	2
Shelton	12	76	6.3	16	1
Davis	11	68	6.2	14	0
Bates	9	160	17.8	40	1
Milburn TM	3	9	3.0	7	0
Merritt	2	20	10.0	13	0
Urlacher	1	27	27.0	27t	1
Johnson	1	0	0.0	0	0
BEARS	315	3072	9.8	66t	20
OPPONENTS	355	3959	11.2	60t	12

PUNTING	No	Yds	Avg	Net	TB	In	Lg	B
Maynard	87	3709	42.6	37.0	8	36	60	0
Edinger	1	34	34.0	34.0	0	1	34	0
BEARS	88	3743	42.5	37.0	8	37	60	0
OPPONENTS	90	3662	40.7	32.2	18	21	56	0

INTS	No	Yds	Avg	Lg	TD
Brown	5	81	16.2	33t	2
Urlacher	3	60	20.0	41	0
McQuarters	3	47	15.7	43	0
Parrish	3	36	12.0	26	0
Colvin	2	22	11.0	14	0
Traylor	1	67	67.0	67	0
Harris	1	45	45.0	39t	1
Azumah	1	14	14.0	14	0
Holdman	1	0	0.0	0	0
BEARS	20	372	18.6	67	3
OPPONENTS	16	187	11.7	97t	1

KO RETURNS	No	Yds	Avg	Lg	TD
Denson	23	534	23.2	37	0
Johnson	14	286	20.4	33	0
Milburn TM	6	152	25.3	37	0
Azumah	4	65	16.3	23	0
Dogins	1	6	6.0	6	0
Newkirk	1	8	8.0	8	0
Powell	1	1	1.0	1	0
Terrell	1	8	8.0	0	0
BEARS	52	1060	20.4	37	0
OPPONENTS	66	1353	20.5	39	0

PUNT RET.	Ret	FC	Yds	Avg	Lg	TD
Johnson	28	10	255	9.1	35	0
McQuarters	12	1	96	8.0	16	0
Milburn TM	4	3	33	8.3	20	0
Denson	1	0	5	5.0	5	0
Azumah	0	0	16	---	16	0
BEARS	45	14	405	9.0	35	0
OPPONENTS	45	14	327	7.3	32	0

FGs	1-19	20-29	30-39	40-49	50+
Edinger	0/0	6/7	7/8	13/16	0/0
BEARS	0/0	6/7	7/8	13/16	0/0
OPPONENTS	0/0	7/7	5/7	6/14	0/0
Edinger:(20G,43N,46G)(45G)(48N,42G)(46G,43G)(48G,43N)() () (37G,47G,38G,41G)(26G,40G)(30G,43G)(46G,26G,39N)(23N)(30G,46G)(39G,37G)(38G)(47G,23G,25G,22G)					
OPPONENTS:(46N,37G)(20G)(44N,44G)(40G,47G)(39N)(44B,40G)() (40G,31G)(25G,38G,26G,48N)(44G,21G)(45N,48N,36G,40N)(41N,27G)(25G)(34G,26G)() (36B)					

DEFENSE (Top 10)	T	S	A	FF	FR	PD	Sa	Int
Urlacher	148	92	46	1	2	4	6.0	3
Holdman	145	101	39	3	0	6	1.5	1
McQuarters	89	57	25	1	1	21	1.0	3
Brown	86	48	34	2	1	13	3.0	5
Parrish	80	47	28	0	2	7	1.0	3
Colvin	79	42	20	2	1	5	10.5	2
Robinson	72	39	25	2	1	12	4.5	0
Daniels	72	32	23	3	2	10	9.0	0
Harris	70	47	22	2	2	10	0.0	1
Green	68	46	19	2	0	4	3.0	0
SACKS: Colvin 10.5, Daniels 9.0, Urlacher 6.0, B. Robinson 4.5, Brown 3.0, Green 3.0, Azumah 2.0, Boone 2.0, Traylor 2.0, Holdman 1.5, Washington 1.5, McQuarters 1.0, Newkirk 1.0, Parrish 1.0								
TEAM 48.0, OPPONENTS 17.0								

USUAL STARTERS

Offense

WR.....Dez White
LT.....Blake Brockmeyer
LG.....Rex Tucker
C.....Olin Kreutz
RG.....Chris Villarrial
RT.....James Williams
TE.....Fred Baxter
WR.....Marty Booker
QB.....Jim Miller
RB.....Anthony Thomas
FB.....Daimon Shelton

Defense

RE.....Phillip Daniels
RT.....Keith Traylor
LT.....Ted Washington
LE.....Bryan Robinson
WLB.....Warrick Holdman
MLB.....Brian Urlacher
SLB.....Rosevelt Colvin
RCB.....R.W. McQuarters
LCB.....Walt Harris
SS.....Tony Parrish
FS.....Mike Brown

RANKINGS

Team Stats

Total Yards.....4694.....293.4.....26t
Rushing Yards.....1742.....108.9.....17
Passing Yards.....2952.....184.5.....24
Points Scored.....338.....21.1.....11

Opp

Total Yards.....4978.....311.1.....15
Rushing Yards.....1313.....82.1.....2
Passing Yards.....3665.....229.1.....29
Points Scored.....203.....12.7.....1

2002 CHICAGO BEARS STATISTICS

Record: 4-12, .250
3rd Place, NFC North
Head Coach: Dick Jauron

09/08	W	27-23	MINNESOTA	63,226
09/15	W	14-13	at Atlanta	68,081
09/22	L	23-29	NEW ORLEANS	63,216
09/29	L	27-33	ot at Buffalo	72,780
10/07	L	21-34	GREEN BAY	63,226
10/20	L	20-23	ot at Detroit	60,421
10/27	L	7-25	at Minnesota	64,122
11/03	L	13-19	PHILADELPHIA	54,049
11/10	L	30-33	NEW ENGLAND	63,105
11/18	L	16-21	at St. Louis	66,250
11/24	W	20-17	DETROIT	62,375
12/01	L	20-30	at Green Bay	64,196
12/09	L	9-27	at Miami	73,609
12/15	W	20-13	NY JETS	62,226
12/22	L	14-24	at Carolina	72,602
12/29	L	0-15	TAMPA BAY	55,832

	Bears	Opp
TOTAL FIRST DOWNS	260	328
Rushing	79	110
Passing	156	185
Penalty	25	33
3rd Down: Made/Att	71/210	85/230
3rd Down Pct.	33.8	37.0
4th Down: Made/Att	10/21	9/15
4th Down Pct.	47.6	60.0
POSSESSION AVG.	27:42	32:18
TOTAL NET YARDS	4395	5606
Avg. Per Game	274.7	350.4
Total Plays	969	1086
Avg. Per Play	4.5	5.2
NET YARDS RUSHING	1344	2076
Avg. Per Game	84.0	129.8
Total Rushes	382	504
NET YARDS PASSING	3051	3530
Avg. Per Game	190.7	220.6
Sacked/Yards Lost	44/265	35/252
Gross Yards	3316	3782
Att./Comp.	543/310	547/335
Completion Pct.	57.1	61.2
Had Intercepted	18	9
PUNTS/AVERAGE	87/42.3	78/41.8
NET PUNTING AVG.	87/37.4	78/34.1
PENALTIES/YARDS	95/864	115/935
FUMBLES/BALL LOST	29/17	35/19
TOUCHDOWNS	31	38
Rushing	8	13
Passing	22	24
Returns	1	1

PASSING	Att	Cmp	Yds	Cmp%	Yd/Att	TD	TD%	Int	Int%	Lg	Sack/Lost	Rating
Miller	314	180	1944	57.3	6.19	13	4.1	9	2.9	54	16/101	77.5
Chandler	161	103	1023	64.0	6.35	4	2.5	4	2.5	76t	23/144	79.8
Burris	51	18	207	35.3	4.06	3	5.9	5	9.8	45t	4/20	28.4
Sauter	9	6	59	66.7	6.56	0	0.0	0	0.0	31	0/0	85.0
Booker	5	1	44	20.0	8.80	1	20.0	0	0.0	44t	0/0	103.3
L. Johnson	1	1	27	100.0	27.0	0	0.0	0	0.0	27	1/0	118.8
Maynard	1	1	12	100.0	12.0	1	100.0	0	0.0	12t	0/0	156.3
Urlacher	1	0	0	0.0	0.00	0	0.0	0	0.0	0	0/0	39.6
BEARS	543	310	3316	57.1	6.11	22	4.1	18	3.3	76t	44/265	74.8
OPPONENTS	547	335	3782	61.2	6.91	24	4.4	9	1.6	85t	35/252	89.7

Score by Period	1	2	3	4	OT	Tot
BEARS	45	93	61	79	3	281
OPPONENTS	41	148	92	89	9	379

SCORING	TDs:Ru-Pa-R	K-PAT	FG	S	Pts		
Edinger	0	0	0	29/29	22/28	0	95
Booker	6	0	6	0		0	36
Thomas	6	6	0	0		0	36
White	4	0	4	0		0	24
Davis	3	0	3	0		0	18
M. Robinson	3	0	3	0		0	18
Terrell	3	0	3	0		0	18
Lyman	2	0	2	0		0	12
M. Brown	1	0	0	1		0	6
L. Johnson	1	1	0	0		0	6
Peterson	1	1	0	0		0	6
Pritchett	1	0	1	0		0	6

BEARS	31	8	22	1	29/29	22/28	0	281
OPPONENTS	38	13	24	1	34/34	37/44	1	379

2-Pt. Conversions: TEAM 0-2, OPPONENTS; 2-3.

RUSHING	No	Yds	Avg	Lg	TD
Thomas	214	721	3.4	34	6
L. Johnson	103	329	3.2	23	1
Burris	15	104	6.9	17	0
Peterson	19	101	5.3	14	1
Chandler	10	32	3.2	14	0
Maynard	1	20	20.0	20	0
Miller	13	11	0.8	5	0
White	3	11	3.7	21	0
Sauter	2	8	4.0	7	0
Merritt	1	5	5.0	5	0
Pritchett	1	2	2.0	2	0
BEARS	382	1344	3.5	34	8
OPPONENTS	504	2076	4.1	63t	13

RECEIVING	No	Yds	Avg	Lg	TD
Booker	97	1189	12.3	54	6
White	51	656	12.9	76t	4
Thomas	24	163	6.8	19	0
M. Robinson	21	244	11.6	45t	3
Davis	20	193	9.7	37	3
Pritchett	19	165	8.7	24	1
L. Johnson	16	125	7.8	31	0
Lyman	14	121	8.6	21	2
Merritt	14	100	7.1	25	0
Gilmore	10	130	13.0	30	0
Terrell	9	127	14.1	52	3
Shelton	7	34	4.9	8	0
Baxter	5	51	10.2	22	0
Peterson	3	18	6.0	16	0
BEARS	310	3316	10.7	76t	22
OPPONENTS	335	3782	11.3	85t	24

PUNTING	No	Yds	Avg	Net	TB	In	Lg	B
Maynard	87	3679	42.3	37.4	2	26	75	0
BEARS	87	3679	42.3	37.4	2	26	75	0
OPPONENTS	78	3260	41.8	34.1	12	24	67	1

INTS	No	Yds	Avg	Lg	TD
M. Brown	3	16	5.3	16	0
Austin	2	0	0.0	0	0
Moore	1	35	35.0	35	0
McQuarters	1	33	33.0	33	0
Howard	1	9	9.0	9	0
Urlacher	1	0	0.0	0	0
Azumah	0	18	---	18	0
BEARS	9	111	12.3	35	0
OPPONENTS	18	258	14.3	72t	1

KO RETURNS	No	Yds	Avg	Lg	TD
Merritt	45	1029	22.9	63	0
L. Johnson	21	418	19.9	35	0
Abdullah	9	182	20.2	35	0
Sutherland	3	49	16.3	18	0
Peterson	2	37	18.5	21	0
White	2	47	23.5	27	0
Shelton	1	0	0.0	0	0
BEARS	83	1762	21.2	63	0
OPPONENTS	61	1361	22.3	67	0

PUNT RET.	Ret	FC	Yds	Avg	Lg	TD
L. Johnson	28	10	288	10.3	30	0
Merritt	10	2	71	7.1	18	0
BEARS	38	12	359	9.4	30	0
OPPONENTS	46	19	386	8.4	57	0

FGs	1-19	20-29	30-39	40-49	50+
Edinger	0/0	4/4	5/6	8/10	5/8
BEARS	0/0	4/4	5/6	8/10	5/8
OPPONENTS	0/0	17/18	11/13	8/9	1/4
Edinger:	(49G,49G,43N)(50N)(31G,25G,58N,25G)(46G,24G)()	(53G,42G)()	(30G,53G)(39G,40G,32G)(37G,48G,50G)(35N,22G,40G)(52N)(52G)(53G,48G)(48B)()		
OPPONENTS:	(30G,22G,42G)(50N,37G,27G,45N)()	(48G,49G,39B)(49G,28B,36N,35G,50N)(55N,30G,24G,48G)(44G,24G,24G)(23G,36G,27G,22G)(57G,31G,42G,25G)()	(22G)(21G,31G,27G)(23G,29G)(42G,28G)(25G)(30G,32G,33G,26G,33G)		

DEFENSE (Top 10)	T	S	A	FF	FR	PD	Sa	Int
Urlacher	214	159	55	19	2	2	4.5	1
Green	138	89	49	5	0	2	1.0	0
M. Brown	111	71	40	2	1	2	0.0	3
Azumah	92	73	19	2	2	0	1.0	0
Colvin	72	58	14	8	3	1	10.5	0
Caldwell	69	49	20	1	0	1	3.0	0
Daniels	64	40	24	3	0	1	5.5	0
Howard	57	43	14	2	0	0	0.5	1
McQuarters	51	38	13	1	0	1	0.0	1
A. Brown	49	32	17	3	3	3	2.5	0
SACKS:	Colvin 10.5, Daniels 5.5, Urlacher 4.5, Caldwell 3.0, A. Brown 2.5, Boone 1.5, Knight 1.5, Azumah 1.0, Green 1.0, B. Robinson 1.0, Traylor 1.0, Howard 0.5, Tafoya 0.5							
TEAM	35.0	OPPONENTS	44.0					

USUAL STARTERS												RANKINGS		
Offense						Defense						Team Stats	Bears	Avg Rank
WR.....	Dez White	RE.....	Alex Brown	Total Yards.....	4395	RT.....	Keith Traylor	Rushing Yards.....	1344			Passing Yards.....	3051	29
LT.....	Mike Gandy	LT.....	Bryan Robinson	Points Scored.....	281	LG.....	Kevin Dogins							32
LG.....	Kevin Dogins	LE.....	Phillip Daniels			C.....	Olin Kreutz							24
C.....	Olin Kreutz	WLB.....	Bobbie Howard			RG.....	Chris Villarrial							27
RT.....	James Williams	MLB.....	Brian Urlacher			TE.....	John Davis							
TE.....	John Davis	SLB.....	Rosevelt Colvin			WR.....	Marty Booker							
QB.....	Jim Miller	RCB.....	Jerry Azumah			QB.....	Anthony Thomas							
RB.....	Anthony Thomas	LCB.....	R.W. McQuarters			FB.....	Daimon Shelton							
FB.....	Daimon Shelton	SS.....	Mike Green											
		FS.....	Mike Brown											



CHICAGO BEARS ALL-TIME RESULTS

2003 CHICAGO BEARS STATISTICS

Record: 7-9, .438

3rd Place, NFC North

Head Coach: Dick Jauron

09/07	L	7-49	at San Francisco	67,554
09/14	L	13-24	at Minnesota	64,144
09/29	L	23-38	GREEN BAY	61,500
10/05	W	24-21	OAKLAND	61,099
10/12	L	13-20	at New Orleans	68,390
10/19	L	17-24	at Seattle	65,671
10/26	W	24-16	DETROIT	61,428
11/02	W	20-7	SAN DIEGO	61,500
11/09	L	10-12	at Detroit	61,492
11/16	L	21-23	ST. LOUIS	61,820
11/23	W	19-10	at Denver	75,540
11/30	W	28-3	ARIZONA	61,550
12/07	L	21-34	at Green Bay	70,458
12/14	W	13-10	MINNESOTA	61,804
12/21	W	27-24	WASHINGTON	61,719
12/28	L	3-31	at Kansas City	78,413

	Bears	Opp
TOTAL FIRST DOWNS	264	289
Rushing	104	104
Passing	143	156
Penalty	17	29
3rd Down: Made/Att	77/228	84/213
3rd Down Pct.	33.8	39.4
4th Down: Made/Att	15/23	6/15
4th Down Pct.	65.2	40.0
POSSESSION AVG.	29:39	30:21
TOTAL NET YARDS	4380	4947
Avg. Per Game	273.8	309.2
Total Plays	1001	992
Avg. Per Play	4.4	5.0
NET YARDS RUSHING	1763	1865
Avg. Per Game	110.2	116.6
Total Rushes	443	449
NET YARDS PASSING	2617	3082
Avg. Per Game	163.6	192.6
Sacked/Yards Lost	43/288	18/105
Gross Yards	2905	3187
Att./Comp.	515/271	525/326
Completion Pct.	52.6	62.1
Had Intercepted	20	15
PUNTS/AVERAGE	81/40.2	76/40.4
NET PUNTING AVG.	81/34.6	76/33.3
PENALTIES/YARDS	92/806	93/746
FUMBLES/BALL LOST	25/9	19/5
TOUCHDOWNS	29	36
Rushing	13	13
Passing	12	20
Returns	4	3

PASSING	Att	Cmp	Yds	Cmp%	Yd/Att	TD	TD%	Int	Int%	Lg	Sack/Lost	Rating
Stewart	251	126	1418	50.2	5.65	7	2.8	12	4.8	61t	25/146	56.8
Chandler	192	107	1050	55.7	5.47	3	1.6	7	3.6	37	14/101	61.3
Grossman	72	38	437	52.8	6.07	2	2.8	1	1.4	59t	4/41	74.8
BEARS	515	271	2905	52.6	5.64	12	2.3	20	3.9	61t	43/288	61.0
OPPONENTS	525	326	3187	62.1	6.07	20	3.8	15	2.9	51	18/105	79.9

Score by Period	1	2	3	4	OT	Tot
BEARS	46	76	53	108	0	283
OPPONENTS	69	109	50	118	0	346

SCORING	TDs: Ru-Pa-R	K-PAT	FG	S	Pts
Edinger	0	0	0	0	27/27 26/36 0 105
Thomas	6	6	0	0	0 36
Booker	4	0	4	0	0 24
Stewart	3	3	0	0	1 20
White	3	0	3	0	0 18
Azumah	2	0	0	2	0 12
Clark	2	0	2	0	0 12
Forsey	2	2	0	0	0 12
Gage	2	0	2	0	0 12
Pritchett	2	2	0	0	0 12
Briggs	1	0	0	1	0 6
McQuarters	1	0	0	1	0 6
Terrell	1	0	1	0	0 6
Chandler	0	0	0	0	1 2
BEARS	29	13	12	4	27/27 26/36 2 283
OPPONENTS	36	13	20	3	31/33 31/38 3 346
2-Pt. Conversions: TEAM 2-2, OPPONENTS: 3-3.					

RUSHING	No	Yds	Avg	Lg	TD
Thomas	244	1024	4.2	67t	6
Stewart	59	290	4.9	25	3
Forsey	50	191	3.8	17	2
Peterson	22	70	3.2	10	0
Pritchett	21	93	4.4	18	2
Abdullah	18	37	2.1	10	0
Chandler	14	35	2.5	11	0
Wade	5	14	2.8	6	0
White	2	13	6.5	12	0
Terrell	1	4	4.0	4	0
Maynard	1	0	0.0	0	0
Grossman	3	-1	-0.3	0	0
Booker	3	-7	-2.3	1	0
BEARS	443	1763	4.0	67t	13
OPPONENTS	449	1865	4.2	60t	13

RECEIVING	No	Yds	Avg	Lg	TD
Booker	52	715	13.8	61t	4
White	49	583	11.9	49	3
Clark	44	433	9.8	31	2
Terrell	43	361	8.4	35	1
Pritchett	18	83	4.6	20	0
Gage	17	338	19.9	57	2
Wade	12	137	11.4	24	0
Lyman	11	80	7.3	12	0
Thomas	9	36	4.0	9	0
Abdullah	8	55	6.9	17	0
Merritt	3	50	16.7	25	0
Forsey	3	37	12.3	22	0
Peterson	1	5	5.0	5	0
Kreutz	1	-8	-8.0	-8	0
BEARS	271	2905	10.7	61t	12
OPPONENTS	326	3187	9.8	51	20

PUNTING	No	Yds	Avg	Net	TB	In	Lg	B
Maynard	79	3258	41.2	34.6	9	23	53	2
BEARS	81	3258	40.2	34.6	9	23	53	2
OPPONENTS	76	3073	40.4	33.3	4	21	62	0

INTS	No	Yds	Avg	Lg	TD
Azumah	4	44	11.0	25	0
Tillman	4	27	6.8	32	0
McQuarters	2	72	36.0	43	0
M. Brown	2	0	0.0	0	0
Briggs	1	45	45.0	45t	1
Green	1	3	3.0	3	0
A. Brown	1	0	0.0	0	0
BEARS	15	191	12.7	45t	1
OPPONENTS	20	390	19.5	90t	2

KO RETURNS	No	Yds	Avg	Lg	TD
Azumah	41	1191	29.0	89t	2
Merritt	20	405	20.3	35	0
Abdullah	5	62	12.4	17	0
Tafoya	4	55	13.8	19	0
Gilmore	3	25	8.3	11	0
BEARS	73	1738	23.8	89t	2
OPPONENTS	64	1367	21.4	96t	1

PUNT RET.	Ret	FC	Yds	Avg	Lg	TD
McQuarters	37	12	452	12.2	60t	1
Wade	2	1	9	4.5	10	0
BEARS	39	13	461	11.8	60t	1
OPPONENTS	36	13	277	7.7	35	0

FGs	1-19	20-29	30-39	40-49	50+
Edinger	1/1	4/4	9/13	9/14	3/4
BEARS	1/1	4/4	9/13	9/14	3/4
OPPONENTS	0/0	12/12	12/14	6/9	1/3
Edinger: () (42G,43G)(31G,38G,41G)(35G,50G,48G)(28G,31G)(50G,35G,40G)(37G,32B)(38G,22G)(43G,48B,41N)(34N)(33G,23G,54G,47G)(44N,43N)() (38G,22G,46N)(19G,30N,33N,45G)(52N,48G)					
OPPONENTS: (22G,29G,28G,24G,26G)(23G,53N)(34G)(36G,39G,32G,33G,47B,49G)(38N,50G,30G)(50N,45G)() (46N)(24G,25G,30G,48G)(41G,44G,31G)(40N)(32G)(24G,38G,35G,45G)(22G)(27G,31N)(38G)					

DEFENSE	(Top 10)	T	S	A	FF	FR	PD	Sa	Int
Urlacher	153	112	41	0	0	0	3	2.5	0
Azumah	90	65	25	0	0	0	10	1.0	4
Tillman	89	64	25	1	0	0	14	1.0	4
Briggs	81	62	19	0	0	5	0.0	1	1
M. Brown	81	57	24	0	0	6	0.0	2	2
A. Brown	79	61	18	2	1	4	5.5	1	1
Holdman	79	56	23	1	0	0	0.0	0	0
Daniels	64	46	18	1	0	4	2.5	0	0
Gray	62	42	20	0	1	6	1.0	0	0
Green	48	31	17	0	0	3	0.5	1	1
SACKS: A. Brown 5.5, Daniels 2.5, Urlacher 2.5, Haynes 2.0, Azumah 1.0, Boone 1.0, Gray 1.0, Robinson 1.0, Tillman 1.0, Green 0.5									
TEAM: 18.0, OPPONENTS: 43.0									

USUAL STARTERS

Offense	Defense
WR.....Dez White	RE.....Alex Brown
LT.....Mike Gandy	RT.....Bryan Robinson
LG.....Steve Edwards	LT.....Keith Traylor
C.....Olin Kreutz	LE.....Phillip Daniels
RG.....Chris Villarrial	WLB.....Warrick Holdman
RT.....Aaron Gibson	MLB.....Brian Urlacher
TE.....Desmond Clark	SLB.....Lance Briggs
WR.....Marty Booker	RCB.....Jerry Azumah
QB.....Kordell Stewart	LCB.....Charles Tillman
RB.....Anthony Thomas	SS.....Bobby Gray
FB.....Stanley Pritchett	FS.....Mike Brown

RANKINGS

Team Stats	Bears	Avg	Rank
Total Yards	4380	273.8	28
Rushing Yards	1763	110.2	18
Passing Yards	2617	163.6	30
Points Scored	283	17.7	t23
	Opp	Avg	Rank
Total Yards	4947	309.2	14
Rushing Yards	1865	116.6	16
Passing Yards	3082	192.6	13
Points Scored	346	18.1	15

2004 CHICAGO BEARS STATISTICS

Record: 5-11, .312

4th Place, NFC North

Head Coach: Lovie Smith

09/12	L	16-20	DETROIT	61,535
09/19	W	21-10	at Green Bay	70,688
09/26	L	22-27	at Minnesota	64,163
10/03	L	9-19	PHILADELPHIA	61,894
10/17	L	10-13	WASHINGTON	61,945
10/24	L	7-19	at Tampa Bay	65,550
10/31	W	23-13	SAN FRANCISCO	62,054
11/07	W	28-21	at NY Giants	78,786
11/14	W	19-17	ot at Tennessee	68,932
11/21	L	10-41	INDIANAPOLIS	61,908
11/25	L	7-21	at Dallas	64,026
12/05	W	24-14	MINNESOTA	62,051
12/12	L	3-22	at Jacksonville	67,572
12/19	L	5-24	HOUSTON	62,122
12/26	L	13-19	at Detroit	61,924
01/02	L	14-31	GREEN BAY	62,197

	Bears	Opp
TOTAL FIRST DOWNS	230	302
Rushing	84	109
Passing	121	165
Penalty	25	28
3rd Down: Made/Att	56/223	67/220
3rd Down Pct.	25.1	30.5
4th Down: Made/Att	6/19	4/15
4th Down Pct.	31.6	26.7
POSSESSION AVG.	28:20	31:40
TOTAL NET YARDS	3816	5390
Avg. Per Game	238.5	336.9
Total Plays	967	1046
Avg. Per Play	3.9	5.2
NET YARDS RUSHING	1624	2050
Avg. Per Game	101.5	128.1
Total Rushes	430	496
NET YARDS PASSING	2192	3340
Avg. Per Game	137.0	208.8
Sacked/Yards Lost	66/449	35/173
Gross Yards	2641	3513
Att./Comp.	471/249	515/287
Completion Pct.	52.9	55.7
Had Intercepted	16	17
PUNTS/AVERAGE	110/42.6	92/40.4
NET PUNTING AVG.	110/38.3	92/32.0
PENALTIES/YARDS	124/956	120/914
FUMBLES/BALL LOST	35/21	21/12
TOUCHDOWNS	26	36
Rushing	10	9
Passing	9	23
Returns	7	4

PASSING	Att	Cmp	Yds	Cmp%	Yd/Att	TD	TD%	Int	Int%	Lg	Sack/Lost	Rating
Hutchinson	161	92	903	57.1	5.61	4	2.5	3	1.9	63	23/160	73.6
Krenzel	127	59	718	46.5	5.65	3	2.4	6	4.7	49t	23/158	52.5
Quinn	98	51	413	52.0	4.21	1	1.0	3	3.1	32	15/109	53.7
Grossman	84	47	607	56.0	7.23	1	1.2	3	3.6	40	5/22	67.9
Edinger	1	0	0	0.0	0.00	0	0.0	0	0.0	0	0/0	39.6
BEARS	471	249	2641	52.9	5.61	9	1.9	16	3.4	63	66/449	61.7
OPPONENTS	515	287	3513	55.7	6.82	23	4.5	17	3.3	69	35/173	78.1

Score by Period	1	2	3	4	OT	Tot
BEARS	34	80	36	79	2	231
OPPONENTS	78	117	50	86	0	331

SCORING	TDs:Ru-Pa-R	K-PAT	FG	S	Pts		
Edinger	0	0	0	22/22	15/24	0	105
T. Jones	7	7	0	0	0	42	
Berrian	2	0	2	0	0	12	
B. Johnson	2	0	2	0	0	12	
McKie	2	0	2	0	0	12	
McQuarters	2	0	0	2	0	12	
Thomas	2	2	0	0	0	12	
Azumah	1	0	0	1	0	6	
Briggs	1	0	0	1	0	6	
M. Brown	1	0	0	1	0	6	
Clark	1	0	1	0	0	6	
Grossman	1	1	0	0	0	6	
Haynes	1	0	0	1	0	6	
Lyman	1	0	1	0	0	6	
Terrell	1	0	1	0	0	6	
Vasher	1	0	0	1	0	6	
Krenzel	0	0	0	0	0	2	
Ogunleye	0	0	0	0	1	2	
BEARS	26	10	9	7	22/22	15/24	3 231
OPPONENTS	36	9	23	4	35/35	26/36	1 331

2-Pt. Conversions: Krenzel, TEAM 1-4, OPPONENTS: 0-1.

RUSHING	No	Yds	Avg	Lg	TD
T. Jones	240	948	4.0	54	7
Thomas	122	404	3.3	41t	2
Wade	12	76	6.3	14	0
Grossman	11	48	4.4	8	1
Krenzel	18	41	2.3	12	0
Quinn	3	35	11.7	23	0
Berrian	8	28	3.5	25	0
Peterson	6	19	3.2	13	0
Hutchinson	6	14	2.3	11	0
Terrell	3	10	3.3	20	0
McKie	1	1	1.0	1	0
BEARS	430	1624	3.8	54	10
OPPONENTS	496	2050	4.1	40	9

RECEIVING	No	Yds	Avg	Lg	TD
T. Jones	56	427	7.6	45	0
Terrell	42	699	16.6	63	1
Wade	42	481	11.5	40	0
Clark	24	282	11.8	31	1
Thomas	17	132	7.8	30	0
Berrian	15	225	15.0	49t	2
B. Johnson	14	55	3.9	14	2
McKie	13	70	5.4	15t	2
Gage	12	156	13.0	32	0
Lyman	11	73	6.6	13	1
Peterson	2	30	15.0	30	0
Gilmore	1	11	11.0	11	0
BEARS	249	2641	10.6	63	9
OPPONENTS	287	3513	12.2	69	23

PUNTING	No	Yds	Avg	Net	TB	In	Lg	B
Maynard	108	4638	42.9	38.7	5	34	58	0
Edinger	2	53	26.5	18.0	0	1	30	0
BEARS	110	4691	42.6	38.3	5	35	58	0
OPPONENTS	92	3713	40.4	32.0	13	18	57	0

INTS	No	Yds	Avg	Lg	TD
Vasher	5	177	35.4	71t	1
Azumah	4	128	32.0	70t	1
McQuarters	2	85	42.5	45t	1
Green	2	0	0.0	0	0
Haynes	1	45	45.0	45t	1
Urlacher	1	42	42.0	42	0
Briggs	1	38	38.0	38t	1
Gray	1	31	31.0	31	0
BEARS	17	546	32.1	71t	5
OPPONENTS	16	222	13.9	45	1

KO RETURNS	No	Yds	Avg	Lg	TD
Azumah	42	924	22.0	73	0
Berrian	17	385	22.6	41	0
D. Jones	6	112	18.7	23	0
McKie	3	65	21.7	25	0
Peterson	3	57	19.0	22	0
McQuarters	2	46	23.0	37	0
B. Johnson	1	18	18.0	18	0
BEARS	74	1607	21.7	73	0
OPPONENTS	54	1160	21.5	43	0

PUNT RET.	Ret	FC	Yds	Avg	Lg	TD
McQuarters	44	13	435	9.9	75t	1
Berrian	2	2	10	5.0	12	0
Gage	0	0	56	--	56	0
Gray	0	0	9	--	9	0
BEARS	46	15	510	11.1	75t	1
OPPONENTS	57	21	380	6.7	29	0

FGs	1-19	20-29	30-39	40-49	50+
Edinger	0/0	6/7	2/5	4/7	3/5
BEARS	0/0	6/7	2/5	4/7	3/5
OPPONENTS	0/0	11/11	6/8	7/11	2/6
Edinger:	(27B)	(45N)	(34G,23G,39N,32G)	(25G)	(46G)
	(46G)	(52G,45G,53N,27G)	(22G,21G)	(39N,29G)	(51G)
	(48N)	(53G,52N)	(47N,42G)	(39N,43G)	(1)
OPPONENTS:	(27G,21G)	(25G,45N)	(46N,42G,24G)	(51G,42G,42G,40G,39N,45N)	(41G,26G)
	(22G,22G)	(48G,51G,50N)	(58N,33G,52B)	(34G,20G)	(52N)
	(38N)	(30G,25G)	(42N,20G)	(31G,39G,34G,40G)	(20G)

DEFENSE	T	S	A	FF	FR	PD	Sa	Int
(Top 10)								
Briggs	168	112	56	0	0	5	0.5	1
Green	132	84	48	1	4	11	1.5	2
Urlacher	105	57	48	2	0	3	5.5	1
Hillenmeyer	90	50	40	1	1	1	2.5	0
McQuarters	80	59	21	0	1	8	2.0	2
Scott	77	41	36	1	1	2	2.0	0
A. Brown	73	43	30	2	1	4	6.0	0
T. Johnson	72	53	19	0	1	4	0.0	0
Harris	58	33	25	1	0	0	3.5	0
Azumah	56	45	11	3	0	7	1.5	4
SACKS:	A. Brown 6.0, Urlacher 5.5, Ogunleye 5.0, Harris 3.5, Boone 2.5, Hillenmeyer 2.5, Haynes 2.0, Scott 2.0, Azumah 1.5, Green 1.5, Idonije 1.0, Worrell 1.0, Briggs 0.5, Ta. Johnson 0.5							
TEAM:	35.0, OPPONENTS:	66.0						

USUAL STARTERS											
Offense						Defense					
WR.....David Terrell						RE.....Alex Brown					
LT.....Qasim Mitchell						RT.....Ian Scott					
LG.....Ruben Brown						LT.....Tommie Harris					
C.....Olin Kreutz						LE.....Adewale Ogunleye					
RG.....Steve Edwards						WLB.....Lance Briggs					
RT.....John Tait						MLB.....Brian Urlacher					
TE.....Desmond Clark						SLB.....Hunter Hillenmeyer					
WR.....Bobby Wade						RCB.....Jerry Azumah					
QB.....Chad Hutchinson						LCB.....Charles Tillman					
RB.....Thomas Jones						SS.....Mike Green					
FB.....Bryan Johnson						FS.....Todd Johnson					

RANKINGS			
Team Stats	Bears	Avg	Rank
Total Yards.....	3816	238.5	32
Rushing Yards.....	1624	101.5	25
Passing Yards.....	2192	137.0	32
Points Scored.....	231	14.4	32
Opp			
Team Stats	Bears	Avg	Rank
Total Yards.....	5390	336.9	21
Rushing Yards.....	2050	128.1	25
Passing Yards.....	3340	208.8	15
Points Scored.....	331	20.7	13



CHICAGO BEARS ALL-TIME RESULTS

2005 CHICAGO BEARS STATISTICS

Record: 11-5, .688

1st Place, NFC North

Head Coach: Lovie Smith

09/11	L	7-9	at Washington	67,554
09/18	W	38-6	DETROIT	64,144
09/25	L	7-24	CINCINNATI	61,500
10/09	L	10-20	at Cleveland	61,099
10/16	W	28-3	MINNESOTA	68,390
10/23	W	10-6	BALTIMORE	65,671
10/30	W	19-13	at Detroit	61,428
11/06	W	20-17	at New Orleans	61,500
11/13	W	17-9	SAN FRANCISCO	61,492
11/20	W	13-3	CAROLINA	61,820
11/27	W	13-10	at Tampa Bay	75,540
12/04	W	19-7	GREEN BAY	61,550
12/11	L	9-21	at Pittsburgh	70,458
12/18	W	16-3	ATLANTA	61,804
12/25	W	24-17	at Green Bay	61,719
01/01	L	10-34	at Minnesota	78,413
PLAYOFFS				
01/15	L	21-29	CAROLINA	62,209

	Bears	Opp
TOTAL FIRST DOWNS	233	259
Rushing	99	83
Passing	111	153
Penalty	23	23
3rd Down: Made/Att	62/215	76/238
3rd Down Pct.	28.8	31.9
4th Down: Made/Att	7/16	6/20
4th Down Pct.	43.8	30.0
POSSESSION AVG.	28:41	31:19
TOTAL NET YARDS	4101	4509
Avg. Per Game	256.3	281.8
Total Plays	937	1034
Avg. Per Play	4.4	4.4
NET YARDS RUSHING	2099	1637
Avg. Per Game	131.2	102.3
Total Rushes	488	443
NET YARDS PASSING	2002	2872
Avg. Per Game	125.1	179.5
Sacked/Yards Lost	31/199	41/275
Gross Yards	2201	3147
Att./Comp.	418/219	550/313
Completion Pct.	52.4	56.9
Had Intercepted	15	24
PUNTS/AVERAGE	98/40.5	97/41.1
NET PUNTING AVG.	98/35.0	97/35.1
PENALTIES/YARDS	105/850	118/1016
FUMBLES/BALL LOST	32/13	26/10
TOUCHDOWNS	28	20
Rushing	11	9
Passing	11	10
Returns	6	1

PASSING	Att	Cmp	Yds	Cmp%	Yd/Att	TD	TD%	Int	Int%	Lg	Sack/Lost	Rating
Orton	368	190	1869	51.6	5.08	9	2.4	13	3.5	54	30/190	59.7
Grossman	39	20	259	51.3	6.64	1	2.6	2	5.1	54	1/9	59.7
Blake	9	8	55	88.9	6.11	1	11.1	0	0.0	17	0/0	129.2
Maynard	2	1	18	50.0	9.00	0	0.0	0	0.0	18	0/0	81.3
BEARS	418	219	2201	52.4	5.27	11	2.6	15	3.6	54	31/199	61.5
OPPONENTS	550	313	3147	56.9	5.72	10	1.8	24	4.4	56	41/275	61.2

Score by Period	1	2	3	4	OT	Tot
BEARS	54	82	54	64	6	260
OPPONENTS	35	69	34	64	0	202

SCORING	Tds:Ru-Pa-R	K-PAT	FG	S	Pts
Gould	0	0	0	0	19/20 21/27 0 82
Jones	9	9	0	0	0 54
Muhammad	4	0	4	0	0 24
Clark	2	0	2	0	0 12
M. Edwards	2	0	2	0	0 12
Gage	2	0	2	0	0 12
Peterson	2	2	0	0	0 12
Vasher	2	0	0	2	0 12
Brien	0	0	0	0	7/7 1/4 0 10
Briggs	1	0	0	1	0 6
M. Brown	1	0	0	1	0 6
Gilmore	1	0	1	0	0 6
Tillman	1	0	0	1	0 6
Wade	1	0	0	1	0 6

BEARS	28	11	11	6	26/27 22/31 0 260
OPPONENTS	20	9	10	1	19/20 21/29 0 202

2-Pt. Conversions: TEAM 0-0, OPPONENTS: 0-0.

RUSHING	No	Yds	Avg	Lg	TD
Jones	314	1335	4.3	42	9
Peterson	76	391	5.1	36	2
Benson	67	272	4.1	36	0
Orton	24	44	1.8	15	0
Berrian	2	31	15.5	37	0
McKie	3	22	7.3	13	0
B. Johnson	1	5	5.0	5	0
Blake	1	-1	-1.0	-1	0
BEARS	488	2099	4.3	42	11
OPPONENTS	443	1637	3.7	61t	9

RECEIVING	No	Yds	Avg	Lg	TD
Muhammad	64	750	11.7	33	4
Gage	31	346	11.2	25	2
Jones	26	143	5.5	41	0
Clark	24	229	9.5	31	2
Bradley	18	230	12.8	54	0
Berrian	13	246	18.9	54	0
Wade	10	80	8.0	17	0
M. Edwards	10	66	6.6	13	2
Peterson	7	48	6.9	18	0
B. Johnson	5	15	3.0	7	0
McKie	4	15	3.8	11	0
Reid	3	20	6.7	10	0
Berlin	2	9	4.5	9	0
Benson	1	3	3.0	3	0
Gilmore	1	1	1.0	1t	1
BEARS	219	2201	10.1	54	11
OPPONENTS	313	3147	10.1	56	10

PUNTING	No	Yds	Avg	Net	TB	In	Lg	B
Maynard	96	3937	41.0	35.3	11	24	63	1
Gould	1	28	28.0	9.0	0	0	28	0
BEARS	98	3965	40.5	35.0	11	24	63	1
OPPONENTS	97	3982	41.1	35.1	8	27	59	0

INTS	No	Yds	Avg	Lg	TD
Vasher	8	145	18.1	46	1
Tillman	5	172	34.4	95	1
M. Brown	3	116	38.7	72	1
C. Harris	3	44	14.7	44	0
Briggs	2	30	15.0	20	1
Green	1	14	14.0	14	0
Scott	1	3	3.0	3	0
Hillenmeyer	1	0	0.0	0	0
BEARS	24	524	21.8	95	4
OPPONENTS	15	66	4.4	25	0

KO RETURNS	No	Yds	Avg	Lg	TD
Azumah	32	705	22.0	40	0
Davis	11	251	22.8	34	0
Bradley	4	70	17.5	23	0
McKie	3	29	9.7	17	0
Peterson	2	32	16.0	19	0
Gilmore	1	5	5.0	5	0
Idonije	1	0	0.0	0	0
Vasher	1	0	0.0	0	0
BEARS	55	1092	19.9	40	0
OPPONENTS	63	1255	19.9	45	0

PUNT RET.	Ret	FC	Yds	Avg	Lg	TD
Wade	33	9	317	9.6	73t	1
Berrian	8	3	69	8.6	24	0
Davis	5	1	31	6.2	21	0
BEARS	46	13	417	9.1	73t	1
OPPONENTS	39	13	312	8.0	85t	1

FGs	1-19	20-29	30-39	40-49	50+
Gould	0/0	9/9	9/10	3/8	0/0
Brien	0/0	0/0	0/2	1/2	0/0
BEARS	0/0	9/9	9/12	4/10	0/0
OPPONENTS	2/2	7/8	7/10	4/6	1/3
Gould:	(())(44G,48N)((23G,47N)(38G,20G)				
	(35G,47N,28G)(39N,37G)(33G,39G)(25G,36G)				
	(21G,40G,25G,35G,43N)(29G)(35G,29G,39G,44N)				
	(45G)(22G)				
Brien:	((48G,48N,36N)(39N)(())(())(())(())(())(())				
OPPONENTS:	(40G,43G,19G)((33G)(19G,44G)				
	(52N,23G,32B)(40G,29G)(46N,32G,30G)(22G)				
	(30G,52N,34G,29G)(46N,38G)(27G,29N)(())(30G)				
	(38N,39N,26G)(54G,27G)				

DEFENSE	T	S	A	FF	FR	PD	Sa	Int
Urlacher	171	101	70	1	0	7	6.0	0
Briggs	170	86	84	3	2	13	2.0	2
Tillman	104	84	20	4	0	18	1.0	5
M. Brown	89	67	22	1	0	6	1.0	3
Ogunleye	77	48	29	3	1	4	10.0	0
A. Brown	75	48	27	3	0	8	6.0	0
Hillenmeyer	71	38	33	0	0	2	1.0	1
C. Harris	70	43	27	0	1	8	1.0	3
T. Harris	59	38	21	2	2	0	3.0	0
Vasher	57	43	14	1	0	18	0.0	8
SACKS:	Ogunleye 10.0, A. Brown 6.0, Urlacher 6.0, Ta. Johnson 5.0, T. Harris 3.0, Briggs 2.0, Boone 1.5, Haynes 1.5, Azumah 1.0, M. Brown 1.0, C. Harris 1.0, Hillenmeyer 1.0, Idonije 1.0, Tillman 1.0							
TEAM:	41.0, OPPONENTS: 31.0							

USUAL STARTERS

Offense

WR.....Muhsin Muhammad
LT.....John Tait
LG.....Ruben Brown
C.....Olin Kreutz
RG.....Terrence Metcalf
RT.....Fred Miller
TE.....Desmond Clark
WR.....Justin Gage
QB.....Kyle Orton
RB.....Thomas Jones
FB.....Bryan Johnson

Defense

RE.....Alex Brown
RT.....Ian Scott
LT.....Tommie Harris
LE.....Adewale Ogunleye
WLB.....Lance Briggs
MLB.....Brian Urlacher
SLB.....Hunter Hillenmeyer
RCB.....Nathan Vasher
LCB.....Charles Tillman
SS.....Mike Brown
FS.....Chris Harris

RANKINGS

Team Stats

	Bears	Avg	Rank
Total Yards	4101	256.3	29
Rushing Yards	2099	131.2	8
Passing Yards	2002	125.1	31
Points Scored	260	16.3	26t

Opp

	Opp	Avg	Rank
Total Yards	4509	281.8	2
Rushing Yards	1637	102.3	11
Passing Yards	2872	179.5	5
Points Scored	202	12.6	1

2006 CHICAGO BEARS STATISTICS

Record: 13-3, .812
1st Place, NFC North
Head Coach: Lovie Smith

09/10	W	26-0	at Green Bay	70,918
09/17	W	34-7	DETROIT	62,181
09/24	W	19-16	at Minnesota	63,754
10/01	W	37-6	SEATTLE	62,225
10/08	W	40-7	BUFFALO	62,206
10/16	W	24-23	at Arizona	63,977
10/29	W	41-10	SAN FRANCISCO	62,200
11/05	L	13-31	MIAMI	62,206
11/12	W	38-20	at NY Giants	78,641
11/19	W	10-0	at NY Jets	77,632
11/26	L	13-17	at New England	68,756
12/03	W	23-13	MINNESOTA	62,221
12/11	W	42-27	at St. Louis	66,234
12/17	W	34-31	ot TAMPA BAY	62,260
12/24	W	26-21	at Detroit	60,665
12/31	L	7-26	GREEN BAY	62,287
PLAYOFFS				
01/14	W	27-24	ot SEATTLE	62,184
01/21	W	39-14	NEW ORLEANS	61,817
02/04*L	W	17-29	Indianapolis	74,512
*Super Bowl XLI at Dolphin Stadium in Miami				

	Bears	Opp
TOTAL FIRST DOWNS	300	258
Rushing	103	77
Passing	161	159
Penalty	36	22
3rd Down: Made/Att	85/231	74/239
3rd Down Pct.	36.8	31.0
4th Down: Made/Att	9/13	10/16
4th Down Pct.	69.2	62.5
POSSESSION AVG.	30:34	29:26
TOTAL NET YARDS	5199	4706
Avg. Per Game	324.9	294.1
Total Plays	1042	1023
Avg. Per Play	5.0	4.6
NET YARDS RUSHING	1918	1590
Avg. Per Game	119.9	99.4
Total Rushes	503	402
NET YARDS PASSING	3281	3116
Avg. Per Game	205.1	194.8
Sacked/Yards Lost	25/165	40/272
Gross Yards	3446	3388
Att./Comp.	514/282	581/328
Completion Pct.	54.9	56.5
Had Intercepted	22	24
PUNTS/AVERAGE	77/44.2	100/43.7
NET PUNTING AVG.	77/37.6	100/35.2
PENALTIES/YARDS	112/923	132/1084
FUMBLES/BALL LOST	26/14	32/20
TOUCHDOWNS	47	29
Rushing	14	7
Passing	24	18
Returns	9	4

PASSING	Att	Cmp	Yds	Cmp%	Yd/Att	TD	TD%	Int	Int%	Lg	Sack/Lost	Rating
Grossman	480	262	3193	54.6	6.65	23	4.8	20	4.2	62	21/142	73.9
Griese	32	18	220	56.3	6.88	1	3.1	2	6.3	75t	3/22	62.0
Jones	1	1	-4	100.0	-4.00	0	0.0	0	0.0	-4	1/1	79.2
Maynard	1	1	37	100.0	37.00	0	0.0	0	0.0	37	0/0	118.8
BEARS	514	282	3446	54.9	6.70	24	4.7	22	4.3	75t	25/165	73.5
OPPONENTS	581	328	3388	56.5	5.83	18	3.1	24	4.1	64t	40/272	66.5

Score by Period	1	2	3	4	OT	Tot
BEARS	73	140	101	110	3	427
OPPONENTS	47	71	48	89	0	255

SCORING	TDs:Ru-Pa-R	K-PAT	FG	S	Pts	
Gould	0	0	0	47/47	32/36	0 143
Benson	6	6	0	0	0	36
Berrian	6	0	6	0	0	36
Clark	6	0	6	0	0	36
Hester	6	0	0	6	0	36
Jones	6	6	0	0	0	36
Muhammad	5	0	5	0	0	30
Bradley	3	0	3	0	0	18
Davis	2	0	2	0	0	12
Gilmore	2	0	2	0	0	12
Peterson	2	2	0	0	0	12
M. Brown	1	0	0	1	0	6
R. Manning	1	0	0	1	0	6
Tillman	1	0	0	1	0	6
Ta. Johnson	0	0	0	0	1	2
BEARS	47	14	24	9	47/47	32/36 1 427
OPPONENTS	29	7	18	4	27/28	18/27 0 255
2-Pt. Conversions: TEAM 0-0, OPPONENTS: 0-1						

RUSHING	No	Yds	Avg	Lg	TD
Jones	296	1210	4.1	30t	6
Benson	157	647	4.1	30	6
Peterson	10	41	4.1	11	2
McKie	8	18	2.3	7	0
Berrian	2	5	2.5	5	0
Grossman	24	2	0.1	22	0
Griese	6	-5	-0.8	0	0
BEARS	503	1918	3.8	30t	14
OPPONENTS	402	1590	4.0	53	7

RECEIVING	No	Yds	Avg	Lg	TD
Muhammad	60	863	14.4	40	5
Berrian	51	775	15.2	62	6
Clark	45	626	13.9	33	6
Jones	36	154	4.3	21	0
McKie	25	162	6.5	26	0
Davis	22	303	13.8	31	2
Bradley	14	282	20.1	75t	3
Benson	8	54	6.8	22	0
Peterson	6	88	14.7	37	0
Gilmore	6	38	6.3	18	2
Gage	4	68	17.0	34	0
Reid	4	37	9.3	19	0
Grossman	1	-4	-4.0	-4	0
BEARS	282	3446	12.2	75t	24
OPPONENTS	328	3388	10.3	64t	18

PUNTING	No	Yds	Avg	Net	TB	In	Lg	B
Maynard	77	3404	44.2	37.6	7	24	65	0
BEARS	77	3404	44.2	37.6	7	24	65	0
OPPONENTS	100	4368	43.7	35.2	12	23	67	0

INTS	No	Yds	Avg	Lg	TD
R. Manning	5	113	22.6	54t	1
Tillman	5	32	6.4	13	0
Urlacher	3	38	12.7	36	0
Vasher	3	11	3.7	7	0
D. Manning	2	26	13.0	15	0
A. Brown	2	22	11.0	18	0
C. Harris	2	19	9.5	16	0
Briggs	2	18	9.0	18	0
BEARS	24	524	21.8	54t	1
OPPONENTS	22	321	14.6	55t	4

KO RETURNS	No	Yds	Avg	Lg	TD
Davis	32	753	23.5	42	0
Hester	20	528	26.4	96t	2
Peterson	3	49	16.3	25	0
D. Manning	1	20	20.0	20	0
McClover	1	9	9.0	9	0
McKie	1	11	11.0	11	0
Muhammad	1	3	3.0	3	0
BEARS	59	1373	23.3	96t	2
OPPONENTS	83	1730	20.8	35	0

PUNT RET.	Ret	FC	Yds	Avg	Lg	TD
Hester	47	12	600	12.8	84t	3
Berrian	2	0	7	3.5	7	0
Wesley	1	0	0	0.0	0	0
BEARS	50	12	607	12.1	84t	3
OPPONENTS	38	14	367	9.7	48	0

FGs	1-19	20-29	30-39	40-49	50+
Gould	0/0	6/6	14/16	12/14	0/0
BEARS	0/0	6/6	14/16	12/14	0/0
OPPONENTS	0/0	9/9	2/5	6/9	1/4
Gould: (40G,39G,28G,30G)(32G,45G) (41G,24G,31G,49G)(36G,20G,41G) (42G,43G,32G,41G)(23G)(43G,36G)(38G,38G) (49G)(20G)(45B,46G,32G)(37N,49N) (38G,37N,25G)(36G,36G,39G,44G)(OPPONENTS: (53N)(40N)(31G,26G,41G)(23G,24G) (52N,41G,28G,29G,40N)(23G)(37B,20G) (33N,46G,40G,52N)(52G)(23G,30G)(48N)(45G) (32N,25G,46G)					

DEFENSE	(Top 10)									
	T	S	A	FF	FR	PD	Sa	Int		
Urlacher	185	93	92	1	1	8	0.0	3		
Briggs	176	117	59	4	1	9	1.0	2		
Tillman	88	67	21	1	1	11	0.0	5		
D. Manning	80	46	34	4	1	5	0.0	2		
A. Brown	71	44	27	3	2	2	7.0	2		
Hillenmeyer	68	32	36	0	1	3	0.0	0		
Ogunleye	58	34	24	1	3	1	6.5	0		
R. Manning	55	41	14	1	0	5	2.0	5		
C. Harris	54	42	12	0	0	2	0.0	2		
Anderson	48	35	13	4	1	2	12.0	0		
SACKS: Anderson 12.0, A. Brown 7.0, Ogunleye 6.5, T. Harris 5.0, Ta. Johnson 3.5, Boone 2.0, R. Manning 2.0, Briggs 1.0, Worrell 1.0										
TEAM: 40.0, OPPONENTS: 25.0										

USUAL STARTERS					RANKINGS				
Offense			Defense		Team Stats	Bears	Avg	Rank	
WR.....	Muhsin Muhammad		RE.....	Alex Brown	Total Yards.....	5199	324.9	15	
LT.....	John Tait		RT.....	Tank Johnson	Rushing Yards.....	1918	119.9	15	
LG.....	Ruben Brown		LT.....	Tommie Harris	Passing Yards.....	3281	205.1	14	
C.....	Olin Kreutz		LE.....	Adewale Ogunleye	Points Scored.....	427	26.7	2t	
RG.....	Roberto Garza		WLB.....	Lance Briggs					
RT.....	Fred Miller		MLB.....	Brian Urlacher					
TE.....	Desmond Clark		SLB.....	Hunter Hillenmeyer	Total Yards.....	4706	294.1	5	
WR.....	Bernard Berrian		RCB.....	Nathan Vasher	Rushing Yards.....	1590	99.4	6	
QB.....	Rex Grossman		LCB.....	Charles Tillman	Passing Yards.....	3116	194.8	11	
RB.....	Thomas Jones		SS.....	Mike Brown	Points Scored.....	255	15.9	3	
FB.....	Jason McKie		FS.....	Danieal Manning					



CHICAGO BEARS ALL-TIME RESULTS

2007 CHICAGO BEARS STATISTICS

Record: 7-9, .438

4th Place, NFC North
Head Coach: Lovie Smith

09/09	L	3-14	at San Diego	67,837
09/16	W	20-10	KANSAS CITY	62,095
09/23	L	10-34	DALLAS	62,099
09/30	L	27-37	at Detroit	60,811
10/07	W	27-20	at Green Bay	70,904
10/14	L	31-34	MINNESOTA	62,174
10/21	W	19-16	at Philadelphia	67,806
10/28	L	7-16	DETROIT	62,171
11/11	W	17-6	at Oakland	62,715
11/18	L	23-30	at Seattle	68,249
11/25	W	37-34	ot DENVER	62,148
12/02	L	16-21	NY GIANTS	62,244
12/06	L	16-24	at Washington	82,213
12/17	L	13-20	at Minnesota	63,800
12/23	W	35-7	GREEN BAY	62,272
12/30	W	33-25	NEW ORLEANS	62,064

	Bears	Opp
TOTAL FIRST DOWNS	266	305
Rushing	74	100
Passing	168	185
Penalty	24	20
3rd Down: Made/Att	81/238	73/223
3rd Down Pct.	34.0	32.7
4th Down: Made/Att	7/16	8/13
4th Down Pct.	43.8	61.5
POSSESSION AVG.	28:22	31:38
TOTAL NET YARDS	4692	5675
Avg. Per Game	293.3	354.7
Total Plays	1035	1036
Avg. Per Play	4.5	5.5
NET YARDS RUSHING	1330	1967
Avg. Per Game	83.1	122.9
Total Rushes	423	454
NET YARDS PASSING	3362	3708
Avg. Per Game	210.1	231.8
Sacked/Yards Lost	43/339	41/245
Gross Yards	3701	3953
Att./Comp.	569/327	541/343
Completion Pct.	57.5	63.4
Had Intercepted	21	16
PUNTS/AVERAGE	94/41.9	94/40.5
NET PUNTING AVG.	37.2	32.3
PENALTIES/YARDS	111/839	92/670
FUMBLES/BALL LOST	34/13	34/17
TOUCHDOWNS	34	39
Rushing	8	17
Passing	18	19
Returns	8	3

PASSING	Att	Cmp	Yds	Cmp%	Yd/Att	TD	TD%	Int	Int%	Lg	Sack/Lost	Rating
Griese	262	161	1803	61.5	6.88	10	3.8	12	4.6	81t	15/114	75.6
Grossman	225	122	1411	54.2	6.27	4	1.8	7	3.1	59t	25/198	66.4
Orton	80	43	478	53.8	5.98	3	3.8	2	2.5	55t	2/12	73.9
Gould	1	0	0	0.0	0.0	0	0.0	0	0.0	0	0/0	39.6
Peterson	1	1	9	100.0	9.00	1	100.0	0	0.0	9t	0/0	143.8
Hester	0	0	0	0.0	0.0	0	0.0	0	0.0	0	1/15	-
BEARS	569	327	3701	57.5	6.50	18	3.2	21	3.7	81t	43/339	72.2
OPPONENTS	541	343	3953	63.4	7.31	19	3.5	16	3.0	71	41/245	84.7

Score by Period	1	2	3	4	OT	Tot
BEARS	46	97	85	103	3	334
OPPONENTS	33	110	68	137	0	348

SCORING	TDs:Ru-Pa-R			K-PAT	FG	S	Pts
Gould	0	0	0	0	33/33	31/36	0 126
Hester	8	0	2	6			0 48
Berrian	5	0	5	0			0 30
Benson	4	4	0	0			0 24
Clark	4	0	4	0			0 24
Muhammad	3	0	3	0			0 18
Peterson	3	3	0	0			0 18
Olsen	2	0	2	0			0 14
Bradley	1	0	1	0			0 6
Graham	1	0	0	1			0 6
McKie	1	1	0	0			0 6
St. Clair	1	0	1	0			0 6
Urlacher	1	0	0	1			0 6
BEARS	34	8	18	833/33	31/36	1	334
OPPONENTS	39	17	19	3	35/37	25/33	0 348
2-Pt. Conversions: Olsen, TEAM 1-1,							
OPPONENTS: 2-2.							

RUSHING	No	Yds	Avg	Lg	TD
Benson	196	674	3.4	43t	4
Peterson	151	510	3.4	21	3
Wolfe	31	85	2.7	25	0
Griese	13	28	2.2	9	0
Grossman	14	27	1.9	12	0
McKie	6	17	2.8	6	1
Orton	5	-1	-2	1	0
Hester	7	-10	-1.4	5	0
BEARS	423	1330	3.1	43t	8
OPPONENTS	454	1967	4.3	73t	17

RECEIVING	No	Yds	Avg	Lg	TD
Berrian	71	951	13.4	59t	5
Peterson	51	420	8.2	30	0
Clark	44	545	12.4	52	4
Muhammad	40	570	14.3	44	3
Olsen	39	391	10.0	31	2
Hester	20	299	15.0	81t	2
Davis	17	165	9.7	36	0
Benson	17	123	7.2	19	0
Wolfe	9	117	13.0	33	0
McKie	9	33	3.7	10	0
Bradley	6	71	11.8	19t	1
Gilmore	3	14	4.7	7	0
St. Clair	1	2	2.0	2t	1
BEARS	327	3701	11.3	81t	18
OPPONENTS	343	3953	11.5	71	19

PUNTING	No	Yds	Avg	Net	TB	In	Lg	B
Maynard	88	3682	41.8	37.4	9	27	56	0
Johnson	4	199	49.8	39.3	1	1	60	0
Gould	2	53	26.5	26.5	0	1	28	0
BEARS	94	3934	41.9	37.2	10	29	60	0
OPPONENTS	94	3808	40.5	32.3	6	23	64	3

INTS	No	Yds	Avg	Lg	TD
Urlacher	5	101	20.2	85t	1
Tillman	3	24	8.0	20	0
D. Manning	2	33	16.5	33	0
McGowan	2	5	2.5	5	0
Vasher	1	34	34.0	34	0
M. Brown	1	27	27.0	27	0
A. Brown	1	7	7.0	7	0
Archuleta	1	4	4.0	4	0
BEARS	16	235	14.7	85t	1
OPPONENTS	21	285	13.6	64t	2

KO RETURNS	No	Yds	Avg	Lg	TD
Hester	43	934	21.7	97t	2
Davis	12	168	14.0	34	0
Gilmore	3	25	8.3	15	0
D.Manning	3	61	20.3	21	0
Peterson	3	17	5.7	14	0
Idonije	2	2	1.0	2	0
Wolfe	1	27	27.0	27	0
BEARS	67	1234	18.4	97t	2
OPPONENTS	71	1370	19.3	65	1

PUNT RET.	Ret	FC	Yds	Avg	Lg	TD
Hester	42	6	651	15.5	89t	4
Idonije	1	0	0	0.0	0	0
McGowan	1	0	0	0.0	0	0
BEARS	44	6	651	14.8	89t	4
OPPONENTS	40	19	236	5.9	25	0

FGs	1-19	20-29	30-39	40-49	50+
Gould	0/0	7/7	12/13	12/14	0/2
BEARS	0/0	7/7	12/13	12/14	0/2
OPPONENTS	0/0	7/9	6/9	9/12	3/3
Gould: (27G)(47G,38G)(20G)(52B,49G,41G) (44G,36G)(32G)(39N,31G,22G,41G,45G)(40N) (32G,53N)(31G,47G,48G)(24G,44G,39G) (35G,46G,41G)(48B,30G,22G,21G)(29G,47G) (31G,35G)(39G) OPPONENTS: (33B)(45G,48B)(30G,23B,44G) (49G,39B)(37G,37G)(48G,55G)(24G,33G,37G) (26G,52G,29N,20G)(37G,52G)(44N,40G,23G,46G) (23G,22G)(47N,37N,23G)(42G,48G)(48G)					

DEFENSE	(Top 10)	T	S	A	FF	FR	PD	Sa	Int
Urlacher	158	98	60	0	2	5	5.0	5	
Briggs	140	80	60	2	1	1	0.0	0	
Hillenmeyer	101	60	41	1	1	2	0.0	0	
D. Manning	98	70	28	0	0	2	2.0	2	
Tillman	83	64	19	4	0	5	3.0	3	
McGowan	80	52	28	1	1	1	2.0	2	
Ogunleye	70	38	32	6	3	3	0.0	0	
Archuleta	64	45	19	0	1	1	1.0	1	
A. Brown	58	20	38	2	2	5	1.0	1	
R. Manning, Jr.	51	36	15	0	1	1	0.0	0	
SACKS: Ogunleye 9.0, Harris 8.0, Anderson 5.0, Urlacher 5.0, A. Brown 4.5, Archuleta 2.0, Briggs 2.0, R. Manning 1.0, Vasher 1.0, Walker 1.0, Williams 1.0, Team 1.0, Adams 0.5									
TEAM: 41.0, OPPONENTS: 43.0									

USUAL STARTERS

Offense

WR.....Muhsin Muhammad
LT.....John Tait
LG.....Ruben Brown
C.....Olin Kreutz
RG.....Roberto Garza
RT.....Fred Miller
TE.....Desmond Clark
WR.....Bernard Berrian
QB.....Rex Grossman
RB.....Cedric Benson
FB.....Jason McKie

Defense

RE.....Mark Anderson
RT.....Anthony Adams
LT.....Tommie Harris
LE.....Adewale Ogunleye
WLB.....Lance Briggs
MLB.....Brian Urlacher
SLB.....Hunter Hillenmeyer
RCB.....Trumaine McBride
LCB.....Charles Tillman
SS.....Adam Archuleta
FS.....Daniele Manning

RANKINGS

Team Stats

	Bears	Avg	Rank
Total Yards	4692	293.3	27
Rushing Yards	1330	83.1	30
Passing Yards	3362	210.1	15
Points Scored	334	20.9	18t

Opp Avg Rank

	Opp	Avg	Rank
Total Yards	5675	354.7	28
Rushing Yards	1967	122.9	24
Passing Yards	3708	231.8	27
Points Scored	348	21.7	16

2008 CHICAGO BEARS STATISTICS

Record: 9-7, .563
2nd Place, NFC North
Head Coach: Lovie Smith

09/07	W	29-13	at Indianapolis	66,822
09/14	L	17-20	at Carolina	73,828
09/21	L	24-27	ot TAMPA BAY	62,051
09/28	W	24-20	PHILADELPHIA	62,099
10/05	W	34-7	at Detroit	59,790
10/12	L	20-22	at Atlanta	64,096
10/19	W	48-41	MINNESOTA	62,235
11/02	W	27-23	DETROIT	62,188
11/09	L	14-21	TENNESSEE	62,124
11/16	L	3-37	at Green Bay	71,040
11/23	W	27-3	at St. Louis	61,994
11/30	L	14-34	at Minnesota	63,722
12/07	W	23-10	JACKSONVILLE	61,736
12/11	W	27-24	ot NEW ORLEANS	61,692
12/22	W	20-17	ot GREEN BAY	62,151
12/28	L	24-31	at Houston	70,838

	Bears	Opp
TOTAL FIRST DOWNS	264	314
Rushing	98	93
Passing	153	208
Penalty	13	13
3rd Down: Made/Att	78/219	81/232
3rd Down Pct.	35.6	34.9
4th Down: Made/Att	6/14	10/21
4th Down Pct.	42.9	47.6
POSSESSION AVG.	28:07	31:53
TOTAL NET YARDS	4734	5355
Avg. Per Game	295.9	334.7
Total Plays	991	1087
Avg. Per Play	4.8	4.9
NET YARDS RUSHING	1673	1496
Avg. Per Game	104.6	93.5
Total Rushes	434	437
NET YARDS PASSING	3061	3859
Avg. Per Game	191.3	241.2
Sacked/Yards Lost	29/168	28/217
Gross Yards	3229	4076
Att./Comp.	528/304	622/383
Completion Pct.	57.6	61.6
Had Intercepted	14	22
PUNTS/AVERAGE	96/41.2	83/42.5
NET PUNTING AVG.	96/38.1	83/37.4
PENALTIES/YARDS	78/610	100/827
FUMBLES/BALL LOST	19/13	17/10
TOUCHDOWNS	42	39
Rushing	15	16
Passing	20	21
Returns	7	2

PASSING	Att	Cmp	Yds	Cmp%	Yd/Att	TD	TD%	Int	Int%	Lg	Sack/Lost	Rating
Orton	465	272	2972	58.5	6.39	18	3.9	12	2.6	65t	27/160	79.6
Grossman	62	32	257	51.6	4.15	2	3.2	2	3.2	29	2/8	59.7
Maynard	1	0	0	0.0	0.00	0	0.0	0	0.0	0	0/0	39.6
BEARS	528	304	3229	57.6	6.12	20	3.8	14	2.7	65t	29/168	77.1
OPPONENTS	622	383	4076	61.6	6.55	21	3.4	22	3.5	99t	28/217	77.2

Score by Period	1	2	3	4	OT	Tot
BEARS	109	101	88	71	6	375
OPPONENTS	47	128	72	100	3	350

SCORING	TDs:Ru-Pa-R	K-PAT	FG	S	Pts	
Gould	0	0	0	41/41 26/29	0	119
Forté	12	8	4	0	0	72
Olsen	5	0	5	0	0	30
Lloyd	3	0	2	1	0	20
R. Davis	3	0	2	1	0	18
Hester	3	0	3	0	0	18
McKie	3	2	1	0	0	18
Orton	3	3	0	0	0	18
Booker	2	0	2	0	0	12
Grossman	2	2	0	0	0	12
Bowman	1	0	0	1	0	6
Briggs	1	0	0	1	0	6
Clark	1	0	1	0	0	6
Manning	1	0	0	1	0	6
Tillman	1	0	0	1	0	6
Wolfe	1	0	0	1	0	6
Ogunleye	0	0	0	0	1	2

BEARS	42	15	20	7	41/41	26/29	1	375
OPPONENTS	39	16	21	2	38/39	26/33	0	350

2-Pt. Conversions: Lloyd, TEAM 1-1,
OPPONENTS: 0-0.

RUSHING	No	Yds	Avg	Lg	TD
Forté	316	1238	3.9	50t	8
Jones	34	109	3.2	16	0
Peterson	20	100	5.0	16	0
Wolfe	15	69	4.6	38	0
Hester	6	61	10.2	20	0
Orton	24	49	2.0	12	3
McKie	11	26	2.4	6	2
Davis	3	14	4.7	17	0
Grossman	3	4	1.3	2	2
Booker	1	3	3.0	3	0
Davis	1	0	0.0	0	0
BEARS	434	1673	3.9	50t	15
OPPONENTS	437	1496	3.4	59	16

RECEIVING	No	Yds	Avg	Lg	TD
Forté	63	477	7.6	19	4
Olsen	54	574	10.6	52	5
Hester	51	665	13.0	65t	3
Clark	41	367	9.0	35	1
Davis	35	445	12.7	36	2
Lloyd	26	364	14.0	32	2
Booker	14	211	15.1	51t	2
McKie	11	64	5.8	12	1
Peterson	6	45	7.5	19	0
Jones	2	5	2.5	3	0
Davis	1	12	12.0	12	0
BEARS	304	3229	10.6	65t	20
OPPONENTS	383	4076	10.6	99t	21

PUNTING	No	Yds	Avg	Net	TB	In	Lg	B
Maynard	96	3957	41.2	38.1	5	40	67	0
BEARS	96	3957	41.2	38.1	5	40	67	0
OPPONENTS	83	3525	42.5	37.4	8	22	65	2

INTS	No	Yds	Avg	Lg	TD
Payne	4	147	36.8	50	0
Tillman	3	52	17.3	26t	1
Briggs	3	12	4.0	9	0
Urlacher	2	11	5.5	11	0
M. Brown	2	0	0.0	0	0
Steltz	1	44	44.0	44	0
Manning	1	42	42.0	42	0
Graham	1	6	6.0	6	0
Bowman	1	0	0.0	0	0
McBride	1	0	0.0	0	0
Ogunleye	1	0	0.0	0	0
Vasher	1	0	0.0	0	0
A. Brown	1	-2	-2.0	-2	0
BEARS	22	312	14.2	50	1
OPPONENTS	14	219	15.6	45t	1

KO RETURNS	No	Yds	Avg	Lg	TD
Manning	36	1070	29.7	83t	1
Hester	31	679	21.9	51	0
Wolfe	5	98	19.6	33	0
McKie	2	38	19.0	20	0
K. Davis	1	13	13.0	13	0
R. Davis	1	10	10.0	10	0
Peterson	1	11	11.0	11	0
BEARS	77	1919	24.9	83t	1
OPPONENTS	68	1656	24.4	85	0

PUNT RET.	Ret	FC	Yds	Avg	Lg	TD
Hester	32	14	198	6.2	25	0
Vasher	6	1	46	7.7	18	0
Bennett	1	0	17	17.0	17	0
BEARS	39	15	261	6.7	25	0
OPPONENTS	36	27	203	5.6	31	0

FGs	1-19	20-29	30-39	40-49	50+
Gould	0/0	6/6	12/12	8/11	0/0
BEARS	0/0	6/6	12/12	8/11	0/0
OPPONENTS	0/0	8/8	8/10	8/12	2/3
Gould:	(41G,25G)(26G)(40G,43G,28G,49N)(41G)(37G,45G)(36G,32G)(26G,42B,48G)(36G,41G)(48B)(35G)(43G,38G)(22G,36G,35G)(28G,35G)(31G,38G)(37G)				
OPPONENTS:	(39G,34G)(37G,45G)(35G,21G)(50N,47N,24G,31G)(29G,48G,32G,41G,33N,48G)(42G,23G)(52G)(49N)(53G,33G,45G)(40N,43G)(23G,27G)(42G)(30G)(46N,28G,38B)(22G)				

DEFENSE	(Top 10)	T	S	A	FF	FR	PD	Sa	Int
Briggs	136	83	53	1	2	7	0.5	3	
Payne	129	73	56	0	0	5	1.0	4	
Urlacher	107	69	38	0	1	6	0.0	2	
M. Brown	101	63	38	0	0	4	1.0	2	
Graham	93	73	20	1	1	6	0.0	1	
Tillman	91	79	12	4	0	16	0.0	3	
Ogunleye	58	34	24	0	0	4	5.0	1	
Roach	40	25	15	0	0	1	0.0	0	
Dvoracek	40	16	24	0	0	1	0.0	0	
A. Brown	39	19	20	1	1	1	6.0	1	

SACKS: A. Brown 6.0, Harris 5.0, Ogunleye 5.0, Idonije 3.5, Harrison 2.0, Anderson 1.0, M. Brown 1.0, Hillenmeyer 1.0, Manning 1.0, Payne 1.0, TEAM 1.0, Briggs 0.5
TEAM: 28.0, OPPONENTS: 29.0

USUAL STARTERS				RANKINGS			
Offense		Defense		Team Stats	Bears	Avg	Rank
WR.....	Rashied Davis	RE.....	Alex Brown	Total Yards.....	4734	295.9	26
LT.....	John St. Clair	NT.....	Dusty Dvoracek	Rushing Yards.....	1673	104.6	24
LG.....	Josh Beekman	DT.....	Tommie Harris	Passing Yards.....	3061	191.3	21
C.....	Olin Kreutz	LE.....	Adewale Ogunleye	Points Scored.....	375	23.4	14t
RG.....	Roberto Garza	WLB.....	Lance Briggs				
RT.....	John Tait	MLB.....	Brian Urlacher				
TE.....	Desmond Clark	SLB.....	Nick Roach				
WR.....	Brandon Lloyd	RCB.....	Corey Graham				
QB.....	Kyle Orton	LCB.....	Charles Tillman				
RB.....	Matt Forté	SS.....	Kevin Payne				
FB.....	Jason McKie	FS.....	Mike Brown				



CHICAGO BEARS ALL-TIME RESULTS

2009 CHICAGO BEARS STATISTICS

Record: 7-9, .438

3rd Place, NFC North

Head Coach: Lovie Smith

09/13	L	15-21	at Green Bay	70,920
09/20	W	17-14	PITTSBURGH	62,231
09/27	W	25-19	at Seattle	67,938
10/04	W	48-24	DETROIT	62,192
10/18	L	14-21	at Atlanta	68,082
10/25	L	10-45	at Cincinnati	64,900
11/01	W	30-6	CLEVELAND	62,262
11/08	L	21-41	ARIZONA	62,309
11/12	L	6-10	at San Francisco	69,732
11/22	L	20-24	PHILADELPHIA	62,421
11/29	L	10-36	at Minnesota	63,854
12/06	W	17-9	ST. LOUIS	61,892
12/13	L	14-21	GREEN BAY	62,214
12/20	L	7-31	at Baltimore	71,011
12/28	W	36-30	ot MINNESOTA	62,479
01/03	W	37-23	at Detroit	56,677

	Bears	Opp
TOTAL FIRST DOWNS	262	312
Rushing	71	105
Passing	170	186
Penalty	21	21
3rd Down: Made/Att	81/217	93/226
3rd Down Pct.	37.3	41.2
4th Down: Made/Att	7/18	6/13
4th Down Pct.	38.9	46.2
POSSESSION AVG.	28:27	31:33
TOTAL NET YARDS	4965	5404
Avg. Per Game	310.3	337.8
Total Plays	971	1033
Avg. Per Play	5.1	5.2
NET YARDS RUSHING	1492	2022
Avg. Per Game	93.3	126.4
Total Rushes	373	467
NET YARDS PASSING	3473	3382
Avg. Per Game	217.1	211.4
Sacked/Yards Lost	35/204	35/272
Gross Yards	3677	3654
Att./Comp.	563/340	531/341
Completion Pct.	60.4	64.2
Had Intercepted	27	13
PUNTS/AVERAGE	77/41.4	71/42.6
NET PUNTING AVG.	77/37.4	71/36.3
PENALTIES/YARDS	100/836	88/744
FUMBLES/BALL LOST	26/7	27/15
TOUCHDOWNS	36	43
Rushing	6	14
Passing	27	29
Returns	3	0

PASSING	Att	Cmp	Yds	Cmp%	Yd/Att	TD	TD%	Int	Int%	Lg	Sack/Lost	Rating
Cutler	555	336	3666	60.5	6.61	27	4.9	26	4.7	71	35/204	76.8
Hanie	7	3	11	42.9	1.57	0	0.0	1	14.3	5	0/0	10.7
Maynard	1	1	0	100.0	0.00	0	0.0	0	0.0	0	0/0	79.2
BEARS	563	340	3677	60.4	6.53	27	4.8	27	4.8	71	35/204	75.6
OPPONENTS	531	341	3654	64.2	6.88	29	5.5	13	2.4	50t	35/272	92.3

Score by Period	1	2	3	4	OT	Tot
BEARS	36	106	85	94	6	327
OPPONENTS	96	112	69	98	0	375

SCORING	TDs:Ru-Pa-R	K-PAT	FG	S	Pts		
Gould	0	0	0	33/33	24/28	0	105
Olsen	8	0	8	0	0	48	
Knox	6	0	5	1	0	36	
Forté	4	4	0	0	0	26	
Aromashodu	4	0	4	0	0	24	
Bennett	3	0	2	1	0	20	
K. Davis	3	0	3	0	0	18	
Hester	3	0	3	0	0	18	
Clark	2	0	2	0	0	12	
Cutler	1	1	0	0	0	6	
Tillman	1	0	0	1	0	6	
Wolfe	1	1	0	0	0	6	
Manning	0	0	0	0	1	2	

BEARS 36 6 27 333/3324/28 1 327
OPPONENTS 43 14 29 038/4025/33 0 375

2-Pt. Conversions: Bennett, Forté, TEAM 2-2,
OPPONENTS: 2-3.

RUSHING	No	Yds	Avg	Lg	TD
Forté	258	929	3.6	61	4
Bell	40	220	5.5	72	0
Cutler	40	173	4.3	30	1
Wolfe	22	120	5.5	36	1
Peterson	7	51	7.3	15	0
Hester	6	-1	-0.3	7	0
BEARS	373	1492	4.0	72	6
OPPONENTS	467	2022	4.3	62t	14

RECEIVING	No	Yds	Avg	Lg	TD
Olsen	60	612	10.2	41	8
Hester	57	757	13.3	48	3
Forté	57	471	8.3	37	0
Bennett	54	717	13.3	71	2
Knox	45	527	11.7	68	5
Aromashodu	24	298	12.4	39t	4
Clark	19	145	7.6	26	2
K. Davis	9	75	8.3	18	3
R. Davis	5	35	7.0	10	0
McKie	5	13	2.6	8	0
Wolfe	2	12	6.0	12	0
Peterson	2	11	5.5	7	0
Bell	1	4	4.0	4	0
BEARS	340	3677	10.8	71	27
OPPONENTS	341	3654	10.7	50t	29

PUNTING	No	Yds	Avg	Net	TB	In	Lg	B
Maynard	77	3191	41.4	37.4	2	26	66	0
BEARS	77	3191	41.4	37.4	2	26	66	0
OPPONENTS	71	3026	42.6	36.3	6	21	61	0

INTS	No	Yds	Avg	Lg	TD
Bowman	6	67	11.2	39	0
Tillman	2	35	17.5	21t	1
Manning	1	35	35.0	35	0
Harris	1	6	6.0	6	0
Vasher	1	1	1.0	1	0
Briggs	1	0	0.0	0	0
Hillenmeyer	1	0	0.0	0	0
BEARS	13	144	11.1	39	1
OPPONENTS	27	365	13.5	67	0

KO RETURNS	No	Yds	Avg	Lg	TD
Knox	32	927	29.0	102t	1
Manning	28	744	26.6	59	0
R. Davis	9	114	12.7	22	0
Hester	7	156	22.3	44	0
Bennett	2	40	20.0	22	0
Aromashodu	1	18	18.0	18	0
Idonije	1	0	0.0	0	0
BEARS	80	1999	25.0	102t	1
OPPONENTS	64	1552	24.3	62	0

PUNT RET.	Ret	FC	Yds	Avg	Lg	TD
Hester	24	5	187	7.8	33	0
Bennett	14	2	143	10.2	49t	1
Knox	1	0	0	0.0	0	0
BEARS	39	7	330	8.5	49t	1
OPPONENTS	34	14	272	8.0	53	0

FGs	1-19	20-29	30-39	40-49	50+
Gould	0/0	9/9	6/6	7/10	2/3
BEARS	0/0	9/9	6/6	7/10	2/3
OPPONENTS	0/0	6/6	8/12	8/12	3/3
Gould:(47G,21G)(44G)(53N,37G)(52G,22G)					
() (22G)(37G,29G,32G)(48B)(50G,38G)					
(45G,28G,28G,49G,48B)(38G)(27G)() ()					
(22G,42G,41G,45N)(44G,28G,34G)					
OPPONENTS: (49N,52G,39G)(38N,43N)					
(46G,37G,43N,34N,39G,46G)(35G)() (29G)					
() (43G,30G)(39N,21G)(25G)(52G,37G,20G)					
(20G,48G,50G)(33G,26G,42N)(30N,40G)(41G)					
(42G,48G,32G)					

DEFENSE (Top 10)	T	S	A	FF	FR	PD	Sa	Int
Briggs	147	97	50	0	0	2	2.5	1
Hillenmeyer	105	62	43	4	1	6	2.5	1
Tillman	86	64	22	6	1	7	0.0	2
Roach	82	47	35	3	1	4	2.0	0
Manning	77	54	23	2	2	3	1.0	1
Bowman	75	56	19	1	0	6	0.0	6
Afalava	70	45	25	1	1	6	2.0	0
Payne	60	41	19	0	0	5	0.0	0
Williams	49	31	18	0	0	2	0.0	0
A. Adams	42	18	24	0	2	1	2.0	0
SACKS: Ogunleye 6.5, A. Brown 6.0, Anderson 3.5, Briggs 2.5, Idonije 2.5, Harris 2.5, Hillenmeyer 2.5, A. Adams 2.0, Afalava 2.0, Roach 2.0, Harrison 1.0, Manning 1.0, TEAM 1.0								
TEAM: 35.0, OPPONENTS: 35.0								

USUAL STARTERS

Offense	Defense
WR.....Earl Bennett	RE.....Alex Brown
LT.....Orlando Pace	NT.....Anthony Adams
LG.....Frank Omiyale	DT.....Tommie Harris
C.....Olin Kreutz	LE.....Adewale Ogunleye
RG.....Roberto Garza	WLB.....Lance Briggs
RT.....Chris Williams	MLB.....Hunter Hillenmeyer
TE.....Greg Olsen	SLB.....Nick Roach
WR.....Devin Hester	RCB.....Zackary Bowman
QB.....Jay Cutler	LCB.....Charles Tillman
RB.....Matt Forté	SS.....Al Afalava
FB.....Jason McKie	FS.....Daniele Manning

RANKINGS

Team Stats	Bears	Avg	Rank
Total Yards	4965	310.3	23
Rushing Yards	1492	93.3	29
Passing Yards	3473	217.1	17
Points Scored	327	20.4	19
	Opp	Avg	Rank
Total Yards	5404	337.8	17
Rushing Yards	2022	126.4	23
Passing Yards	3382	211.4	13
Points Scored	375	23.4	21t

2010 CHICAGO BEARS STATISTICS

Record: 11-5, .688
1st Place, NFC North
Head Coach: Lovie Smith

09/12	W	19-14	DETROIT	62,080
09/19	W	27-20	at Dallas	85,168
09/27	W	20-17	GREEN BAY	62,179
10/03	L	3-17	at NY Giants	77,716
10/10	W	23-6	at Carolina	73,464
10/17	L	20-23	SEATTLE	62,137
10/24	L	14-17	WASHINGTON	62,155
11/07	W	22-19	at Buffalo*	50,746
11/14	W	27-13	MINNESOTA	62,206
11/18	W	16-0	at Miami	68,752
11/28	W	31-26	PHILADELPHIA	62,147
12/05	W	24-20	at Detroit	58,119
12/12	L	7-36	NEW ENGLAND	62,347
12/20	W	40-14	at Minnesota	40,504
12/26	W	38-34	NY JETS	62,310
01/02	L	3-10	at Green Bay	70,833
PLAYOFFS				
01/16	W	35-24	SEATTLE	62,265
01/23	L	14-21	GREEN BAY	62,377
* at Toronto				

	Bears	Opp
TOTAL FIRST DOWNS	263	282
Rushing	76	88
Passing	163	183
Penalty	24	11
3rd Down: Made/Att	64/195	75/216
3rd Down Pct.	32.8	34.7
4th Down: Made/Att	2/7	6/13
4th Down Pct.	28.6	46.2
POSSESSION AVG.	29:31	30:29
TOTAL NET YARDS	4631	5029
Avg. Per Game	289.4	314.3
Total Plays	936	1002
Avg. Per Play	4.9	5.0
NET YARDS RUSHING	1616	1441
Avg. Per Game	101.0	90.1
Total Rushes	414	386
NET YARDS PASSING	3015	3588
Avg. Per Game	188.4	224.3
Sacked/Yards Lost	56/382	34/232
Gross Yards	3397	3820
Att./Comp.	466/276	582/363
Completion Pct.	59.2	62.4
Had Intercepted	21	21
PUNTS/AVERAGE	83/40.1	88/40.6
NET PUNTING AVG.	83/35.2	88/32.6
PENALTIES/YARDS	91/768	93/790
FUMBLES/BALL LOST	19/10	37/14
TOUCHDOWNS	37	32
Rushing	10	14
Passing	23	14
Returns	4	4

PASSING	Att	Cmp	Yds	Cmp%	Yd/Att	TD	TD%	Int	Int%	Lg	Sack/Lost	Rating
Cutler	432	261	3274	60.4	7.6	23	5.3	16	3.7	89t	52/352	86.3
Collins	27	10	68	37.0	2.5	0	0.0	5	18.5	19	2/15	5.9
Hanie	7	5	55	71.4	7.9	0	0.0	0	0.0	26	2/15	94.3
BEARS	466	276	3397	59.2	7.3	23	4.9	21	4.5	89t	56/382	79.5
OPPONENTS	582	363	3820	62.4	6.6	14	2.4	21	3.6	59t	34/232	74.4

Score by Period	1	2	3	4	OT	Tot
BEARS	88	95	84	67	0	334
OPPONENTS	68	111	54	53	0	286

SCORING	TDs:Ru-Pa-R	K-PAT	FG	S	Pts
Gould	0	0	0	35/35	25/30 0 110
Forté	9	6	3	0	0 56
Hester	7	0	4	3	0 42
Olsen	5	0	5	0	0 30
Knox	5	0	5	0	0 30
Bennett	3	0	3	0	0 18
Taylor	3	0	3	0	0 18
Manumaleuna	0	1	0	0	0 6
R. Davis	1	0	1	0	0 6
Cutler	1	1	0	0	0 6
K. Davis	1	0	1	0	0 6
Moore	1	0	0	1	0 6
BEARS	37	10	23	4	35/35 25/30 0 334
OPPONENTS	32	14	14	4	29/31 21/27 1 286
2-Pt. Conversions: Forté, TEAM 1-2, OPPONENTS: 0-1.					

RUSHING	No	Yds	Avg	Lg	TD
Forté	237	1069	4.5	68t	6
Taylor	112	267	2.4	24	3
Cutler	50	232	4.6	25	1
Hester	7	30	4.3	11	0
Bennett	2	9	4.5	5	0
Wolfe	4	8	2.0	7	0
Knox	1	2	2.0	2	0
Hanie	1	-1	-1.0	-1	0
BEARS	414	1616	3.9	68t	10
OPPONENTS	386	1441	3.7	45	14

RECEIVING	No	Yds	Avg	Lg	TD
Knox	51	960	18.8	67t	5
Forté	51	547	10.7	89t	3
Bennett	46	561	12.2	48	3
Olsen	41	404	9.9	39t	5
Hester	40	475	11.9	39	4
Taylor	20	139	7.0	18	0
Aromashodu	10	149	14.9	34	0
R. Davis	9	84	9.3	21	1
Manumaleuna	5	43	8.6	16	1
K. Davis	1	19	19.0	19t	1
Clark	1	12	12.0	12	0
Williams	1	4	4.0	4	0
BEARS	276	3397	12.3	89t	23
OPPONENTS	363	3820	10.5	59t	14

PUNTING	No	Yds	Avg	Net	TB	In	Lg	B
Maynard	83	3326	40.1	35.2	5	24	56	0
BEARS	83	3326	40.1	35.2	5	24	56	0
OPPONENTS	88	3569	40.6	32.6	7	30	58	0

INTS	No	Yds	Avg	Lg	TD
Tillman	5	127	25.4	56	0
C. Harris	5	69	13.8	39	0
D. Moore	4	95	23.8	54t	1
Briggs	2	1	0.5	1	0
Peppers	2	1	0.5	1	0
Jennings	1	39	39.0	39	0
Manning	1	0	0.0	0	0
Urlacher	1	0	0.0	0	0
BEARS	21	332	15.8	56	1
OPPONENTS	21	247	11.8	92t	2

KO RETURNS	No	Yds	Avg	Lg	TD
Manning	33	816	24.7	62	0
Hester	12	427	35.6	79	0
Knox	8	182	22.8	42	0
R. Davis	5	70	14.0	32	0
K. Davis	1	2	2.0	2	0
BEARS	59	1497	25.4	79	0
OPPONENTS	59	1404	23.8	60	0

PUNT RET.	Ret	FC	Yds	Avg	Lg	TD
Hester	33	10	564	17.1	89t	3
BEARS	33	10	564	17.1	89t	3
OPPONENTS	39	10	303	7.8	62t	1

FGs	1-19	20-29	30-39	40-49	50+
Gould	1/1	9/9	8/9	4/7	3/4
BEARS	1/1	9/9	8/9	4/7	3/4
OPPONENTS	0/0	9/9	7/11	3/4	2/3
Gould:(20G,31G)(38G,40G)(49N,25G,19G) (40G)(28G,53G,43G)(34G,24G,54B)()(42N) (43N,34G,37G)(47G,24G,50G)(23G)(54G)() (29G,23G,34G,20G)(37G,35N)(30G) OPPONENTS:()(28G,44N,48G)(38G,37B)(22G,38N) (24G,51N,53G)()(46G,37N)()(36G,39N,33G)() (45G,36G,22G,36G)(50G,25G)(30G,25G,29G)() (26G,34G)(23G)					

DEFENSE	(Top 10)	T	S	A	FF	FR	PD	Sa	Int
Urlacher	146	90	56	2	3	13	4.0	1	
Briggs	121	75	46	2	1	7	2.0	2	
Tillman	101	66	35	3	2	11	0.0	5	
C. Harris	96	57	39	0	2	2	0.0	5	
Manning	85	55	30	0	0	5	0.0	1	
Jennings	66	41	25	1	1	9	0.0	1	
Tinoisamoa	51	22	29	1	0	1	1.0	0	
Peppers	50	33	17	3	0	7	8.0	2	
Idonije	46	25	21	3	0	5	8.0	0	
D. Moore	44	29	15	1	0	3	1.0	4	
Sacks: Idonije 8.0, Peppers 8.0, Urlacher 4.0, Melton 2.5, Adams 2.0, Toeaina 2.0, Briggs 2.0, T. Harris 1.5, Wootton 1.0, D. Moore 1.0, Tinoisamoa 1.0, Iwuh 1.0									
TEAM: 34.0, OPPONENTS: 56.0									

USUAL STARTERS										RANKINGS			
Offense					Defense					Team Stats	Bears	Avg	Rank
WR.....Johnny Knox					RE.....Julius Peppers					Total Yards.....	4631	289.4	30
LT.....Frank Omiyale					NT.....Anthony Adams					Rushing Yards.....	1616	101.0	22
LG.....Chris Williams					DT.....Matt Toeaina					Passing Yards.....	3015	188.4	28
C.....Olin Kreutz					LE.....Israel Idonije					Points Scored.....	334	20.9	21
RG.....Roberto Garza					WLB.....Lance Briggs								
RT.....J'Marcus Webb					MLB.....Brian Urlacher								
TE.....Greg Olsen					SLB.....Pisa Tinoisamoa					Total Yards.....	5029	314.3	9
WR.....Devin Hester					RCB.....Charles Tillman					Rushing Yards.....	1441	90.1	2
QB.....Jay Cutler					LCB.....Tim Jennings					Passing Yards.....	3588	224.3	20
RB.....Matt Forté					SS.....Danieal Manning					Points Scored.....	286	17.9	4
FB.....Brandon Manumaleuna					FS.....Chris Harris								



CHICAGO BEARS ALL-TIME RESULTS

2011 CHICAGO BEARS STATISTICS

Record: 8-8, .500

3rd Place, NFC North

Head Coach: Lovie Smith

09/11	W	30-12	ATLANTA	62,115
09/18	L	13-30	at New Orleans	73,019
09/25	L	17-27	GREEN BAY	62,339
10/02	W	34-29	CAROLINA	62,135
10/10	L	13-24	at Detroit	67,861
10/16	W	39-10	MINNESOTA	62,322
10/23	W	24-18	vs. Tampa Bay*	76,981
11/07	W	30-24	at Philadelphia	69,144
11/13	W	37-13	DETROIT	62,396
11/20	W	31-20	SAN DIEGO	62,344
11/27	L	20-25	at Oakland	59,244
12/04	L	3-10	KANSAS CITY	61,973
12/11	L	10-13	ot at Denver	76,487
12/18	L	14-38	SEATTLE	61,542
12/25	L	21-35	at Green Bay	70,574
01/01	W	17-13	at Minnesota	62,867

* at London, England

	Bears	Opp
TOTAL FIRST DOWNS	271	291
Rushing	97	75
Passing	153	199
Penalty	21	17
3rd Down: Made/Att	66/203	80/229
3rd Down Pct.	32.5	34.9
4th Down: Made/Att	2/8	7/17
4th Down Pct.	25.0	41.2
POSSESSION AVG.	30:13	29:47
TOTAL NET YARDS	5026	5607
Avg. Per Game	314.1	350.4
Total Plays	978	1048
Avg. Per Play	5.1	5.4
NET YARDS RUSHING	2015	1542
Avg. Per Game	125.9	96.4
Total Rushes	456	384
NET YARDS PASSING	3011	4065
Avg. Per Game	188.2	254.1
Sacked/Yards Lost	49/335	33/208
Gross Yards	3346	4273
Att./Comp.	473/268	631/383
Completion Pct.	56.7	60.7
Had Intercepted	20	20
PUNTS/AVERAGE	89/43.9	85/42.7
NET PUNTING AVG.	40.4	36.7
PENALTIES/YARDS	104/800	98/719
FUMBLES/BALL LOST	26/9	23/11
TOUCHDOWNS	38	36
Rushing	10	10
Passing	18	22
Returns	10	4

PASSING	Att	Cmp	Yds	Cmp%	Yd/Att	TD	TD%	Int	Int%	Lg	Sack/Lost	Rating
Cutler	314	182	2319	58.0	7.39	13	4.1	7	2.2	56t	23/159	85.7
Hanie	102	51	613	50.0	6.01	3	2.9	9	8.8	81	19/133	41.8
McCown	55	35	414	63.6	7.53	2	3.6	4	7.3	49	7/43	68.3
Forté	1	0	0	0.0	0.00	0	0.0	0	0.0	0	0/0	39.6
Podlesh	1	0	0	0.0	0.00	0	0.0	0	0.0	0	0/0	39.6
BEARS	473	268	3346	56.7	7.07	18	3.8	20	4.2	81	49/335	73.8
OPPONENTS	631	383	4273	60.7	6.77	22	3.5	20	3.2	79t	33/208	79.3

Score by Period	1	2	3	4	OT	Tot
BEARS	71	128	82	66	0	353
OPPONENTS	51	99	95	93	3	341

SCORING	TDs:Ru-Pa-R	K-PAT	FG	S	Pts
Gould	0	0	0	0	37/37 28/32 0 121
Barber	6	6	0	0	0 36
K. Davis	5	0	5	0	0 30
Forté	4	3	1	0	0 24
Hester	4	0	1	3	0 24
Sanzenbacher	3	0	3	0	0 18
Knox	2	0	2	0	0 12
Spaeth	2	0	2	0	0 12
Tillman	2	0	0	2	0 12
R. Williams	2	0	2	0	0 12
Bell	1	0	1	0	0 6
Bennett	1	0	1	0	0 6
Cutler	1	1	0	0	0 6
Idonije	1	0	0	1	0 6
D. Moore	1	0	0	1	0 6
Urlacher	1	0	0	1	0 6
E. Williams	1	0	0	1	0 6
Wright	1	0	0	1	0 6
McCown	0	0	0	0	0 2
Paea	0	0	0	0	1 2

BEARS 38 10 18 10 37/37 28/32 1 353
OPPONENTS 36 10 22 4 33/33 30/36 1 341

2-Pt. Conversions: McCown, TEAM: 1-1,
OPPONENTS: 0-3

RUSHING	No	Yds	Avg	Lg	TD
Forté	203	997	4.9	46	3
Barber	114	422	3.7	29	6
Bell	79	337	4.3	26	0
Hanie	13	98	7.5	24	0
McCown	12	68	5.7	28	0
Cutler	18	55	3.1	12	1
Allen	15	48	3.2	13	0
Sanzenbacher	1	-4	-4.0	-4	0
Hester	1	-6	-6.0	-6	0
BEARS	456	2015	4.4	46	10
OPPONENTS	384	1542	4.0	88t	10

RECEIVING	No	Yds	Avg	Lg	TD
Forté	52	490	9.4	56t	1
Knox	37	727	19.6	81	2
R. Williams	37	507	13.7	25t	2
Sanzenbacher	27	276	10.2	22	3
Hester	26	369	14.2	53	1
Bennett	24	381	15.9	49	1
Bell	19	133	7.0	25t	1
Davis	18	206	11.4	32t	5
Hurd	8	109	13.6	28	0
Clutts	8	48	6.0	10	0
Spaeth	7	50	7.1	13	2
Barber	5	50	10.0	16	0
BEARS	268	3346	12.5	81	18
OPPONENTS	383	4273	11.2	79t	22

PUNTING	No	Yds	Avg	Net	TB	In	Lg	B
Podlesh	89	3903	43.9	40.4	4	21	70	0
BEARS	89	3903	43.9	40.4	4	21	70	0
OPPONENTS	85	3628	42.7	36.7	2	27	80	0

INTS	No	Yds	Avg	Lg	TD
Tillman	5	127	25.4	56	0
Moore	4	31	7.8	20t	1
Tillman	3	66	22.0	44t	2
Wright	3	60	20.0	36	1
Graham	3	11	3.7	10	0
Urlacher	3	7	2.3	8	0
Jennings	2	2	1.0	1	0
Briggs	1	0	0.0	0	0
Conte	1	0	0.0	0	0
BEARS	20	177	8.9	44t	4
OPPONENTS	20	380	19.0	73	3

KO RETURNS	No	Yds	Avg	Lg	TD
Hester	33	723	21.9	98t	1
Knox	15	397	26.5	56	0
Bell	2	45	22.5	25	0
Spaeth	2	14	7.0	7	0
Adams	1	0	0.0	0	0
Allen	1	17	17.0	17	0
Bennett	1	9	9.0	9	0
Clutts	1	9	9.0	9	0
Hurd	1	24	24.0	24	0
BEARS	57	1238	21.7	98t	1
OPPONENTS	35	855	24.4	44	0

PUNT RET.	Ret	FC	Yds	Avg	Lg	TD
Hester	28	15	454	16.2	82t	2
Bennett	1	1	7	7.0	7	0
Knox	1	0	9	9.0	9	0
BEARS	30	16	470	15.7	82t	2
OPPONENTS	41	27	223	5.4	36	0

FGs	1-19	20-29	30-39	40-49	50+
Gould	0/0	10/10	6/6	6/10	6/6
BEARS	0/0	10/10	6/6	6/10	6/6
OPPONENTS	1/1	9/10	10/12	7/8	3/5
Gould:(41G,23G,26G)(42G,38G)(25G)(20G,24G)					
(44G,49G)(51G,26G,22G)(41N,25G)(51G,38G,22G)					
(43G,35G,43N,50G)(42G)(50G,53G)(32G,41N)					
(57G)					
() (49N,35G,30G)(27G)					
OPPONENTS: (48G,25G)(31G,29G,53G)(37G,28G)					
(29G,39G,34B,38G,52N)(31G)(37G,38N)(33G)(47G)					
(29G,35G)(28G,55N,48G)(40G,47G,19G,37G,44G)					
(21G)(28B,59G,51G)(33G)() (26G,48B,26G)					

DEFENSE	T	S	A	FF	FR	PD	Sa	Int
(Top 10)								
Briggs	147	86	61	2	0	3	0.0	1
Urlacher	135	77	58	0	2	7	0.0	3
Tillman	113	83	30	4	2	13	1.0	3
Jennings	87	62	25	1	1	8	0.0	2
Wright	78	52	26	0	0	4	0.0	3
Roach	61	26	35	0	0	3	0.0	0
Moore	60	43	17	0	0	8	1.0	4
Idonije	57	28	29	1	2	0	5.0	0
Steltz	48	28	20	2	0	1	1.0	0
Conte	47	23	24	0	0	1	0.0	1

Sacks: Peppers 11.0, Melton 7.0, Idonije 5.0, Okoye 4.0, Paea 2.0, C. Davis 1.0, Steltz 1.0, Tillman 1.0, TEAM 1.0

TEAM: 33.0, OPPONENTS: 49.0

USUAL STARTERS

Offense	Defense
WR.....Roy Williams	RE.....Julius Peppers
LT.....J'Marcus Webb	NT.....Henry Melton
LG.....Chris Williams	DT.....Matt Toeaina
C.....Roberto Garza	LE.....Israel Idonije
RG.....Chris Spencer	WLB.....Lance Briggs
RT.....Lance Louis	MLB.....Brian Urlacher
TE.....Kellen Davis	SLB.....Nick Roach
WR.....Devin Hester	RCB.....Charles Tillman
QB.....Jay Cutler	LCB.....Tim Jennings
RB.....Matt Forté	SS.....Major Wright
FB.....Tyler Clutts	FS.....Chris Conte

RANKINGS

Team Stats	Bears	Avg	Rank
Total Yards.....	5026	314.1	24
Rushing Yards.....	2015	125.9	9
Passing Yards.....	3011	188.2	26
Points Scored.....	353	22.1	17
	Opp	Avg	Rank
Total Yards.....	5607	350.4	17
Rushing Yards.....	1542	96.4	5
Passing Yards.....	4065	254.1	28
Points Scored.....	341	21.3	14

2012 CHICAGO BEARS STATISTICS

Record: 10-6, .625

3rd Place, NFC North

Head Coach: Lovie Smith

09/09	W	41-21	INDIANAPOLIS	62,341
09/13	L	10-23	at Green Bay	70,543
09/23	W	23-6	ST. LOUIS	62,224
10/01	W	34-18	at Dallas	90,080
10/07	W	41-3	at Jacksonville	67,012
10/22	W	13-7	DETROIT	62,300
10/28	W	23-22	CAROLINA	62,254
11/04	W	51-20	at Tennessee	69,143
11/11	L	6-13	HOUSTON	62,410
11/19	L	7-32	at San Francisco	69,732
11/25	W	28-10	MINNESOTA	62,306
12/02	L	17-23	at SEATTLE	62,264
12/09	L	14-21	at Minnesota	64,134
12/16	L	13-21	GREEN BAY	62,534
12/23	W	28-13	at Arizona	62,734
12/30	W	26-24	at Detroit	64,451

	Bears	Opp
TOTAL FIRST DOWNS	292	286
Rushing	99	75
Passing	163	186
Penalty	30	25
3rd Down: Made/Att	80/219	78/220
3rd Down Pct.	36.5	35.5
4th Down: Made/Att	5/13	10/16
4th Down Pct.	38.5	62.5
POSSESSION AVG.	31:33	28:27
TOTAL NET YARDS	4696	5050
Avg. Per Game	310.6	315.6
Total Plays	999	1021
Avg. Per Play	4.7	4.9
NET YARDS RUSHING	1970	1627
Avg. Per Game	123.1	101.7
Total Rushes	470	388
NET YARDS PASSING	2999	3423
Avg. Per Game	187.4	213.9
Sacked/Yards Lost	44/299	41/289
Gross Yards	3298	3712
Att./Comp.	485/287	592/350
Completion Pct.	59.2	59.1
Had Intercepted	16	24
PUNTS/AVERAGE	81/42.0	89/43.6
NET PUNTING AVG.	81/39.4	89/38.8
PENALTIES/YARDS	102/811	78/704
FUMBLES/BALL LOST	20/8	35/20
TOUCHDOWNS	42	29
Rushing	11	6
Passing	21	19
Returns	10	4

PASSING	Att	Cmp	Yds	Cmp%	Yd/Att	TD	TD%	Int	Int%	Lg	Sack/Lost	Rating
Cutler	434	255	3033	58.8	7.0	19	4.4	14	3.2	60t	38/250	81.3
Campbell	51	32	265	62.7	5.2	2	3.9	2	3.9	45	6/49	72.8
BEARS	485	287	3298	59.2	6.8	21	4.3	16	3.3	60t	44/299	80.4
OPPONENTS	592	350	3712	59.1	6.3	19	3.2	24	4.1	62	41/289	71.3

Score by Period	1	2	3	4	OT	Tot
BEARS	92	93	79	111	0	375
OPPONENTS	48	97	54	72	6	277

SCORING	Tds:	Ru:	Pa:	R	K-PAT	FG	S	Pts
Gould	0	0	0	0	33/33	21/25	0	66
Marshall	11	0	11	0			0	96
Forté	6	5	1	0			0	36
Bush	5	5	0	0			0	30
Mare	0	0	0	0	7/7	6/8	0	25
Jeffery	3	0	3	0			0	18
Tillman	3	0	0	3			0	18
Bennett	2	0	2	0			0	12
Briggs	2	0	0	2			0	12
Davis	2	0	2	0			0	12
Allen	1	1	0	0			0	6
Bowman	1	0	0	1			0	6
Hester	1	0	1	0			0	6
Jennings	1	0	0	1			0	6
Spaeth	1	0	1	0			0	6
Urlacher	1	0	0	1			0	6
Wootton	1	0	0	1			0	6
Wright	1	0	0	1			0	6
Podlesh	0	0	0	0			0	2
BEARS	42	11	21	10	40/40	27/33	0	375

OPPONENTS 29 6 19 4 26/26 23/27 2 277
2-Pt. Conversions: Podlesh, TEAM 1-2,
OPPONENTS: 2-2.

RUSHING	No	Yds	Avg	Lg	TD
Forté	248	1094	4.4	46	5
Bush	114	411	3.6	20	5
Cutler	41	233	5.7	24	0
Allen	27	124	4.6	46t	1
Bell	29	76	2.6	18	0
Campbell	7	28	4.0	13	0
Hester	3	6	2.0	8	0
Marshall	1	-2	-2.0	-2	0
BEARS	470	1970	4.2	46t	11
OPPONENTS	388	1627	4.2	80t	6

RECEIVING	No	Yds	Avg	Lg	TD
Marshall	118	1508	12.8	56	11
Forté	44	340	7.7	47	1
Bennett	29	375	12.9	60t	2
Jeffery	24	367	15.3	55	3
Hester	23	242	10.5	39	1
Davis	19	229	12.1	25	2
Bush	9	83	9.2	18	0
Spaeth	6	28	4.7	13t	1
Adams	4	40	10.0	17	0
Rodriguez	4	21	5.3	11	0
Weems	2	27	13.5	18	0
Allen	2	16	8.0	15	0
Bell	1	11	11.0	11	0
Sanzenbacher	1	7	7.0	7	0
Louis	1	4	4.0	4	0
BEARS	287	3298	11.5	60t	21
OPPONENTS	350	3712	10.6	62	19

PUNTING	No	Yds	Avg	Net	TB	In	Lg	B
Podlesh	81	3399	42.0	39.4	6	34	64	0
BEARS	81	3399	42.0	39.4	6	34	64	0
OPPONENTS	89	3883	43.6	38.8	5	33	65	1

INTS	No	Yds	Avg	Lg	TD
Jennings	9	105	11.7	31	1
Wright	4	45	11.3	45t	1
Tillman	3	71	23.7	36t	3
Briggs	2	110	55.0	74t	2
Conte	2	70	35.0	35	0
Moore	2	2	1.0	2	0
Urlacher	1	46	46.0	46t	1
Hayden	1	39	39.0	39	0
BEARS	24	488	20.3	74t	8
OPPONENTS	16	241	15.1	56t	2

KO RETURNS	No	Yds	Avg	Lg	TD
Hester	24	621	25.9	40	0
Weems	13	231	17.8	27	0
Adams	3	38	12.7	15	0
Allen	2	10	5.0	7	0
Bennett	2	24	12.0	18	0
Wootton	2	0	0.0	0	0
Steltz	1	5	5.0	5	0
BEARS	47	929	19.8	40	0
OPPONENTS	37	767	20.7	38	0

PUNT RET.	Ret	FC	Yds	Avg	Lg	TD
Hester	40	6	331	8.3	44	0
Bennett	1	1	2	2.0	2	0
Bowman	1	0	0	0.0	0	0
Moore	1	0	0	0.0	0	0
Weems	1	1	0	0.0	0	0
BEARS	44	8	333	7.6	44	0
OPPONENTS	25	25	84	3.4	17	0

FGs	1-19	20-29	30-39	40-49	50+
Gould	0/0	7/7	5/7	7/9	2/2
Mare	0/0	2/3	3/3	1/2	0/0
BEARS	0/0	9/10	8/10	8/11	2/2
OPPONENTS	0/0	2/2	11/13	8/10	3/2
Gould: (35G,26G)(45G)(54G,22G,37G)(43G,21G) (32G,31G)(39G,47B,21G)(33N,41G)(40G,25G,22G) (51G,24G,48N)()(47G,39B,46G)(46G)()()() Mare: ()()()()()()()()()()()(34G,34G)(20B) (33G,43N,40G,28G,20G)					
OPPONENTS: (37N)(48G,35G,54G)(56G,46G)(39G) (31G)()(34G,31G,22G,43G,45G)(39G)(20G,42G) (32G,37G,32G)(40G,30B)(31G)()(43N,42N) (49G,35G)(44G)					

DEFENSE								
(Top 10)	T	S	A	FF	FR	PD	Sa	Int
Briggs	128	77	51	2	0	10	1.5	2
Tillman	93	68	25	10	2	15	0.0	3
Wright	92	65	27	1	2	3	0.0	4
Urlacher	88	56	32	2	2	7	0.0	1
Conte	86	56	30	0	1	5	0.0	2
Roach	84	37	47	1	1	1	1.5	0
Jennings	68	53	15	0	0	16	0.0	9
Hayden	40	26	14	0	0	3	0.0	1
Idonije	40	23	17	1	0	0	7.5	0
Melton	33	27	6	2	0	0	6.0	0

Sacks: Peppers 11.5, Idonije 7.5, Wootton 7.0,
 Melton 6.0, McClellin 2.5, Paea 2.5, Briggs 1.5,
 Roach 1.5, Okoye 1.0

TEAM: 41.0. OPPONENTS: 44.0

TEAM: 41.0, OPPONENTS: 44.0

USUAL STARTERS

Offense

WR.....Brandon Marshall
LT.....J'Marcus Webb
LG.....Chilo Rachal
C.....Roberto Garza
RG.....Lance Louis
RT.....Gabe Carimi
TE.....Kellen Davis
WR.....Alshon Jeffery
QB.....Jay Cutler
RB.....Matt Forte
FB.....Evan Rodriguez

Defense
RE.....Julius Peppers
NT.....Stephen Paea
DT.....Henry Melton
LE.....Israel Idonije
WLB.....Lance Briggs
MLB.....Brian Urlacher
SLB.....Nick Roach
RCB.....Charles Tillman
LCB.....Tim Jennings
SS.....Major Wright
FS.....Chris Conte

RANKINGS

Team Stats	Bears	Avg	Rank
Total Yards.....	4696	310.6	28
Rushing Yards.....	1970	123.1	10
Passing Yards.....	2999	187.4	29
Points Scored.....	375	23.4	16

	Opp	Avg	Rank
Total Yards.....	5050	315.6	5
Rushing Yards.....	1627	101.7	8
Passing Yards.....	3423	213.9	8
Points Scored.....	277	17.3	3



CHICAGO BEARS ALL-TIME RESULTS

2013 CHICAGO BEARS STATISTICS

Record: 8-8, .500

2nd Place, NFC North

Head Coach: Marc Trestman

09/08	W	24-21	CINCINNATI	62,213
09/15	W	31-30	MINNESOTA	62,181
09/22	W	40-23	at Pittsburgh	61,575
09/29	L	32-40	at Detroit	64,552
10/06	L	18-26	NEW ORLEANS	62,361
10/10	W	27-21	N.Y. GIANTS	62,374
10/20	L	41-45	at Washington	83,147
11/04	W	27-20	at Green Bay	78,122
11/10	L	19-21	DETROIT	62,431
11/17	W	23-20	ot BALTIMORE	62,367
11/24	L	21-42	at St. Louis	66,024
12/01	L	20-23	ot at Minnesota	64,134
12/09	W	45-28	DALLAS	62,229
12/15	W	38-31	at Cleveland	71,513
12/22	L	11-54	at Philadelphia	69,144
12/29	L	28-33	GREEN BAY	62,708

	Bears	Opp
TOTAL FIRST DOWNS	344	353
Rushing	102	147
Passing	215	184
Penalty	27	22
3rd Down: Made/Att	83/197	83/200
3rd Down Pct.	42.1%	41.5%
4th Down: Made/Att	8/13	12/16
4th Down Pct.	61.5%	75.0%
POSSESSION AVG.	30:25	29:35
TOTAL NET YARDS	6109	6313
Avg. Per Game	381.8	394.6
Total Plays	1013	1021
Avg. Per Play	6.0	6.2
NET YARDS RUSHING	1828	2583
Avg. Per Game	114.3	161.4
Total Rushes	404	483
NET YARDS PASSING	4281	3730
Avg. Per Game	267.6	233.1
Sacked/Yards Lost	30/169	31/189
Gross Yards	4450	3919
Att./Comp.	579/373	507/315
Completion Pct.	64.4%	62.1%
Had Intercepted	13	19
PUNTS/AVERAGE	69/40.0	58/44.5
NET PUNTING AVG.	37.3	38.4
PENALTIES/YARDS	85/708	69/647
FUMBLES/BALL LOST	21/10	25/9
TOUCHDOWNS	52	56
Rushing	13	22
Passing	32	25
Returns	7	9

PASSING	Att	Cmp	Yds	Cmp%	Yd/Att	TD	TD%	Int	Int%	Lg	Sack/Lost	Rating
Cutler	355	224	2621	63.1%	7.4	19	5.4%	12	3.4%	67	19/132	89.2
McCown	224	149	1829	66.5%	8.2	13	5.8%	1	0.4%	80t	11/37	109.0
BEARS	579	373	4450	64.4%	7.7	32	5.5%	13	2.2%	80t	30/169	96.9
OPPONENTS	507	315	3919	62.1%	7.7	25	4.9%	19	3.7%	48t	31/189	86.9

Score by Period	1	2	3	4	OT	Tot
BEARS	96	124	90	132	3	445
OPPONENTS	112	147	97	119	3	478

SCORING	TDs:Ru-Pa-R	K-PAT	FG	S	Pts		
Gould	0	0	0	45/46	26/29	0	123
Marshall	12	0	12	0		2	76
Forté	12	9	3	0		1	74
Jeffery	7	0	7	0		1	44
M. Bennett	5	0	5	0		0	30
E. Bennett	4	0	4	0		1	26
Bush	4	3	1	0		0	24
Jennings	2	0	0	2		0	12
Bass	1	0	0	1		0	6
Bowman	1	0	0	1		0	6
Wright	1	0	0	1		0	6
Hester	1	0	0	1		0	6
Peppers	1	0	0	1		0	6
McCown	1	1	0	0		0	6

BEARS	52	13	32	7	45/46	26/29	5	445
OPPONENTS	56	22	25	9	54/54	28/30	1	478
2-Pt. Conversions: TEAM: 5-6, OPPONENTS: 1-2								

RUSHING	No	Yds	Avg	Lg	TD
Forté	289	1339	4.6	55	9
Bush	63	197	3.1	40t	3
Cutler	23	118	5.1	18	0
Jeffery	16	105	6.6	38	0
McCown	13	69	5.3	20	1
BEARS	404	1828	4.5	55	13
OPPONENTS	483	2583	5.3	65t	22

RECEIVING	No	Yds	Avg	Lg	TD
Marshall	100	1295	13.0	44	12
Jeffery	89	1421	16.0	80t	7
Forté	74	594	8.0	34	3
M.Bennett	65	759	11.7	43	5
E.Bennett	32	243	7.6	17t	4
Fiammetta	4	57	14.3	30	0
Bush	4	48	12.0	17t	1
Wilson	2	13	6.5	10	0
Rosario	1	13	13.0	13	0
Weems	1	8	8.0	8	0
Long	1	-1	-1.0	-1	0
BEARS	373	4450	11.9	80t	32
OPPONENTS	315	3919	12.4	48t	25

PUNTING	No	Yds	Avg	Net	TB	In	Lg	B
Podlesh	68	2763	40.6	37.9	2	27	65	1
BEARS	68	2763	40.6	37.9	2	27	65	1
OPPONENTS	58	2581	44.5	38.4	5	16	65	0

INTS	No	Yds	Avg	Lg	TD
Jennings	4	111	27.8	48t	2
Tillman	3	69	23.0	41	0
Bowman	3	67	22.3	43t	1
Conte	3	48	16.0	35	0
Wright	2	46	23.0	38t	1
Greene	1	49	49.0	49	0
Bass	1	24	24.0	24t	1
Peppers	1	14	14.0	14	0
Bostic	1	0	0.0	0	0
BEARS	19	428	22.5	49	5
OPPONENTS	13	225	17.3	54t	3

KO RETURNS	No	Yds	Avg	Lg	TD
Hester	52	1436	27.6	80	0
Anderson	5	82	16.4	21	0
Weems	5	57	11.4	19	0
Ford	5	37	7.4	11	0
Rosario	2	10	5.0	6	0
Marshall	1	-8	-8.0	0	0
BEARS	70	1614	23.1	80	0
OPPONENTS	47	883	18.8	105t	1

PUNT RET.	Ret	FC	Yds	Avg	Lg	TD
Hester	18	11	256	14.2	81t	1
Weems	0	1	0	0.0	0	0
BEARS	18	12	256	14.2	81t	1
OPPONENTS	15	25	111	7.4	57	0

FGs	1-19	20-29	30-39	40-49	50+
Gould	0/0	11/11	6/7	6/7	3/4
BEARS	0/0	11/11	6/7	6/7	3/4
OPPONENTS	1/1	9/9	10/10	7/8	1/2
Gould:(58G)(20G)(47G,32G)(34G,28G,25G)(27G)(40G,52G)(47G,34N,49G)(24G,27G)(25G,32G)(20G,46G,38G)(30G,40G,66N,47N)(27G,34G,23G)(23G)(50G)()					
OPPONENTS:()(28G,28G,22G)(27G,36G,44G)(23G,31G,41G,43G)(47G,19G,36G,48G)()(38G)(30G,23G)(45N)(52G,21G)(29G,40G)(32G,30G,57N,34G)(35G)(49G)(33G,27G)					

DEFENSE	T	S	A	FF	FR	PD	Sa	Int
(Top 10)								
Anderson	129.5	76	42	0	1	3	4.0	0
Wright	117	97	20	2	0	1	0.0	2
Conte	95	70	24	1	0	7	0.0	3
Briggs	87	51	23	2	0	5	3.0	0
Bostic	75.5	46	24	0	1	0	1.0	1
Jennings	66	54	12	3	1	12	0.0	4
Frey	62	38	24	0	0	2	0.0	0
Tillman	52.5	30	20	3	0	4	0.0	3
Bowman	49	39	8	0	0	10	0.0	3
Peppers	48.5	26	11	2	1	4	7.5	2

Sacks: Peppers 7.0, Anderson 4.0, McClellin 4.0, Wootton 3.0, Briggs 3.0, Bostic 2.0, Williams 2.0, Paea 1.5, Ratliff 1.5, Bass 1.0, Ozoegwu 1.0, Collins 1.0. **TEAM: 31.0, OPPONENTS: 30.0**

USUAL STARTERS

Offense

WR.....Brandon Marshall
LT.....Jermon Bushrod
LG.....Matt Slauson
C.....Roberto Garza
RG.....Kyle Long
RT.....Jordan Mills
TE.....Martellus Bennett
WR.....Alshon Jeffery
QB.....Jay Cutler
RB.....Matt Forté
FB.....Tony Fiammetta

Defense

RE.....Julius Peppers
NT.....Stephen Paea
DT.....Corey Wootton
LE.....Shea McClellin
WLB.....Lance Briggs
MLB.....Jonathan Bostic
SLB.....James Anderson
RCB.....Charles Tillman
LCB.....Tim Jennings
SS.....Major Wright
FS.....Chris Conte

RANKINGS

Team Stats

	Bears	Avg	Rank
Total Yards	6109	381.8	8
Rushing Yards	1828	114.3	16
Passing Yards	4281	267.6	5
Points Scored	445	27.8	2

	Opp	Avg	Rank
Total Yards	6313	394.6	30
Rushing Yards	2583	161.4	32
Passing Yards	3730	233.1	15
Points Scored	478	29.9	30t

2014 CHICAGO BEARS STATISTICS

Record: 5-11, .313

4th Place, NFC North

Head Coach: Marc Trestman

09/07	L	20-23	ot	BUFFALO	62,425
09/14	W	28-20		at San Francisco	70,799
09/22	W	27-19		at New York Jets	78,160
09/28	L	17-38		GREEN BAY	61,736
10/05	L	24-31		at Carolina	73,659
10/12	W	27-13		at Atlanta	70,712
10/19	L	14-27		MIAMI	62,413
10/26	L	23-51		at New England	68,756
11/09	L	14-55		at Green Bay	78,292
11/16	W	21-13		MINNESOTA	61,792
11/23	W	21-13		TAMPA BAY	61,109
11/27	L	17-34		at Detroit	64,175
12/04	L	28-41		DALLAS	61,558
12/15	L	15-31		NEW ORLEANS	60,996
12/21	L	14-20		DETROIT	61,420
12/28	L	9-13		at MINNESOTA	52,364

	Bears	Opp
TOTAL FIRST DOWNS	322	325
Rushing	91	78
Passing	194	227
Penalty	37	20
3rd Down: Made/Att	78/207	85/207
3rd Down Pct.	37.7%	42.3%
4th Down: Made/Att	13/28	12/19
4th Down Pct.	46.4%	63.2%
POSSESSION AVG.	30:03	29:57
TOTAL NET YARDS	5233	6033
Avg. Per Game	327.1	377.1
Total Plays	1005	1008
Avg. Per Play	5.2	6.0
NET YARDS RUSHING	1441	1803
Avg. Per Game	90.1	112.7
Total Rushes	355	421
NET YARDS PASSING	3792	4230
Avg. Per Game	237.0	264.4
Sacked/Yards Lost	41/243	39/228
Gross Yards	4035	4458
Att./Comp.	609/396	548/366
Completion Pct.	65.0%	66.8%
Had Intercepted	19	14
PUNTS/AVERAGE	72/43.2	49/43.0
NET PUNTING AVG.	72/37.7	49/38.8
PENALTIES/YARDS	113/997	106/978
FUMBLES/BALL LOST	19/10	25/10
TOUCHDOWNS	40	49
Rushing	8	12
Passing	30	34
Returns	2	3

PASSING	Att	Cmp	Yds	Cmp%	Yd/Att	TD	TD%	Int	Int%	Lg	Sack/Lost	Rating
Cutler	561	370	3812	66.0%	6.80	28	5.0%	18	3.2%	74	38/223	88.6
Clausen	48	26	223	54.2%	4.65	2	4.2%	1	2.1%	22	3/20	71.8
BEARS	609	396	4035	65.0%	6.63	30	4.9%	19	3.1%	74	41/243	87.3
OPPONENTS	548	366	4458	66.8%	8.14	34	6.2%	14	2.6%	73t	39/228	101.7

Score by Period	1	2	3	4	OT	Tot
BEARS	56	78	82	103	0	319
OPPONENTS	88	173	94	84	3	442

SCORING	Tds:	Ru:	Pa:	R	K	PAT	FG	S	Pts
Forté	10	6	4	0				2	64
Jeffery	10	0	10	0				0	60
Gould	0	0	0	0	28/29	9/12		0	55
Marshall	8	0	8	0				0	48
Bennett	6	0	6	0				2	40
Feely	0	0	0	0	5/6	3/4		0	14
Cutler	2	2	0	0				0	12
Morgan	1	0	1	0				0	6
Mundy	1	0	0	1				0	6
Williams	1	0	0	1				0	6
Wilson	1	0	1	0				0	6
Rosario	0	0	0	0				1	2
BEARS	40	8	30	2	33/35	12/16	5	319	
OPPONENTS	49	12	34	3	49/49	33/39	0	442	

2-Pt. Conversions: Bennett: 2, Forté 2, Rosario, TEAM: 5-5, OPPONENTS: 0-0.

RUSHING	No	Yds	Avg	Lg	TD
Forté	266	1038	3.9	32	6
Cutler	39	191	4.9	25	2
Carey	36	158	4.4	15	0
Jeffery	6	33	5.5	12	0
Morgan	2	30	15.0	21	0
Clausen	3	9	3.0	4	0
McCray	1	2	2.0	2	0
Williams	1	-8	-8.0	-8	0
O'Donnell	1	-12	-12.0	-12	0
BEARS	355	1441	4.1	32	8
OPPONENTS	421	1803	4.3	48	12

RECEIVING	No	Yds	Avg	Lg	TD
Forté	102	808	7.9	56	4
Bennett	90	916	10.2	37	6
Jeffery	85	1133	13.3	74	10
Marshall	61	721	11.8	47	8
Wilson	17	140	8.2	17	1
Rosario	16	116	7.3	22	0
Morgan	10	70	7.0	13	1
Holmes	8	67	8.4	15	0
Carey	5	57	11.4	18	0
Spurlock	1	8	8.0	8	0
Perry	1	-1	-1.0	-1	0
BEARS	396	4035	10.2	74	30
OPPONENTS	366	4458	12.2	73t	34

PUNTING	No	Yds	Avg	Net	TB	In	Lg	B
O'Donnell	71	3107	43.8	37.7	3	20	61	1
BEARS	72	3107	43.2	37.7	3	20	61	1
OPPONENTS	49	2109	43.0	38.8	5	16	62	0

INTS	No	Yds	Avg	Lg	TD
Fuller	4	81	20.3	31	0
Mundy	4	52	13.0	45t	1
Conte	3	6	2.0	5	0
Briggs	1	2	2.0	2	0
Hurst	1	0	0.0	0	0
Vereen	1	0	0.0	0	0
BEARS	14	141	10.1	45t	1
OPPONENTS	19	433	22.8	82t	1

KO RETURNS	No	Yds	Avg	Lg	TD
Williams	24	579	24.1	101t	
Mariani	20	510	25.5	67	0
Ross	5	106	21.2	24	0
Perry	4	88	22.0	21	0
Rosario	2	7	3.5	10	0
BEARS	55	1290	23.5	101t	1
OPPONENTS	35	614	17.5	31	0

PUNT RET.	Ret	FC	Yds	Avg	Lg	TD
Holmes	9	5	50	5.6	22	0
Mariani	7	5	29	4.1	16	0
Williams	4	2	30	7.5	13	0
McManis	1	0	0	0.0	0	0
Spurlock	0	1	0	-	-	0
BEARS	21	13	109	5.2	22	0
OPPONENTS	33	19	335	10.2	79t	1

FGs	1-19	20-29	30-39	40-49	50+
Gould	0/0	4/4	2/3	3/4	0/1
Feely	0/0	1/1	1/1	1/2	0/0
BEARS	0/0	5/5	3/4	4/6	0/1
OPPONENTS	1/1	11/11	9/13	6/6	6/8
Gould: (41G,37G) () (24G,45G) (23G) (35N,45G) (25G,28G) () () (47N) (54N) (35G) () () () () ()					
Feely: () () () () () () () () () () () () () () () (48G,25G,43N,35G)					
OPPONENTS: (50G,33G,27G) (27G,24G) (43G,28G,22G,42G)(53G,38B) (44G) (52G,54G) (50N,33G,37B,19G) (23G,27G,39G) (20G,52G) (50G,38N,26G) (32G,39G)(46G,40G) (35G,27G) (51N,25G) (39G,37B,30G) (37G,44G)					

DEFENSE								
(Top 10)	T	S	A	FF	FR	PD	Sa	Int
Bostic	127	62	65	0	0	3	0.0	0
Mundy	108	85	23	0	1	4	1.0	4
Jones	98	54	42	0	1	0	2.0	0
McClellin	84	32	52	0	1	1	1.0	0
Fuller	73	54	19	3	0	9	0.0	4
Williams	73	35	38	0	0	1	0.0	0
Jennings	66	45	21	1	1	8	0.0	0
Briggs	65	27	38	1	0	2	0.0	1
Allen	64	47	17	2	2	4	5.5	0
Young	55	36	19	1	0	3	10.0	0

Sacks: Young 10.0, Ratliff 6.5, Paea 6.0, Allen 5.5, Bass 3.0, Ferguson 2.0, Jones 2.0, Houston 1.0, McClellin 1.0, Mundy 1.0, Washington 1.0. **TEAM: 39.0, OPPONENTS: 41.0**

USUAL STARTERS

Offense

WR.....Brandon Marshall
LT.....Jermon Bushrod
LG.....Matt Slauson
C.....Roberto Garza
RG.....Kyle Long
RT.....Jordan Mills
TE.....Martellus Bennett
WR.....Alishon Jeffery
QB.....Jay Cutler
RB.....Matt Forte
FB.....Dante Rosario

Defense

DE.....Lamarr Houston
DT.....Jeremiah Ratliff
DT.....Stephen Paea
DE.....Jared Allen
LB.....Lance Briggs
LB.....D.J. Williams
LB.....Shea McClellin
CB.....Kyle Fuller
CB.....Tim Jennings
S.....Ryan Mundy
S.....Chris Conte

RANKINGS

Team Stats	Bears	Avg	Rank
Total Yards.....	5233	327.1	21
Rushing Yards.....	1441	90.1	27
Passing Yards.....	3792	237.0	15
Points Scored.....	319	19.9	23

	Opp	Avg	Rank
Total Yards.....	6033	377.1	30
Rushing Yards.....	1803	112.7	17
Passing Yards.....	4230	264.4	30
Points Scored.....	442	27.6	31



CHICAGO BEARS ALL-TIME RESULTS

2015 CHICAGO BEARS STATISTICS

Record: 6-10, .375

4th Place, NFC North

Head Coach: John Fox

09/13	L	23-31	GREEN BAY	62,442
09/20	L	23-48	ARIZONA	62,351
09/27	L	0-26	at Seattle	69,002
10/04	W	22-20	OAKLAND	62,409
10/11	W	18-17	at Kansas City	75,799
10/18	L	34-37	ot at Detroit	57,648
11/01	L	20-23	MINNESOTA	62,311
11/09	W	22-19	at San Diego	68,033
11/15	W	37-13	at St. Louis	58,653
11/22	L	15-17	DENVER	62,483
11/26	W	17-13	at Green Bay	78,488
12/06	L	20-26	ot SAN FRANCISCO	62,088
12/13	L	21-24	WASHINGTON	61,026
12/20	L	17-38	at Minnesota	52,421
12/27	W	26-21	at Tampa Bay	63,734
01/03	L	20-24	DETROIT	61,177

	Bears	Opp
TOTAL FIRST DOWNS	312	307
Rushing	108	103
Passing	177	182
Penalty	27	22
3rd Down: Made/Att	93/219	89/201
3rd Down Pct.	42.5%	44.3%
4th Down: Made/Att	6/10	5/12
4th Down Pct.	60.0%	41.7%
POSSESSION AVG.	31:01	28:59
TOTAL NET YARDS	5514	5527
Avg. Per Game	344.6	345.4
Total Plays	1025	980
Avg. Per Play	5.4	5.6
NET YARDS RUSHING	1854	1934
Avg. Per Game	115.9	120.9
Total Rushes	468	433
NET YARDS PASSING	3660	3593
Avg. Per Game	228.8	224.6
Sacked/Yards Lost	34/183	35/237
Gross Yards	3843	3830
Attempts/Completions	523/334	512/322
Completion Pct.	63.9%	62.9%
Had Intercepted	12	8
PUNTS/AVERAGE	74/43.7	74/44.2
NET PUNTING AVG.	74/39.6	74/39.3
PENALTIES/YARDS	99/909	98/895
FUMBLES/BALL LOST	20/9	18/9
TOUCHDOWNS	34	47
Rushing	13	9
Passing	21	31
Returns	0	7

PASSING	Att	Cmp	Yds	Cmp%	Yd/Att	TD	TD%	Int	Int%	Lg	Sack/Lost	Rating
Cutler	483	311	3659	64.4%	7.57	21	4.3%	11	2.3%	87t	29/150	92.3
Clausen	40	23	184	57.5%	4.60	0	0.0%	1	2.5%	22	4/30	58.8
Mariani	0	0	0	0.0%	0.0	0	0.0	0	0.0%	0	1/3	0.0
BEARS	523	334	3843	63.9%	7.35	21	4.0%	12	2.3%	87t	34/183	89.7
Opponents	512	322	3830	62.9%	7.48	31	6.1%	8	1.6%	71t	35/237	99.3

Score by Period	1	2	3	4	OT	Tot
BEARS	41	125	45	124	0	335
OPPONENTS	110	108	72	100	9	397

SCORING	TDs:Ru-Pa-R	K-PAT	FG	S	Pts			
Gould	0	0	0	28/29	33/39	0	127	
Forté	7	4	3	0		1	44	
Langford	7	6	1	0		1	44	
Miller	5	0	5	0		0	30	
Jeffery	4	0	4	0		0	24	
Bennett	3	0	3	0		0	18	
Carey	3	2	1	0		0	18	
Bellamy	2	0	2	0		0	12	
Wilson	1	0	1	0		0	6	
Cutler	1	1	0	0		0	6	
Royal	1	0	1	0		0	6	
BEARS	34	13	21	0	28/29	33/39	2	335
Opponents	47	9	31	7	43/46	24/48	0	397
2-Pt. Conversions: TEAM: 2/5, OPPONENTS: 0/0								

RUSHING	No	Yds	Avg	Lg	TD
Forté	218	898	4.1	27	4
Langford	148	537	3.6	23	6
Cutler	38	201	5.3	26	1
Carey	43	159	3.7	11	2
Rodgers	14	41	2.9	5	0
Smith	1	11	11.0	11	0
Clausen	5	8	1.6	11	0
Royal	1	-1	-1.0	-1	0
BEARS	468	1854	4.0	27	13
Opponents	433	1934	4.5	44t	9

RECEIVING	No	Yds	Avg	Lg	TD
Jeffery	54	807	14.9	50	4
Bennett	53	439	8.3	24t	3
Forté	44	389	8.8	38	3
Royal	37	238	6.4	30	1
Miller	34	439	12.9	87t	5
Wilson	28	464	16.6	50	1
Mariani	22	300	13.6	26	0
Langford	22	279	12.7	83t	1
Bellamy	19	224	11.8	48t	2
Meredith	11	120	10.9	22	0
Housler	3	27	9.0	12	0
Carey	3	19	6.3	11	1
Thompson	2	81	40.5	45	0
Rodgers	1	10	10.0	10	0
Lee	1	7	7.0	7	0
BEARS	334	3843	11.5	87t	21
Opponents	322	3830	11.9	71t	31

PUNTING	No	Yds	Avg	Net	TB	In	Lg	B
O'Donnell	70	3097	44.2	39.7	4	28	72	1
Lanning	3	136	45.3	35.7	0	1	51	0
BEARS	74	3233	43.7	39.6	4	29	72	1
Opponents	74	3272	44.2	39.3	6	26	64	0

INTS	No	Yds	Avg	Lg	TD
Fuller	2	24	12.0	15	0
Young	1	39	39.0	39	0
Jones-Quartey	1	23	23.0	23	0
McPhee	1	13	13.0	13	0
Allen	1	2	2.0	2	0
Porter	1	2	2.0	2	0
Anderson	1	0	0.0	0	0
BEARS	8	103	12.9	39	0
Opponents	12	241	20.1	68t	3

KO RETURNS	No	Yds	Avg	Lg	TD
Mariani	16	418	26.1	47	0
Thompson	14	409	29.2	74	0
Carey	2	38	19.0	22	0
Rodgers	1	15	15.0	15	0
Bellamy	0	12	0.0	12	0
BEARS	33	892	27.0	74	0
Opponents	39	983	25.2	108t	2

PUNT RET.	Ret	FC	Yds	Avg	Lg	TD
Mariani	29	22	192	6.6	20	0
Callahan	1	0	34	34.0	34	0
Royal	1	0	16	16.0	16	0
BEARS	31	22	242	7.8	34	0
Opponents	30	22	226	7.5	65t	1

FGs	1-19	20-29	30-39	40-49	50+
Gould	1/1	8/8	10/12	7/9	7/9
BEARS	1/1	8/8	10/12	7/9	7/9
OPPONENTS	0/0	7/8	8/8	6/6	3/6
Gould: (28G,50G,44G) (40G,23G,51G) () (19G,54G,49G) (44G,30G) (27G,23G,38G,29G) (55G,33G,51N) (47N,34N) (35G,37G,36G) (46G,37G,37G) (21G) (40G,51G,40N,36N) (50N) (51G) (26G,27G,50G,39G) (49G,34G)					
OPPONENTS: (37G) () (31G,21G,45G,48G) (29G,41G) (35G,27B,66SH) (39G,32G,27G) (43G,48G,36G) (31G,22G) (26G,38G) (24G) (22G,50G) () (47G) (53G) (52N) (54N,59G)					

DEFENSE	T	S	A	FF	FR	PD	Sa	Int
(Top 10)								
Amos	108	78	30	0	0	4	1.0	0
Jones	98	70	28	0	1	4	0.0	0
McClellin	96	65	31	1	1	2	0.0	0
McPhee	64	43	21	1	0	3	6.0	1
Acho	60	31	29	1	1	1	0.0	0
Fuller	56	45	11	0	0	15	0.0	2
Houston	51	34	17	0	1	0	8.0	0
Young	47	31	16	0	0	3	6.5	1
Rolle	45	32	13	0	0	1	0.0	0
Anderson	40	31	9	0	0	5	0.0	1

Sacks: Houston 8.0, Young 6.5, McPhee 6.0, Goldman 4.5, Jenkins 4.0, Gaston 1.0, Amos 1.0, Unrein 1.0, Scruggs 1.0, Prosinski 1.0, Callahan 1.0.

TEAM: 35.0, Opponents: 34.0

USUAL STARTERS

Offense

WR.....Eddie Royal
LT.....Charles Leno
LG.....Matt Slauson
C.....Hroniss Grasu
RG.....Vladimir Ducasse
RT.....Kyle Long
TE.....Martellus Bennett
WR.....Alshon Jeffery
QB.....Jay Cutler
RB.....Matt Forté
FB/TE.....Zach Miller

Defense

DE.....Mitch Unrein
NT.....Eddie Goldman
DE.....Jarvis Jenkins
OLB.....Sam Acho
ILB.....Shea McClellin
ILB.....Christian Jones
OLB.....Pernell McPhee
CB.....Tracy Porter
CB.....Kyle Fuller
S.....Adrian Amos
S.....Antrel Rolle

RANKINGS

Team Stats

	Bears	Avg	Rank
Total Yards	5514	344.6	21
Rushing Yards	1854	115.9	11
Passing Yards	3660	228.8	23
Points Scored	335	20.9	23

	Opp	Avg	Rank
Total Yards	5527	345.4	14
Rushing Yards	1934	120.9	22t
Passing Yards	3593	224.6	4
Points Scored	397	24.8	20

BEARS vs. ACTIVE TEAMS

	Regular season		Post-season		Overall
	Road	Home	Road	Home	
Arizona Cardinals	3-1	2-2			58-28-6
Chicago Cardinals	15-11-1	30-8-5			
Card-Pitt	1-0	1-0			
Phoenix Cardinals	1-0	0-0			
St. Louis Cardinals	1-4	4-2			
Atlanta Falcons	6-7	8-5			14-12
Baltimore Ravens	0-2	3-0			3-2
Buffalo Bills	2-4	5-1			7-5
Carolina Panthers	1-3	4-0		0-1	5-4
Cincinnati Bengals	2-2	2-4			4-6
Cleveland Browns	2-7	4-2			6-9
Dallas Cowboys	5-6	6-6	0-1	0-1	11-14
Denver Broncos	3-5	4-3			7-8
Detroit Lions	40-42	51-27-3			96-71-5
Portsmouth Spartans	2-2-1	3-0-1			
Green Bay Packers	42-45-4	51-46-2		1-1	94-92-6
Houston Texans	0-1	0-2		+	0-3
Indianapolis Colts	3-0	3-1		0-1	19-23
Baltimore Colts	6-11	7-10			
Jacksonville Jaguars	2-1	2-1			4-2
Kansas City Chiefs	3-3	4-2			7-5
Los Angeles Rams	14-14-1	20-10-2	0-1	1-0	53-36-3
St. Louis Rams	3-4	3-2			
Cleveland Rams	5-3	6-2			
Miami Dolphins	3-4	1-4			4-8
Minnesota Vikings	21-34	29-23-2	1-0	+	51-57-2
New England Patriots	0-4	3-5		1-0	4-9
New Orleans Saints	5-6	8-8		2-0	15-14
New York Giants	14-8-2	14-11	1-3	4-0	33-22-2
New York Jets	4-1	4-2			8-3
Oakland Raiders	2-3	3-2			7-7
Los Angeles Raiders	1-1	1-1			
Philadelphia Eagles	13-6-1	15-4	0-1	1-1	30-12-1
Steagles		1-0			
Pittsburgh Steelers	4-6-1	10-1			21-7-1
Pittsburgh Pirates	3-0	1-0			
Card-Pitt	1-0	1-0			
Steagles		1-0			
San Diego Chargers	3-4	4-1			7-5
San Francisco 49ers	13-20	17-10-1	0-2	0-1	30-33-1
Seattle Seahawks	2-5	2-6		2-0	6-11
Tampa Bay Buccaneers	+17-12	21-6			38-18
Tennessee Titans	2-0	0-1			6-5
Tennessee Oilers	1-0	0-0			
Houston Oilers	1-2	2-2			
Washington Redskins	7-12	9-8	2-1	1-3	23-25-1
Boston Redskins/Braves	3-1-1	1-0			
ACTIVE TEAMS	283-307-12	371-231-16			671-556-28
EXTINCT FRANCHISES	25-10-5	65-7-9			90-17-14
TOTAL	308-317-17	436-238-25	4-9	13-9	761-573-42*

Note: *Three victories are subtracted from the listed overall victory total. The Eagles and Steelers (Steagles) merged in 1943 (1-0) and the Cardinals and Steelers (Card-Pitt) merged in 1944 (2-0). Games are officially recorded under both teams (though only counted once in the "TOTAL" line).

+ Bears were designated as home team, but game was at neutral site.

+ Bears were designated as visiting team, but game was at neutral site.

2016 opponents in bold.



A	Atlanta Fulton Co. Stadium	3-4	G	Olympic Stadium, Berlin, Germany	*	PH	Municipal Stadium, Philadelphia	3-0
AD	Adelphia Coliseum	*	GB	City Stadium, Green Bay	21-16-4	PI	Forbes Field, Pittsburgh	7-2-1
AK	Akron Rubber Bowl	0-1	GD	Georgia Dome, Atlanta	3-3	PO	Portsmouth, OH	1-2-1
AN	Anaheim Stadium	1-4	GI	Gillette Stadium, Foxboro, MA	0-2	PX	University of Phoenix Stadium	2-0
B	Memorial Stadium, Baltimore	6-11	H	Astrodome, Houston	1-2	R	Reliant Stadium, Houston	0-1
BA	PSINet Stadium, Baltimore	0-2	HF	Heinz Field, Pittsburgh	0-1	RC	Rogers Centre, Toronto	1-0
BF	Rich Stadium, Buffalo	1-4	I	RCA Dome, Indianapolis	2-0	RJ	Raymond James Stadium, Tampa	2-4
BK	Baker Bowl, Philadelphia	1-0-1	IL	University of Illinois, Champaign	3-5	S	Soldier Field, Chicago	196-128-1
BO	Fenway Park, Boston	3-0-1	JX	Jacksonville Municipal Stad, FL	1-0		since 2003	59-45
BR	Ebbs Field, Brooklyn	5-0*		ALLTEL Stadium, Jacksonville	1-1	SC	University of South Carolina	*
C	Ericsson Stadium, Charlotte, NC	1-3	KC	Arrowhead Stadium, Kansas City	2-3	SD	Qualcomm Stadium, San Diego	1-4
CB	Cleveland Browns Stadium	0-1	KZ	Kezar Stadium, San Francisco	8-10	SE	Kingdome, Seattle	1-2
CI	Cinergy Field, Cincinnati	1-1	LA	Memorial Coliseum, LA	14-12-1	SF	3Com Park, San Francisco	4-11
CL	Cleveland Stadium	6-9	LE	Levi's Stadium, Santa Clara, CA	1-0	SH	Shibe Park, Philadelphia	2-1
CM	Comiskey Park, Chicago	13-10	LF	Lincoln Financial Field, PHI	2-0	SI	Staten Island, NY	1-4
CN	Fawcett Stadium, Canton, OH	*	LM	Linbeau Field, Green Bay	19-27	SL	Busch Stadium, St. Louis	1-5
CO	The Coliseum, Nashville, TN	2-0	LO	Lucas Oil Field, Indianapolis	1-0	SP	Joe Albi Stadium, Spokane, WA	*
COS	AT&T Stadium, Arlington, TX	2-0	M	Metrodome, Minneapolis	11-18	SS	Seahawks Stadium, Seattle	0-1
CR	Crosley Field, Cincinnati	1-0	ME	MetLife Stadium, E. Rutherford, NJ	1-1		Qwest Field	1-1
CS	Chicago Stadium	1-0	MI	Orange Bowl, Miami	0-3	SW	Ullevi Stadium, Sweden	*
D	Briggs (Tiger) Stadium, Detroit	21-18	ML	County Stadium, Milwaukee	0-1	TB	Houlihan's Stadium, Tampa	13-7
DA	Cotton Bowl, Dallas	1-0	MN	Metropolitan Stad, Minneapolis	8-13	TCF	TCF Bank Stadium, Minneapolis	1-1
DB	Croke Park, Dublin, Ireland	*	MP	Mills Park, Chicago	0-0-1	TL	Tulane Stadium, New Orleans	2-0
DC	RFK Stadium, Washington, DC	3-5	MT	M&T Bank Stadium, Baltimore	0-1	TM	Sun Devil Stadium, Tempe, AZ	2-1
DN	Mile High Stadium, Denver	2-4	ND	Notre Dame, IN	1-0*	TR	Three Rivers Stadium, Pittsburgh	1-3
	Invesco Field at Mile High, Denver	1-0	NE	Foxboro Stadium, MA	0-1	TS	Thier Stadium, Baton Rouge, LA	1-0
	Sports Authority Field, Denver	0-1	NJ	Meadowlands, East Rutherford, NJ	7-2	TX	Texas Stadium, Irving, TX	2-6
DO	Dolphin Stadium, Miami	0-1	NO	Superdome, New Orleans	3-6	TW	Trans World Dome, St. Louis, MO	1-1
	Joe Robbie Stadium, Miami	1-0	NP	Normal Park, Chicago	2-1	UD	University of Detroit Stadium	1-1
	Pro Player Stadium, Miami	1-1	NY	Yankee Stadium, New York	2-2-1	V	Veterans Stadium, Philadelphia	4-4
	Sun Life Stadium, Miami	1-0	O	Network Associates Coliseum, OAK	1-2	VA	Vanderbilt Stadium, Nashville, TN	0-1
DS	Dyche Stadium, Evanston	1-0		McAfee Coliseum	1-0	W	Wrigley Field, Chicago	221-89-22
EJ	Edward Jones Dome, St. Louis, MO	2-1		O.co Coliseum	0-1	WA	Griffith Stadium, Washington, DC	5-4
FF	FedEx Field, Washington, DC	1-3	P	Pontiac Silverdome, Detroit	11-14	WS	Wembley Stadium, London	1-0
FO	Ford Field, Detroit, MI	6-6	PB	Paul Brown Stadium, Cincinnati	1-1			
FR	Franklin Field, Univ. of Penn	1-1	PG	Polo Grounds, New York	11-7-1		* Preseason games only	

* Preseason games only

thu	Thursday Night
thank	Thanksgiving Day
sat	Saturday
sn	Sunday Night
nfln	NFL Network

	Road	Home	Total		Road	Home	Total
Akron Pros		2-0-1	2-0-1	Frankford Yellow Jackets	2-3-1	5-1-1	7-4-2
Akron Indians		1-0	1-0	Hammond Pros		3-0	3-0
Boston Yanks	2-0	1-0	3-0	Kewanee Walworths		1-0	1-0
Brooklyn Dodgers	5-0	5-0-1	10-0-1	Louisville Colonels		1-0	1-0
Buffalo All-Americans		3-1	3-1	Milwaukee Badgers	1-0	2-0-1	3-0-1
Buffalo Bisons	1-0	0-1	1-1	Minneapolis Marines	3-0		3-0
Canton Bulldogs		2-2	2-2	Minneapolis Redjackets	1-0	2-0	3-0
Champaign American Legion	1-0		1-0	Moline Tractors		1-0	1-0
Chicago Tigers	2-0		2-0	New York Yankees	0-1	2-0	2-1
Cincinnati Reds	1-0	1-0	2-0	New York Yanks	1-1	2-0	3-1
Cleveland Bulldogs	0-1	2-0	2-1	Oorang Indians		2-0	2-0
Cleveland Indians		2-0	2-0	Pottsville Maroons		3-0	3-0
Columbus Tigers		2-0	2-0	Providence Steam Roller	0-1	0-0-1	0-1-1
Dallas Texans	0-1	1-0	1-1	Racine Legion	1-0	1-0-2	2-0-2
Dayton Triangles		4-0	4-0	Rochester Jeffersons		2-0	2-0
Detroit Panthers	1-1	1-0-1	2-1-1	Rock Island Independents	2-1-3	6-0-1	8-1-4
Detroit Tigers		1-0	1-0	Rockford AAC	1-0		1-0
Detroit Wolverines		0-2	0-2	Staten Island Stapletons	0-0-1	1-0	1-0-1
Duluth Eskimos		2-0	2-0	Toledo Maroons		1-0	1-0
				TOTAL	25-10-5	65-7-9	90-17-14

ALL-TIME SERIES RESULTS



ARIZONA CARDINALS

W-58

L-28

T-6

In 1930-37, the Bears and Cardinals shared Wrigley Field. "H" designates the Bears as the home team; "V" designates the Bears as visitors.

1920 - Cardinals, 7-6 (V,NP) Staleys, 10-0 (V,NP)	1936 - Bears, 7-3 (H,W) Cardinals, 14-7 (V,W)	Cardinals, 24-14 (H,W)
1921 - Tie, 0-0 (H,W)	1937 - Bears, 16-7 (H,W) Bears, 42-28 (V,W)	1952 - Cardinals, 21-10 (V,CM) Bears, 10-7 (H,W)
1922 - Cardinals, 6-0 (V,CM) thank Cardinals, 9-0 (V,CM)	1938 - Bears, 16-13 (V,S) Bears, 34-28 (H,W)	1953 - Cardinals, 24-17 (H,W)
1923 - Bears, 3-0 (H,W) thank	1939 - Bears, 44-7 (H,W) Bears, 48-7 (V,CM)	1954 - Bears, 29-7 (V,CM)
1924 - Bears, 6-0 (H,W) Bears, 21-0 (V,CM) thank	1940 - Cardinals, 21-7 (V,CM) Bears, 31-23 (H,W)	1955 - Cardinals, 53-14 (V,CM)
1925 - Cardinals, 9-0 (V,CM) Tie, 0-0 (H,W) thank	1941 - Bears, 53-7 (H,W) Bears, 34-24 (V,CM)	1956 - Bears, 10-3 (H,W)
1926 - Bears, 16-0 (H,W) Bears, 10-0 (V,S) Tie, 0-0 (H,W) thank	1942 - Bears, 41-14 (H,W) Bears, 21-7 (V,CM)	1957 - Bears, 14-6 (V,CM)
1927 - Bears, 9-0 (V,NP) Cardinals, 3-0 (H,W) thank	1943 - Bears, 20-0 (H,W) Bears, 35-24 (V,CM)	1958 - Bears, 30-14 (H,W)
1928 - Bears, 15-0 (V,NP) Bears, 34-0 (H,W) thank	1944 - Bears, 34-7 (H,W) Bears, 49-7 (V,PI)	1959 - Bears, 31-7 (V,S)
1929 - Tie, 0-0 (H,W) Cardinals, 40-6 (V,CM) thank	1945 - Cardinals, 16-7 (H,W) Bears, 28-20 (V,CM)	1965 - Bears, 34-13 (W)
1930 - Bears, 32-6 (V,CM) Bears, 6-0 (H,W) thank	1946 - Bears, 34-17 (V,CM) Cardinals, 35-28 (H,W)	1966 - Cardinals, 24-17 (SL)
1931 - Bears, 26-13 (H,W) Bears, 18-7 (V,W) thank	1947 - Cardinals, 31-7 (V,CM) Cardinals, 30-21 (H,W)	1967 - Bears, 30-3 (W)
1932 - Tie, 0-0 (H,W) Bears, 34-0 (V,W) thank	1948 - Bears, 28-17 (V,CM) Cardinals, 24-21 (H,W)	1969 - Cardinals, 20-17 (SL)
1933 - Bears, 12-9 (V,W) Bears, 22-6 (H,W) thank	1949 - Bears, 17-7 (V,CM) Bears, 52-21 (H,W)	1972 - Bears, 27-10 (SL)
1934 - Bears, 20-0 (H,W) Bears, 17-6 (H,W)	1950 - Bears, 27-6 (H,W) Cardinals, 20-10 (V,CM)	1975 - Cardinals, 34-20 (S)
1935 - Tie, 7-7 (H,W) Bears, 13-0 (V,W)	1951 - Cardinals, 28-14 (V,CM)	1977 - Cardinals, 16-13 (SL)
		1978 - Bears, 17-10 (S)
		1979 - Bears, 42-6 (S)
		1982 - Cardinals, 10-7 (S)
		1984 - Cardinals, 38-21 (SL)
		1990 - Bears, 31-21 (TM)
		1994 - Bears, 19-16 (TM) +
		1998 - Cardinals, 20-7 (TM)
		2001 - Bears, 20-13 (S)
		2003 - Bears, 28-3 (S)
		2006 - Bears, 24-23 (PX) mnf
		2009 - Cardinals, 41-21 (S)
		2012 - Bears, 28-13 (PX)
		2015 - Cardinals, 48-24 (S)



ATLANTA FALCONS

W-14

L-12

T-0

1966 - Bears, 23-6 (W)	1977 - Falcons, 16-10 (S)	1998 - Falcons, 20-13 (GD)
1967 - Bears, 23-14 (A)	1978 - Bears, 13-7 (S)	2001 - Bears, 31-3 (GD)
1968 - Falcons, 16-13 (W)	1980 - Falcons, 28-17 (A)	2002 - Bears, 14-13 (GD)
1969 - Falcons, 48-31 (A)	1983 - Falcons, 20-17 (S)	2005 - Bears, 16-3 (S) sn
1970 - Bears, 23-14 (A)	1985 - Bears, 36-0 (S)	2008 - Falcons, 22-20 (GD)
1972 - Falcons, 37-21 (S)	1986 - Bears, 13-10 (A)	2009 - Falcons, 21-14 (GD) sn
1973 - Falcons, 46-6 (A)	1990 - Bears, 30-24 (S)	2011 - Bears, 30-12 (S)
1974 - Falcons, 13-10 (A)	1992 - Bears, 41-31 (S)	2014 - Bears, 27-13 (GD)
1976 - Falcons, 10-0 (S)	1993 - Bears, 6-0 (S)	



BALTIMORE RAVENS

W-3

L-2

T-0

1998 - Bears, 24-3 (S)	2013 - Bears, 23-20 (S) +
2001 - Ravens, 17-6 (BA)	
2005 - Bears, 10-6 (S)	
2009 - Ravens, 31-7 (MT)	

FR First Round Playoffs
SR Second Round Playoffs
WC Wild Card Game
WCR Wild Card Round
DP Divisional Playoff

CC Conference Championship
NFL NFL Title Game
SB Super Bowl
+ Overtime
mnf Monday Night Football

thu Thursday Night
thank Thanksgiving Day
sat Saturday
sn Sunday Night
nfln NFL Network

HISTORY



CHICAGO BEARS ALL-TIME SERIES RESULTS



BUFFALO BILLS

W-7

L-5

T-0

1970 – Bears, 31-13 (W)
1974 – Bills, 16-6 (BF)
1979 – Bears, 7-0 (BF)
1988 – Bears, 24-3 (S)
1991 – Bills, 35-20 (BF)
1994 – Bears, 20-13 (S)

1997 – Bears, 20-3 (S)
2000 – Bills, 20-3 (BF)
2002 – Bills, 33-27 (BF) +
2006 – Bears, 40-7 (S)
2010 – Bears, 22-19 (RC)
2014 – Bills, 23-20 (S) +



CAROLINA PANTHERS

W-5

L-4

T-0

1995 – Bears, 31-27 (S)
2002 – Panthers, 24-14 (C)
2005 – Bears, 13-3 (S)
2005 – Panthers, 29-21 (S) DP
2008 – Panthers, 20-17 (C)

2010 – Bears, 23-6 (C)
2011 – Bears, 34-29 (S)
2012 – Bears, 23-22 (S)
2014 – Panthers, 31-24 (C)



CINCINNATI BENGALS

W-4

L-6

T-0

1972 – Bengals, 13-3 (S)
1980 – Bengals, 17-14 (S) +
1986 – Bears, 44-7 (CI)
1989 – Bears, 17-14 (S)
1992 – Bengals, 31-28 (S)+ sn
1995 – Bengals, 16-10 (CI)

2001 – Bears, 24-0 (PB)
2005 – Bengals, 24-7 (S)
2009 – Bengals, 45-10 (PB)
2013 – Bears, 24-21 (S)



CLEVELAND BROWNS

W-6

L-9

T-0

1951 – Browns, 42-21 (CL)
1954 – Browns, 39-10 (W)
1960 – Browns, 42-0 (CL)
1961 – Bears, 17-14 (W)
1967 – Browns, 24-0 (CL)
1969 – Browns, 28-24 (W)
1972 – Bears, 17-0 (CL)
1980 – Browns, 27-21 (CL) mnf

1986 – Bears, 41-31 (S)
1989 – Browns, 27-7 (CL) mnf
1992 – Browns, 27-14 (CL)
2001 – Bears, 27-21 (S) +
2005 – Browns, 20-10 (CB)
2009 – Bears, 30-6 (S)
2013 – Bears, 38-31 (CB)



DALLAS COWBOYS

W-11

L-14

T-0

1960 – Bears, 17-7 (W)
1962 – Bears, 34-33 (DA)
1964 – Cowboys, 24-10 (W)
1968 – Cowboys, 34-3 (W)
1971 – Bears, 23-19 (S)
1973 – Cowboys, 20-17 (S)
1976 – Cowboys, 31-21 (TX)
1977 – Cowboys, 37-7 (TX) WC
1979 – Cowboys, 24-20 (TX)
1981 – Cowboys, 10-9 (TX) thank

1984 – Cowboys, 23-14 (S)
1985 – Bears, 44-0 (TX)
1986 – Bears, 24-10 (TX)
1988 – Bears, 17-7 (S)
1991 – Cowboys, 17-13 (S) FR
1992 – Cowboys, 27-14 (TX)
1996 – Bears, 22-6 (S) mnf
1997 – Cowboys, 27-3 (TX)
1998 – Bears, 13-12 (S)
2004 – Cowboys, 21-7 (TX) thank

2007 – Cowboys, 34-10 (S) sn
2010 – Bears, 27-20 (COS)
2012 – Bears, 34-18 (COS) mnf
2013 – Bears, 45-28 (S) mnf
2014 – Cowboys, 41-28 (S) thu nfln



DENVER BRONCOS

W-7

L-8

T-0

1971 – Broncos, 6-3 (DN)
1973 – Bears, 33-14 (DN)
1976 – Broncos, 28-14 (S)
1978 – Broncos, 16-7 (DN) mnf
1981 – Bears, 35-24 (S)
1983 – Bears, 31-14 (S)
1984 – Bears, 27-0 (S)

1987 – Broncos, 31-29 (DN) mnf
1990 – Bears, 16-13 (DN) +
1993 – Broncos, 13-3 (S) sat
1996 – Broncos, 17-12 (DN)
2003 – Bears, 19-10 (DN)
2007 – Bears, 37-34 (S) +
2011 – Broncos, 13-10 (DN) +

2015 – Broncos, 17-15 (S)



DETROIT LIONS

W-96

L-71

T-5

1930 – Spartans, 7-6 (P0)
Bears, 14-6 (W)
1931 – Bears, 9-6 (W)
Spartans, 3-0 (P0)
1932 – Tie, 13-13 (W)
Tie, 7-7 (P0)
Bears, 9-0 (CS)
1933 – Bears, 17-14 (W)
Bears, 17-7 (P0)
1934 – Bears, 19-16 (UD)
Bears, 10-7 (W) thank
1935 – Tie, 20-20 (W)
Lions, 14-2 (D) thank
1936 – Bears, 12-10 (W)
Lions, 13-7 (D) thank
1937 – Bears, 28-20 (W)
Bears, 13-0 (D) thank
1938 – Lions, 13-7 (W)
Lions, 14-7 (D) thank
1939 – Lions, 10-0 (W)
Bears, 23-13 (D)
1940 – Bears, 7-0 (W)
Lions, 17-14 (UD)

1941 – Bears, 49-0 (W)
Bears, 24-7 (D)
1942 – Bears, 16-0 (W)
Bears, 42-0 (D)
1943 – Bears, 27-21 (D)
Bears, 35-14 (W)
1944 – Tie, 21-21 (W)
Lions, 41-21 (D)
1945 – Lions, 16-10 (D)
Lions, 35-28 (W)
1946 – Bears, 42-6 (W)
Bears, 45-24 (D)
1947 – Bears, 33-24 (W)
Bears, 34-14 (D) thank
1948 – Bears, 28-0 (W)
Bears, 42-14 (D)
1949 – Bears, 27-24 (W)
Bears, 28-7 (D) thank
1950 – Bears, 35-21 (D)
Bears, 6-3 (W)
1951 – Bears, 28-23 (D)
Lions, 41-28 (W)

1952 – Bears, 24-23 (W)
Lions, 45-21 (D)
1953 – Lions, 20-16 (W)
Lions, 13-7 (D)
1954 – Lions, 48-23 (D)
Bears, 28-24 (W)
1955 – Bears, 24-14 (D)
Bears, 21-20 (W)
1956 – Lions, 42-10 (D)
Bears, 38-21 (W)
1957 – Bears, 27-7 (D)
Lions, 21-13 (W)
1958 – Bears, 20-7 (D)
Bears, 21-16 (W)
1959 – Bears, 24-14 (D)
Bears, 25-14 (W)
1960 – Bears, 28-7 (W)
Lions, 36-0 (D)
1961 – Bears, 31-17 (D)
Lions, 16-15 (W)
1962 – Lions, 11-3 (D)
Bears, 3-0 (W)

SUPER BOWL TV AUDIENCES...

Super Bowl television ratings and shares, including network (N) (both NBC and CBS televised the first Super Bowl). The rating (R) represents the percentage of televisions tuned in to a program. The share (S) is the percentage of televisions on at the time that watched.

SB	Year	N	R	S	Result
50	2016	CBS	46.6	72	DEN 24, CAR 10
XLIX	2015	NBC	47.5	71	NE 28, SEA 24
XLVIII	2014	FOX	46.7	69	SEA 43, DEN 8
XLVII	2013	CBS	46.4	69	BAL 34, SF 31
XLVI	2012	NBC	47.1	71	NYG 21, NE 17
XLV	2011	FOX	46.0	69	GB 31, PIT 25
XLIV	2010	CBS	45.0	68	NO 31, IND 17
XLIII	2009	NBC	42.0	64	PIT 27, ARZ 23
XLII	2008	FOX	43.1	65	NYG 17, NE 14
XLI	2007	CBS	42.6	64	IND 29, CHI 17
XL	2006	ABC	41.6	62	PIT 21, SEA 10
XXXIX	2005	FOX	41.1	62	NE 24, PHI 21
XXXVIII	2004	CBS	41.4	63	NE 32, CAR 29
XXXVII	2003	ABC	40.7	61	TB 48, OAK 21
XXXVI	2002	FOX	40.4	61	NE 20, STL 17
XXXV	2001	CBS	40.4	61	BAL 34, NYG 7
XXXIV	2000	ABC	43.3	63	STL 23, TEN 16
XXXIII	1999	FOX	40.2	61	DEN 34, ATL 19
XXXII	1998	NBC	44.5	67	DEN 31, GB 24
XXXI	1997	FOX	43.3	65	GB 35, NE 21
XXX	1996	NBC	46.0	68	DAL 27, PIT 17
XXIX	1995	ABC	41.3	62	SF 49, SD 26
XXVIII	1994	NBC	45.5	66	DAL 30, BUF 13
XXVII	1993	NBC	45.1	66	DAL 52, BUF 17
XXVI	1992	CBS	40.3	61	WAS 37, BUF 24
XXV	1991	ABC	41.9	63	NYG 20, BUF 19

SB	Year	N	R	S	Result
XXIV	1990	CBS	39.0	63	SF 55, DEN 10
XXIII	1989	NBC	43.5	68	SF 20, CIN 16
XXII	1988	ABC	41.9	62	WAS 42, DEN 10
XXI	1987	CBS	45.8	66	NYG 39, DEN 20
XX	1986	NBC	48.3	70	CHI 46, NE 10
XIX	1985	ABC	46.4	63	SF 38, MIA 16
XVIII	1984	CBS	46.4	71	LARai 38, WAS 9
XVII	1983	NBC	48.6	69	WAS 27, MIA 17
XVI	1982	CBS	49.1	73	SF 26, CIN 21
XV	1981	NBC	44.4	63	OAK 27, PHI 10
XIV	1980	CBS	46.3	67	PIT 31, LARam 19
XIII	1979	NBC	47.1	74	PIT 35, DAL 31
XII	1978	CBS	47.2	67	DAL 27, DEN 10
XI	1977	NBC	44.4	73	OAK 32, MIN 14
X	1976	CBS	42.3	78	PIT 21, DAL 17
IX	1975	NBC	42.4	72	PIT 16, MIN 6
VIII	1974	CBS	41.6	73	MIA 24, MIN 7
VII	1973	NBC	42.7	72	MIA 14, WAS 7
VI	1972	CBS	44.2	74	DAL 24, MIA 3
V	1971	NBC	39.9	75	BAL 16, DAL 13
IV	1970	CBS	39.4	69	KC 23, MIN 7
III	1969	NBC	36.0	70	NYJ 16, BAL 7
II	1968	CBS	36.8	68	GB 33, OAK 14
I*	1967	NBC	18.5	36	GB 35, KC 10
I*	1967	CBS	22.6	43	

*Super Bowl I was broadcast on both NBC and CBS



CHICAGO BEARS ALL-TIME SERIES RESULTS

	DETROIT LIONS (continued)	W-96	L-71	T-5
1963 – Bears, 37-21 (D) Bears, 24-14 (W)	1981 – Lions, 48-17 (P) mnf Lions, 23-7 (S)	1999 – Lions, 21-17 (P) thank Bears, 28-10 (S)		
1964 – Lions, 10-0 (W) Bears, 27-24 (D) thank	1982 – Lions, 17-10 (P) Bears, 20-17 (S)	2000 – Lions, 21-14 (S) Bears, 23-20 (P)		
1965 – Bears, 38-10 (W) Bears, 17-10 (D)	1983 – Lions, 31-17 (P) Lions, 38-17 (S)	2001 – Bears, 13-10 (S) Bears, 24-0 (P)		
1966 – Lions, 14-3 (D) Tie, 10-10 (W)	1984 – Bears, 16-14 (S) Bears, 30-13 (P)	2002 – Lions, 23-20 (FO) + Bears, 20-17 (IL) +		
1967 – Bears, 14-3 (W) Bears, 27-13 (D)	1985 – Bears, 24-3 (S) Bears, 37-17 (P)	2003 – Bears, 24-16 (S) Lions, 12-10 (FO)		
1968 – Lions, 42-0 (D) Lions, 28-10 (W)	1986 – Bears, 13-7 (S) Bears, 16-13 (P) mnf	2004 – Lions, 20-16 (S) Lions, 19-13 (FO)		
1969 – Lions, 13-7 (D) Lions, 20-3 (W)	1987 – Bears, 30-10 (S) (2nd game cancelled)	2005 – Bears, 38-6 (S) Bears, 19-13 (FO) +		
1970 – Lions, 28-14 (D) mnf Lions, 16-10 (W)	1988 – Bears, 24-7 (P) Bears, 13-12 (S)	2006 – Bears, 34-7 (S) Bears, 26-21 (FO)		
1971 – Bears, 28-23 (D) Lions, 28-3 (S)	1989 – Bears, 47-27 (P) Lions, 27-17 (S)	2007 – Lions, 37-27 (FO) Lions, 16-7 (S)		
1972 – Lions, 14-0 (D) Lions, 38-24 (S)	1990 – Bears, 23-17 (S) + Lions, 38-21 (P) sn	2008 – Bears, 34-7 (FO) Bears, 27-23 (S)		
1973 – Lions, 30-7 (S) Lions, 40-7 (D)	1991 – Bears, 20-10 (S) Lions, 16-6 (P) thank	2009 – Bears, 48-24 (S) Bears, 37-23 (FO)		
1974 – Bears, 17-9 (S) Lions, 34-17 (D)	1992 – Bears, 27-24 (S) Lions, 16-3 (P)	2010 – Bears, 19-14 (S) Bears, 24-20 (FO)		
1975 – Lions, 27-7 (P) Bears, 25-21 (S)	1993 – Bears, 10-6 (P) thank Lions, 20-14 (S)	2011 – Lions, 24-13 (FO) mnf Bears, 37-13 (S)		
1976 – Bears, 10-3 (S) Lions, 14-10 (P)	1994 – Lions, 21-16 (P) Bears, 20-10 (S)	2012 – Bears, 13-7 (S) mnf Bears, 26-24 (FO)		
1977 – Bears, 30-20 (S) Bears, 31-14 (P) thank	1995 – Lions, 24-17 (S) Lions, 27-7 (P) mnf	2013 – Lions, 40-32 (FO) Lions, 21-19 (S)		
1978 – Bears, 19-0 (P) Lions, 21-17 (S)	1996 – Lions, 35-16 (P) Bears, 31-14 (S)	2014 – Lions, 34-17 (FO) Lions, 20-14 (S)		
1979 – Bears, 35-7 (S) Lions, 20-0 (P) thank	1997 – Lions, 32-7 (S) Lions, 55-20 (P) thank	2015 – Lions, 34-37 (FO) + Lions, 24-20 (S)		
1980 – Bears, 24-7 (S) Bears, 23-17 (P) + thank	1998 – Bears, 31-27 (S) Lions, 26-3 (P) sn			

Win-loss record includes playoff games

3,000-YARD PASSERS

In 2015, QB Jay Cutler threw for 3,659 net passing yards, the fourth highest single-season mark in team history. Cutler has registered five of the Bears 10 all-time 3,000-yard passing seasons and is the first player in team history with three or more occurrences.

CHICAGO BEARS 3,000-YARD PASSING SEASONS

Player	Season	Passing	Player	Season	Passing	Player	Season	Passing
1. Erik Kramer	1995	3,838	5. Jay Cutler	2010	3,274	9. Jay Cutler	2012	3,033
2. Jay Cutler	2014	3,812	6. Rex Grossman	2006	3,193	10. Erik Kramer	1997	3,011
3. Jay Cutler	2009	3,666	7. Billy Wade	1962	3,172			
4. Jay Cutler	2015	3,659	8. Jim Harbaugh	1991	3,121			

Number of 3,000-yard passing seasons: Jay Cutler-5, (2009, '10, '12, '14 & '15); Erik Kramer-2, (1995 & '97); Rex Grossman-1, (2006); Jim Harbaugh-1, (1991); Billy Wade-1, (1962).



GREEN BAY PACKERS

W-94

L-92

T-6

1921 – Staleys, 20-0 (W)
1923 – Bears, 3-0 (GB)
1924 – Bears, 3-0 (W)
1925 – Packers, 14-10 (GB)
Bears, 21-0 (W)
1926 – Tie, 6-6 (GB)
Bears, 19-13 (W)
Tie, 3-3 (W)
1927 – Bears, 7-6 (GB)
Bears, 14-6 (W)
1928 – Tie, 12-12 (GB)
Packers, 16-6 (W)
Packers, 6-0 (W)
1929 – Packers, 23-0 (GB)
Packers, 14-0 (W)
Packers, 25-0 (W)
1930 – Packers, 7-0 (GB)
Packers, 13-12 (W)
Bears, 21-0 (W)
1931 – Packers, 7-0 (GB)
Packers, 6-2 (W)
Bears, 7-6 (W)
1932 – Tie, 0-0 (GB)
Packers, 2-0 (W)
Bears, 9-0 (W)
1933 – Bears, 14-7 (GB)
Bears, 10-7 (W)
Bears, 7-6 (W)
1934 – Bears, 24-10 (GB)
Bears, 27-14 (W)
1935 – Packers, 7-0 (GB)
Packers, 17-14 (W)
1936 – Bears, 30-3 (GB)
Packers, 21-10 (W)
1937 – Bears, 14-2 (GB)
Packers, 24-14 (W)
1938 – Bears, 2-0 (GB)
Packers, 24-17 (W)
1939 – Packers, 21-16 (GB)
Bears, 30-27 (W)
1940 – Bears, 41-10 (GB)
Bears, 14-7 (W)
1941 – Bears, 25-17 (GB)
Packers, 16-14 (W)
Bears, 33-14 (W) CC
1942 – Bears, 44-28 (GB)
Bears, 38-7 (W)
1943 – Tie, 21-21 (GB)
Bears, 21-7 (W)
1944 – Packers, 42-28 (GB)
Bears, 21-0 (W)
1945 – Packers, 31-21 (GB)
Bears, 28-24 (W)
1946 – Bears, 30-7 (GB)
Bears, 10-7 (W)
1947 – Packers, 29-20 (GB)
Bears, 20-17 (W)

1948 – Bears, 45-7 (GB)
Bears, 7-6 (W)
1949 – Bears, 17-0 (GB)
Bears, 24-3 (W)
1950 – Packers, 31-21 (GB)
Bears, 28-14 (W)
1951 – Bears, 31-20 (GB)
Bears, 24-13 (W)
1952 – Bears, 24-14 (GB)
Packers, 41-28 (W)
1953 – Bears, 17-13 (GB)
Tie, 21-21 (W)
1954 – Bears, 10-3 (GB)
Bears, 28-23 (W)
1955 – Packers, 24-3 (GB)
Bears, 52-31 (W)
1956 – Bears, 37-21 (GB)
Bears, 38-14 (W)
1957 – Packers, 21-17 (GB)
Bears, 21-14 (W)
1958 – Bears, 34-20 (GB)
Bears, 24-10 (W)
1959 – Packers, 9-6 (GB)
Bears, 28-17 (W)
1960 – Bears, 17-14 (GB)
Packers, 41-13 (W)
1961 – Packers, 24-0 (GB)
Packers, 31-28 (W)
1962 – Packers, 49-0 (GB)
Packers, 38-7 (W)
1963 – Bears, 10-3 (GB)
Bears, 26-7 (W)
1964 – Packers, 23-12 (GB)
Packers, 17-3 (W)
1965 – Packers, 23-14 (LM)
Bears, 31-10 (W)
1966 – Packers, 17-0 (W)
Packers, 13-6 (LM)
1967 – Packers, 13-10 (LM)
Packers, 17-13 (W)
1968 – Bears, 13-10 (LM)
Packers, 28-27 (W)
1969 – Packers, 17-0 (LM)
Packers, 21-3 (W)
1970 – Packers, 20-19 (LM)
Bears, 35-17 (W)
1971 – Packers, 17-14 (S)
Packers, 31-10 (LM)
1972 – Packers, 20-17 (LM)
Packers, 23-17 (S)
1973 – Bears, 31-17 (LM)
Packers, 21-0 (S)
1974 – Bears, 10-9 (S) mnf
Packers, 20-3 (ML)
1975 – Bears, 27-14 (S)
Packers, 28-7 (LM)

1976 – Bears, 24-13 (S)
Bears, 16-10 (LM)
1977 – Bears, 26-0 (LM)
Bears, 21-10 (S)
1978 – Packers, 24-14 (LM)
Bears, 14-0 (S)
1979 – Bears, 6-3 (S)
Bears, 15-14 (LM)
1980 – Packers, 12-6 (LM) +
Bears, 61-7 (S)
1981 – Packers, 16-9 (S)
Packers, 21-17 (LM)
1982 – (both games cancelled
by players' strike)
1983 – Packers, 31-28 (LM)
Bears, 23-21 (S)
1984 – Bears, 9-7 (LM)
Packers, 20-14 (S)
1985 – Bears, 23-7 (S) mnf
Bears, 16-10 (LM)
1986 – Bears, 25-12 (LM) mnf
Bears, 12-10 (S)
1987 – Bears, 26-24 (LM)
Bears, 23-10 (S)
1988 – Bears, 24-6 (LM)
Bears, 16-0 (S)
1989 – Packers, 14-13 (LM)
Packers, 40-28 (S)
1990 – Bears, 31-13 (LM)
Bears, 27-13 (S)
1991 – Bears, 10-0 (LM) thu
Bears, 27-13 (S)
1992 – Bears, 30-10 (LM)
Packers, 17-3 (S)
1993 – Packers, 17-3 (LM)
Bears, 30-17 (S)
1994 – Packers, 33-6 (S) mnf
Packers, 40-3 (LM)
1995 – Packers, 27-24 (S) mnf
Packers, 35-28 (LM)
1996 – Packers, 37-6 (S)
Packers, 28-17 (LM)
1997 – Packers, 38-24 (LM) mnf
Packers, 24-23 (S)
1998 – Packers, 26-20 (LM)
Packers, 16-13 (S)
1999 – Bears, 14-13 (LM)
Packers, 35-19 (S)
2000 – Bears, 27-24 (LM)
Packers, 28-6 (S)
2001 – Packers, 20-12 (S)
Packers, 17-7 (LM)
2002 – Packers, 34-21 (IL) mnf
Packers, 30-20 (LM)
2003 – Packers, 38-23 (S) mnf
Packers, 34-21 (LM)

(continued on next page)



CHICAGO BEARS ALL-TIME SERIES RESULTS



GREEN BAY PACKERS (continued)

W-94**L-92****T-6***(continued from previous page)*

2004 - Bears, 21-10 (LM)
Packers, 31-14 (S)
2005 - Bears, 19-7 (S)
Bears, 24-17 (LM)
2006 - Bears, 26-0 (LM)
Packers, 26-7 (S) sn
2007 - Bears, 27-20 (LM) sn
Bears, 35-7 (S)

2008 - Packers, 37-3 (LM)
Bears, 20-17 (S) + mnf
2009 - Packers, 21-15 (LM) sn
Packers, 21-14 (S)
2010 - Bears, 20-17 (S) mnf
Packers, 10-3 (LM)
Packers, 21-14 (S) CC
2011 - Packers, 27-17 (S)
Packers, 35-21 (LM) sn

2012 - Packers, 23-10 (LM) thu nfln
Packers, 21-13 (S)
2013 - Bears, 27-20 (LM) mnf
Packers, 33-28 (S)
2014 - Packers, 38-17 (S)
Packers, 55-14 (LM) snf
2015 - Packers, 31-23 (S)
Bears, 17-13 (LM) thank



HOUSTON TEXANS

W-0**L-3****T-0**

2004 - Texans, 24-5 (S)
2008 - Texans, 31-24 (R)

2012 - Texans, 13-6 (S) sn



INDIANAPOLIS COLTS

W-19**L-23****T-0**

1953 - Colts, 13-9 (B)
Colts, 16-14 (W)
1954 - Bears, 28-9 (W)
Bears, 28-13 (B)
1955 - Colts, 23-17 (B)
Bears, 38-10 (W)
1956 - Colts, 28-21 (B)
Bears, 58-27 (W)
1957 - Colts, 21-10 (B)
Colts, 29-14 (W)
1958 - Colts, 51-38 (B)
Colts, 17-0 (W)
1959 - Bears, 26-21 (B)
Colts, 21-7 (W)
1960 - Colts, 42-7 (B)
Colts, 24-20 (W)
1961 - Bears, 24-10 (W)
Bears, 21-20 (B)

1962 - Bears, 35-15 (W)
Bears, 57-0 (B)
1963 - Bears, 10-3 (W)
Bears, 17-7 (B)
1964 - Colts, 52-0 (B)
Colts, 40-24 (W)
1965 - Colts, 26-21 (W)
Bears, 13-0 (B)
1966 - Bears, 27-17 (W)
Colts, 21-16 (B)
1967 - Colts, 24-3 (W)
1968 - Colts, 28-7 (B)
1969 - Colts, 24-21 (W)
1970 - Colts, 21-20 (B)
1975 - Colts, 35-7 (S)
1983 - Colts, 22-19 (B) +
1985 - Bears, 17-10 (S)
1988 - Bears, 17-13 (I)

1991 - Bears, 31-17 (I)
2000 - Bears, 27-24 (S)
2004 - Colts, 41-10 (S)
2006 - Colts, 29-17 (MI-DO) SB
2008 - Bears, 29-13 (LO) snf
2012 - Bears, 41-21 (S)



JACKSONVILLE JAGUARS

W-4**L-2****T-0**

1995 - Bears, 30-27 (JX)
1998 - Jaguars, 24-23 (S)
2001 - Bears, 33-13 (S)
2004 - Jaguars, 22-3 (JX)
2008 - Bears, 23-10 (S)

2012 - Bears, 41-3 (JX)



KANSAS CITY CHIEFS

W-7**L-5****T-0**

1973 - Chiefs, 19-7 (KC) mnf
1977 - Bears, 28-27 (S)
1981 - Bears, 16-13 (KC) +
1987 - Bears, 31-28 (S)
1990 - Chiefs, 21-10 (S) sat
1993 - Bears, 19-17 (KC)
1996 - Chiefs, 14-10 (KC)

1999 - Bears, 20-17 (S)
2003 - Chiefs, 31-3 (KC)
2007 - Bears, 20-10 (S)
2011 - Chiefs, 10-3 (S)
2015 - Bears, 18-17 (KC)



LOS ANGELES RAMS

W-53

L-36

T-3

1937 –	Bears, 20-2 (CL)
	Bears, 15-7 (W)
1938 –	Rams, 14-7 (W)
	Rams, 23-21 (CL)
1939 –	Bears, 30-21 (W)
	Bears, 35-21 (CL)
1940 –	Bears, 21-14 (CL)
	Bears, 47-25 (W)
1941 –	Bears, 48-21 (CL)
	Bears, 31-13 (W)
1942 –	Bears, 21-7 (CL)
	Bears, 47-0 (W)
1944 –	Rams, 19-7 (CL)
	Bears, 28-21 (W)
1945 –	Rams, 17-0 (CL)
	Rams, 41-21 (W)
1946 –	Tie, 28-28 (W)
	Bears, 27-21 (LA)
1947 –	Bears, 41-21 (LA)
	Rams, 17-14 (W)
1948 –	Bears, 42-21 (W)
	Bears, 21-6 (LA)
1949 –	Rams, 31-16 (W)
	Rams, 27-24 (LA)
1950 –	Bears, 24-20 (LA)
	Bears, 24-14 (W)
	Rams, 24-14 (LA) CC
1951 –	Rams, 42-17 (W)
1952 –	Rams, 31-7 (LA)
	Rams, 40-24 (W)
1953 –	Rams, 38-24 (LA)
	Bears, 24-21 (W)

1954 –	Rams, 42-38 (LA)
	Bears, 24-13 (W)
1955 –	Bears, 31-20 (LA)
	Bears, 24-3 (W)
1956 –	Bears, 35-24 (LA)
	Bears, 30-21 (W)
1957 –	Bears, 34-26 (W)
	Bears, 16-10 (LA)
1958 –	Bears, 31-10 (W)
	Rams, 41-35 (LA)
1959 –	Rams, 28-21 (W)
	Bears, 26-21 (LA)
1960 –	Bears, 34-27 (W)
	Tie, 24-24 (LA)
1961 –	Bears, 21-17 (LA)
	Bears, 28-24 (W)
1962 –	Bears, 27-23 (LA)
	Bears, 30-14 (W)
1963 –	Bears, 52-14 (LA)
	Bears, 6-0 (W)
1964 –	Bears, 38-17 (W)
	Bears, 34-24 (LA)
1965 –	Rams, 30-28 (LA)
	Bears, 31-6 (W)
1966 –	Rams, 31-17 (LA)
	Bears, 17-10 (W)
1967 –	Rams, 28-17 (W)
1968 –	Bears, 17-16 (LA)
1969 –	Rams, 9-7 (W)
1971 –	Rams, 17-3 (LA)
1972 –	Tie, 13-13 (S)
1973 –	Rams, 26-0 (S)

1975 –	Rams, 38-10 (LA)
1976 –	Rams, 20-12 (LA)
1977 –	Bears, 24-23 (S) mnf
1979 –	Bears, 27-23 (S)
1981 –	Rams, 24-7 (S) mnf
1982 –	Bears, 34-26 (AN)
1983 –	Rams, 21-14 (AN)
1984 –	Rams, 29-13 (AN)
	1985 – Bears, 24-0 (S) CC
1986 –	Rams, 20-17 (S) mnf
1988 –	Rams, 23-3 (AN) mnf
1989 –	Bears, 20-10 (S)
1990 –	Bears, 38-9 (S) sn
1993 –	Rams, 20-6 (AN)
1994 –	Bears 27-13 (S)
1995 –	Rams, 34-28 (SL)
1996 –	Bears, 35-9 (S)
1997 –	Bears, 13-10 (TW) sn
1998 –	Rams, 20-12 (S)
1999 –	Rams, 34-12 (TW)
2002 –	Rams, 21-16 (EJ) mnf
2003 –	Rams, 23-21 (S)
2006 –	Bears, 42-27 (EJ) mnf
2008 –	Bears, 27-3 (EJ)
2009 –	Bears, 17-9 (S)
2012 –	Bears, 23-6 (S)
2013 –	Rams, 42-21 (EJ)
2015 –	Bears, 37-13 (EJ)



MIAMI DOLPHINS

W-4

L-8

T-0

1971 –	Dolphins, 34-3 (MI) mnf
1975 –	Dolphins, 46-13 (S)
1979 –	Dolphins, 31-16 (MI)
1985 –	Dolphins, 38-24 (MI) mnf
1988 –	Bears, 34-7 (S)
1991 –	Dolphins, 16-13 (S) +

1994 –	Bears, 17-14 (MI-JR)
1997 –	Bears, 36-33 (MI-PP) + mnf
2002 –	Dolphins, 27-9 (MI-PP) mnf
2006 –	Dolphins, 31-13 (S)
2010 –	Bears, 16-0 (MI-SU) thu nfln
2014 –	Dolphins, 27-14 (S)

WRIGLEY RECORD

The Bears' all-time record at Wrigley Field stands at 221-89-22, a total of 332 games, 330 as the home team. (Two of those victories came with the Bears as the "road" team: twice in 1920 against the Chicago Tigers). The 330 Bears home games at Wrigley Field appears to be a National Football League record, though unofficial. The Bears-Wrigley connection edges out Cleveland's Municipal Stadium as host for 324 home games of the Cleveland Browns, from 1950 through 1995. As the reincarnation of the Cleveland Browns play in a new stadium since their return in 1999, the Bears-Wrigley "record" appears safe.

In fact, Wrigley Field has hosted a total of 342 NFL games: 330 Bears home games, five home games of the Chicago Tigers in 1920, and seven home games of the Chicago Cardinals in 1931 and 1932. Besides the Browns' 324 home games at Cleveland's Municipal Stadium, the Cleveland Indians played two home games there in 1931, and the Cleveland Rams played sixteen home contests in 1937 and 1939-1941. Municipal Stadium appears to have hosted a total of 342 total NFL games—same as Wrigley Field.



CHICAGO BEARS ALL-TIME SERIES RESULTS



MINNESOTA VIKINGS

W-51

L-57

T-2

1961 – Vikings, 37-13 (MN)
Bears, 52-35 (W)
1962 – Bears, 13-0 (MN)
Bears, 31-30 (W)
1963 – Bears, 28-7 (MN)
Tie 17-17 (W)
1964 – Bears, 34-28 (MN)
Vikings, 41-14 (W)
1965 – Bears, 45-37 (MN)
Vikings, 24-17 (W)
1966 – Bears, 13-10 (MN)
Bears, 41-28 (W)
1967 – Bears, 17-7 (MN)
Tie, 10-10 (W)
1968 – Bears, 27-17 (MN)
Bears, 26-24 (W)
1969 – Vikings, 31-0 (W)
Vikings, 31-14 (MN)
1970 – Vikings, 24-0 (W)
Vikings, 16-13 (MN)
1971 – Bears, 20-17 (MN)
Vikings, 27-10 (S)
1972 – Bears, 13-10 (S) mnf
Vikings, 23-10 (MN)
1973 – Vikings, 22-13 (S)
Vikings, 31-13 (MN)
1974 – Vikings, 11-7 (MN)
Vikings, 17-0 (S)
1975 – Vikings, 28-3 (MN)
Vikings, 13-9 (S) mnf
1976 – Vikings, 20-19 (MN)
Bears, 14-13 (S)
1977 – Vikings, 22-16 (MN) +
Bears, 10-7 (S)
1978 – Vikings, 24-20 (S) mnf
Vikings, 17-14 (MN)
1979 – Bears, 26-7 (S)
Vikings, 30-27 (MN)
1980 – Vikings, 34-14 (S)
Vikings, 13-7 (MN)
1981 – Vikings, 24-21 (MN)
Bears, 10-9 (S)
1982 – Vikings, 35-7 (M)
1983 – Vikings, 23-14 (S)
Bears, 19-13 (M)
1984 – Bears, 16-7 (S)
Bears, 34-3 (M)

1985 – Bears, 33-24 (M) thu
Bears, 27-9 (S)
1986 – Bears, 23-0 (S)
Vikings, 23-7 (M)
1987 – Bears, 27-7, (S)
Bears, 30-24 (M) sn
1988 – Vikings, 31-7 (S)
Vikings, 28-27 (M) mnf
1989 – Bears, 38-7 (S)
Vikings, 27-16 (M) sn
1990 – Bears, 19-16 (S)
Vikings, 41-13 (M)
1991 – Bears, 10-6 (S)
Bears, 34-17 (M) mnf
1992 – Vikings, 21-20 (M)
Vikings, 38-10 (S) mnf
1993 – Vikings, 10-7 (M)
Vikings, 19-12 (S) mnf
1994 – Vikings, 42-14 (S)
Vikings, 33-27 (M)+thu
Bears, 35-18 (M) FR
1995 – Bears, 31-14 (S)
Bears, 14-6 (M) mnf
1996 – Vikings, 20-14 (S)
Bears, 15-13 (M) mnf
1997 – Vikings, 27-24 (S)
Vikings, 29-22 (M)
1998 – Vikings, 31-28 (S)
Vikings, 48-22 (M) sn
1999 – Bears, 24-22 (M)
Vikings, 27-24 (S) +
2000 – Vikings, 30-27 (M)
Vikings, 28-16 (S)
2001 – Bears, 17-10 (S)
Bears, 13-6 (M)
2002 – Bears, 27-23 (IL)
Vikings, 25-7 (M)
2003 – Vikings, 24-13 (M)
Bears, 13-10 (S)
2004 – Vikings, 27-22 (M)
Bears, 24-14 (S)
2005 – Bears, 28-3 (S)
Vikings, 34-10 (M)
2006 – Bears, 19-16 (M)
Bears, 23-13 (S)
2007 – Vikings, 34-31 (S)
Vikings, 20-13 (M) mnf

2008 – Bears, 48-41 (S)
Vikings, 34-14 (M) sn
2009 – Vikings, 36-10 (M)
Bears, 36-30 (S) + mnf
2010 – Bears, 27-13 (S)
Bears, 40-14 (TCF) mnf
2011 – Bears, 39-10 (S)
Bears, 17-13 (M)
2012 – Bears, 28-10 (S)
Vikings, 21-14 (M)
2013 – Bears, 31-30 (S)
Vikings, 23-20 (M) +
2014 – Bears, 21-13 (S)
Vikings, 13-9 (TCF)
2015 – Vikings, 23-20 (S)
Vikings, 38-17 (TCF)



NEW ENGLAND PATRIOTS


W-4

L-9

T-0

1973 – Patriots, 13-10 (S)
1979 – Patriots, 27-7 (S)
1982 – Bears, 26-13 (S)
1985 – Bears, 20-7 (S)
Bears, 46-10 (NO) SB
1988 – Patriots, 30-7 (NE)
1994 – Patriots, 13-3 (S) sat

1997 – Patriots, 31-3 (NE)
2000 – Bears, 24-17 (S)
2002 – Patriots, 33-30 (IL)
2006 – Patriots, 17-13 (GI)
2010 – Patriots, 36-7 (S)
2014 – Patriots, 51-23 (GI)



NEW ORLEANS SAINTS

W-15

L-14

T-0

1968 – Bears, 23-17 (TL)	1992 – Saints, 28-6 (NO)	2014 – Saints, 31-15 (S) mnf
1970 – Bears, 24-3 (TL)	1994 – Bears, 17-7 (S)	
1971 – Bears, 35-14 (S)	1996 – Saints, 27-24 (NO)	
1973 – Saints, 21-16 (NO)	1997 – Saints, 20-17 (S) sn	
1974 – Bears, 24-10 (S)	1999 – Bears, 14-10 (S)	
1975 – Bears, 42-17 (NO)	2000 – Saints, 31-10 (S)	
1977 – Saints, 42-24 (S)	2002 – Saints, 29-23 (IL)	
1980 – Bears, 22-3 (S)	2003 – Saints, 20-13 (NO)	
1982 – Saints, 10-0 (S)	2005 – Bears, 20-17 (TS)	
1983 – Saints, 34-31 (NO) +	2006 – Bears, 39-14 (S) CC	
1984 – Bears, 20-7 (S)	2007 – Bears, 33-25 (S)	
1987 – Saints, 19-17 (S)	2008 – Bears, 27-24 (S) + thu nfln	
1990 – Bears, 16-6 (S) FR	2011 – Saints, 30-13 (NO)	
1991 – Bears, 20-17 (NO)	2013 – Saints, 26-18 (S)	




NEW YORK GIANTS

W-33

L-22

T-2

1925 – Bears, 19-7 (PG) Giants, 9-0 (W)	1935 – Bears, 20-3 (PG) Giants, 3-0 (W)	1974 – Bears, 16-13 (S)
1926 – Bears, 7-0 (W)	1936 – Bears, 25-7 (PG)	1977 – Bears, 12-9 (NJ) +
1927 – Giants, 13-7 (PG)	1937 – Tie, 3-3 (PG)	1985 – Bears, 21-0 (S) DP
1928 – Bears, 13-0 (W)	1939 – Giants, 16-13 (PG)	1987 – Bears, 34-19 (S) mnf
1929 – Giants, 26-14 (W) Giants, 34-0 (PG) Giants, 14-9 (W)	1940 – Bears, 37-21 (PG)	1990 – Giants, 31-3 (NJ) DP
1930 – Giants, 12-0 (W) Bears, 12-0 (PG)	1941 – Bears, 37-9 (W) NFL	1991 – Bears, 20-17 (S)
1931 – Bears, 6-0 (W) Bears, 12-6 (PG) Giants, 25-6 (W)	1942 – Bears, 26-7 (PG)	1992 – Giants, 27-14 (S) mnf
1932 – Bears, 28-8 (PG) Bears, 6-0 (W)	1943 – Bears, 56-7 (PG)	1993 – Giants, 26-20 (S)
1933 – Bears, 14-10 (W) Giants, 3-0 (PG) Bears, 23-21 (W) NFL	1946 – Giants, 14-0 (PG) Bears, 24-14 (PG) NFL	1995 – Bears, 27-24 (NJ)
1934 – Bears, 27-7 (W) Bears, 10-9 (PG) Giants, 30-13 (PG) NFL	1948 – Bears, 35-14 (W)	2000 – Giants, 14-7 (S)
	1949 – Giants, 35-28 (PG)	2004 – Bears, 28-21 (NJ)
	1956 – Tie, 17-17 (NY) Giants, 47-7 (NY) NFL	2006 – Bears, 38-20 (NJ) sn
	1962 – Giants, 26-24 (W)	2007 – Giants, 21-16 (S)
	1963 – Bears, 14-10 (W) NFL	2010 – Giants, 17-3 (NM) sn
	1965 – Bears, 35-14 (NY)	2013 – Bears, 27-21 (S) thu
	1967 – Bears, 34-7 (W)	
	1969 – Giants, 28-24 (NY)	
	1970 – Bears, 24-16 (NY)	




NEW YORK JETS

W-8

L-3

T-0

1974 – Jets, 23-21 (S)	2000 – Jets, 17-10 (NJ)
1979 – Bears, 23-13 (S)	2002 – Bears, 20-13 (IL)
1985 – Bears, 19-6 (NJ) sat	2006 – Bears, 10-0 (NJ)
1991 – Bears, 19-13 (S) + mnf	2010 – Bears, 38-34 (S)
1994 – Bears, 19-7 (NJ) sn	2014 – Bears, 27-19 (ME) mnf
1997 – Jets, 23-15 (S)	



OAKLAND RAIDERS

W-7

L-7

T-0

1972 – Raiders, 28-21 (O)	1993 – Raiders, 16-14 (S)
1976 – Raiders, 28-27 (S)	1996 – Bears, 19-17 (S)
1978 – Raiders, 25-19 (S) +	1999 – Raiders, 24-17 (O)
1981 – Bears, 23-6 (O)	2003 – Bears, 24-21 (S)
1984 – Bears, 17-6 (S)	2007 – Bears, 17-6 (O)
1987 – Bears, 6-3 (LA)	2011 – Raiders, 25-20 (O)
1990 – Raiders, 24-10 (LA)	2015 – Bears, 22-20 (S)



CHICAGO BEARS ALL-TIME SERIES RESULTS




PHILADELPHIA EAGLES

W-30 L-12 T-1

1933 – Tie, 3-3 (BK)
1935 – Bears, 39-0 (BK)
1936 – Bears, 17-0 (PH)
Bears, 28-7 (PH)
1938 – Bears, 28-6 (PH)
1939 – Bears, 27-14 (W)
1941 – Bears, 49-14 (SH)
1942 – Bears, 45-14 (W)
1943 – Bears, 48-21 (W)
1944 – Bears, 28-7 (SH)
1946 – Bears, 21-14 (W)
1947 – Bears, 40-7 (W)
1948 – Eagles, 12-7 (SH)
1949 – Bears, 38-21 (W)
1955 – Bears, 17-10 (W)
1961 – Eagles, 16-14 (FR)

1963 – Bears, 16-7 (W)
1968 – Bears, 29-16 (FR)
1970 – Bears, 20-16 (DS)
1972 – Bears, 21-12 (V)
1975 – Bears, 15-13 (S)
1979 – Eagles, 27-17 (V) WC
1980 – Eagles, 17-14 (V)
1983 – Bears, 7-6 (V)
Bears, 17-14 (S)
1986 – Bears, 13-10 (S) +
1987 – Bears, 35-3, (V)
1988 – Bears, 20-12 (S) DP
1989 – Bears, 27-13 (S) mnf
1993 – Bears, 17-6 (V)
1994 – Eagles, 30-22 (V) mnf
1995 – Bears, 20-14 (S)

1999 – Eagles, 20-16 (S)
2000 – Eagles, 13-9 (V)
2001 – Eagles, 33-19 (S) DP
2002 – Eagles, 19-13 (IL)
2004 – Eagles, 19-9 (S)
2007 – Bears, 19-16 (LI)
2008 – Bears, 24-20 (S) sn
2009 – Eagles, 24-20 (S) sn
2010 – Bears, 31-26 (S)
2011 – Bears, 30-24 (LI) mnf
2013 – Eagles, 54-11 (LI) snf



PITTSBURGH STEELERS

W-21 L-7 T-1

1934 – Bears, 28-0 (PI)
1935 – Bears, 23-7 (PI)
1936 – Bears, 27-9 (PI)
Bears, 26-6 (W)
1937 – Bears, 7-0 (PI)
1939 – Bears, 32-0 (PI)
1941 – Bears, 34-7 (W)
1943 – Bears, 48-21 (W)
1944 – Bears, 34-7 (W)
Bears, 49-7 (PI)
1945 – Bears, 28-7 (PI)

1947 – Bears, 49-7 (W)
1949 – Bears, 30-21 (W)
1958 – Steelers, 24-10 (PI)
1959 – Bears, 27-21 (W)
1963 – Tie, 17-17 (PI)
1967 – Steelers, 41-13 (PI)
1969 – Bears, 38-7 (W)
1971 – Bears, 17-15 (S)
1975 – Steelers, 34-3 (TR)
1980 – Steelers, 38-3 (TR)
1986 – Bears, 13-10 (S) +

1989 – Bears, 20-0 (TR)
1992 – Bears, 30-6 (S)
1995 – Steelers, 37-34 (S) +
1998 – Steelers, 17-12 (TR)
2005 – Steelers, 21-9 (HF)
2009 – Bears, 17-14 (S)
2013 – Bears, 40-23 (HF) snf



SAN DIEGO CHARGERS

W-7 L-5 T-0

1970 – Chargers, 20-7 (W)
1974 – Chargers, 28-21 (SD)
1978 – Chargers, 40-7 (SD) mnf
1981 – Bears, 20-17 (S) +

1984 – Chargers, 20-7 (SD) mnf
1993 – Bears, 16-13 (SD) sn
1996 – Bears, 27-14 (S) sat
1999 – Bears, 23-20 (SD)+

2003 – Bears, 20-7 (S)
2007 – Chargers, 14-3 (SD)
2011 – Bears, 31-20 (S)
2015 – Bears, 22-19 (SD) mnf

HISTORY

BEAR DOWN, CHICAGO BEARS

The Chicago Bears team fight song, "Bear Down, Chicago Bears," was introduced in 1941 by composer Al Hoffman under the pseudonym Jerry Downs. In a long-lasting and varied musical career, Hoffman earned immortality for writing words and music to "If I Knew You Were Coming I'd Have Baked a Cake" and "Mairzy Doats" among others.

Hoffman had little apparent connection to Chicago. He was born in Minsk, Russia in 1902. He grew up in Seattle after emigrating there with his family in 1908 and he moved to New York in the 1920s before starting a career as a music composer. Besides the aforementioned songs, he also wrote songs for Disney's original "Cinderella" cartoon, including "Bibbidi-Bobbidi-Boo," "A Dream Is A Wish Your Heart Makes," "The Work Song" and "So This Is Love."

The lyrics to "Bear Down, Chicago Bears":

**Bear down, Chicago Bears, make every play clear the way to victory;
Bear down, Chicago Bears, put up a fight with a might so fearlessly.
We'll never forget the way you thrilled the nation, with your T-formation.
Bear down, Chicago Bears, and let them know why you're wearing the crown.
You're the pride and joy of Illinois, Chicago Bears, bear down.**



SAN FRANCISCO 49ERS

W-30

L-33

T-1

1950 – Bears, 32-20 (KZ) Bears, 17-0 (W)	1966 – Tie, 30-30 (W) 49ers, 41-14 (KZ)	2014 – Bears, 28-20 (LE) snf
1951 – Bears, 13-7 (W)	1967 – Bears, 28-14 (KZ)	2015 – 49ers, 26-20 (S) +
1952 – 49ers, 40-16 (W) Bears, 20-17 (KZ)	1968 – Bears, 27-19 (W)	
1953 – 49ers, 35-28 (W) 49ers, 24-14 (KZ)	1969 – 49ers, 42-21 (KZ)	
1954 – 49ers, 31-24 (W) Bears, 31-27 (KZ)	1970 – 49ers, 37-16 (W)	
1955 – 49ers, 20-19 (W) Bears, 34-23 (KZ)	1971 – 49ers, 13-0 (SF)	
1956 – Bears, 31-7 (W) Bears, 38-21 (KZ)	1972 – 49ers, 34-21 (S)	
1957 – 49ers, 21-17 (W) 49ers, 21-17 (KZ)	1974 – 49ers, 34-0 (S)	
1958 – Bears, 28-6 (W) Bears, 27-14 (KZ)	1975 – 49ers, 31-3 (SF)	
1959 – 49ers, 20-17 (KZ) Bears, 14-3 (W)	1976 – Bears, 19-12 (SF)	
1960 – Bears, 27-10 (W) 49ers, 25-7 (KZ)	1978 – Bears, 16-13 (SF)	
1961 – Bears, 31-0 (W) 49ers, 41-31 (KZ)	1979 – Bears, 28-27 (SF)	
1962 – Bears, 30-14 (KZ) 49ers, 34-27 (W)	1981 – 49ers, 28-17 (SF)	
1963 – 49ers, 20-14 (KZ) Bears, 27-7 (W)	1983 – Bears, 13-3 (S)	
1964 – 49ers, 31-21 (KZ) Bears, 23-21 (W)	1984 – 49ers, 23-0 (SF) CC	
1965 – 49ers, 52-24 (KZ) Bears, 61-20 (W)	1985 – Bears, 26-10 (SF)	
	1987 – 49ers, 41-0 (SF) mnf	
	1988 – Bears, 10-9 (S) mnf	
	49ers, 28-3 (S) CC	
	1989 – 49ers, 26-0 (SF)	
	1991 – 49ers, 52-14 (SF) mnf	
	1994 – 49ers, 44-15 (SF) SR	
	2000 – 49ers, 17-0 (SF)	
	2001 – Bears, 37-31 (S) +	
	2003 – 49ers, 49-7 (SF)	
	2004 – Bears, 23-13 (S) sn	
	2005 – Bears, 17-9 (S)	
	2006 – Bears, 41-10 (S)	
	2009 – 49ers, 10-6 (SF) thu nfln	
	2012 – 49ers, 32-7 (SF) mnf	

DOUBLE-DIGIT SACKS

Since sacks became an official NFL statistic in 1982, the Bears have recorded 24 double-digit sack seasons by 11 different players.

DE Richard Dent, the Bears franchise record holder with 124.5 career sacks, also recorded the most double-digit sack seasons in franchise history with eight. Dent holds the single-season marks with 17.5 sacks in 1984 and also owns the top four single-season totals in team history.

CHICAGO BEARS DOUBLE-DIGIT SACK SEASONS

Player	Season	Sacks	Player	Season	Sacks	Player	Season	Sacks
1 Richard Dent	1984	17.5	Steve McMichael	1988	11.5	21 Trace Armstrong	1990	10.0
2 Richard Dent	1985	17.0	Julius Peppers	2012	11.5	Dan Hampton	1986	10.0
3 Richard Dent	1987	12.5	13 Jim Flanigan	1995	11.0	Steve McMichael	1984	10.0
Richard Dent	1993	12.5	Julius Peppers	2011	11.0	Adewale Ogunleye	2005	10.0
5 Mark Anderson	2006	12.0	15 Roosevelt Colvin	2001	10.5			
Richard Dent	1990	12.0	Roosevelt Colvin	2002	10.5			
Mike Hartenstine	1983	12.0	Richard Dent	1991	10.5			
8 Trace Armstrong	1993	11.5	Richard Dent	1988	10.5			
Richard Dent	1986	11.5	Steve McMichael	1992	10.5			
Dan Hampton	1984	11.5	Otis Wilson	1985	10.5			

Number of double-digit sack seasons: Richard Dent-8, (1984-88, '90-91 & '93); Steve McMichael-3, (1984, '88 & '92; Trace Armstrong-2, (1990 & '93); Roosevelt Colvin-2, (2001 & '02); Dan Hampton-2, (1984 & '86); Julius Peppers-2, (2011 & '12); Mark Anderson-1, (2006); Jim Flanigan-1, (1995); Mike Hartenstine-1, (1983); Adewale Ogunleye-1, (2005); Otis Wilson-1, (1985).



CHICAGO BEARS ALL-TIME SERIES RESULTS



SEATTLE SEAHAWKS

W-6

L-11

T-0

1976 – Bears, 34-7 (SE)
1978 – Seahawks, 31-29 (S)
1982 – Seahawks, 20-14 (SE)
1984 – Seahawks, 38-9 (SE)
1987 – Seahawks, 34-21 (S)
1990 – Bears, 17-0 (S)
1999 – Seahawks, 14-13 (S)
2003 – Seahawks, 24-17 (SS)

2006 – Bears, 37-6 (S) sn
Bears, 27-24 (S) DP +
2007 – Seahawks, 30-23 (SS)
2009 – Bears, 25-19 (SS)
2010 – Seahawks, 23-20 (S)
Bears, 35-24 (S) DP
2011 – Seahawks, 38-14 (S)
2012 – Seahawks, 23-17 (S) +

2015 – Seahawks, 26-0 (SS)



TAMPA BAY BUCCANEERS

W-38

L-18

T-0

1977 – Bears, 10-0 (TB)
1978 – Buccaneers, 33-19 (TB)
Bears, 14-3 (S)
1979 – Buccaneers, 17-13 (S)
Bears, 14-0 (TB)
1980 – Bears, 23-0 (S) mnf
Bears, 14-13 (TB) sat
1981 – Bears, 28-17 (S)
Buccaneers, 20-10 (TB)
1982 – Buccaneers, 26-23 (TB) +
1983 – Bears, 17-10 (S)
Bears, 27-0 (TB)
1984 – Bears, 34-14 (S)
Bears, 44-9 (TB)
1985 – Bears, 38-28 (S)
Bears, 27-19 (TB)
1986 – Bears, 23-3 (TB)
Bears, 48-14 (S)
1987 – Bears, 20-3 (S)
Bears, 27-26 (TB)
1988 – Bears, 28-10 (S)
Bears, 27-15 (TB)
1989 – Buccaneers, 42-35 (TB)
Buccaneers, 32-31 (S)
1990 – Bears, 26-6 (TB)
Bears, 27-14 (S)
1991 – Bears, 21-20 (TB)
Bears, 27-0 (S) sat
1992 – Bears, 31-14 (S)
Buccaneers, 20-17 (TB)

1993 – Bears, 47-17 (S)
Buccaneers, 13-10 (TB)
1994 – Bears, 21-9 (S)
Bears, 20-6 (TB)
1995 – Bears, 25-6 (TB)
Bears, 31-10 (S)
1996 – Bears, 13-10 (S)
Buccaneers, 34-19 (TB)
1997 – Bears, 13-7 (S)
Buccaneers, 31-15 (TB)
1998 – Buccaneers, 27-15 (RJ)
Buccaneers, 31-17 (S)
1999 – Buccaneers, 6-3 (RJ)
Buccaneers, 20-6 (S)
2000 – Buccaneers, 41-0 (RJ)
Bears, 13-10 (S)
2001 – Bears, 27-24 (RJ)
Bears, 27-3 (S)
2002 – Buccaneers, 15-0 (IL) sn
2004 – Buccaneers, 19-7 (RJ)
2005 – Bears, 13-10 (RJ)
2006 – Bears, 34-31 (S) +
2008 – Buccaneers, 27-24 (S) +
2011 – Bears, 24-18 (WS)
2014 – Bears, 21-13 (S)
2015 – Bears, 26-21 (RJ)

INTERNATIONAL GAMES

The Bears were participants in the NFL's first overseas game when they met the Dallas Cowboys in London in 1986. Since that contest, the American Bowl has expanded to many international sites including Tokyo, Barcelona, Montreal, Sydney and Mexico City. The Bears made a second trip to London in 2011.

Aug. 15, 1960	Bears 16	Giants 7	Varsity Stadium	Toronto, CANADA
Aug. 5, 1961	Bears 34	Montreal Alouettes 16	Molson Stadium	Montreal, CANADA
Aug. 3, 1986	Bears 17	Cowboys 3	Wembley Stadium	London, ENGLAND
Aug. 14, 1988	Bears 21	Vikings 28	Ullevi Stadium	Gothenburg, SWEDEN
Aug. 3, 1991	Bears 7	49ers 21	Olympic Stadium	Berlin, GERMANY
July 27, 1997	Bears 17	Steelers 30	Croke Park	Dublin, IRELAND
Nov. 7, 2010	Bears 22	Bills 19	Rogers Centre	Toronto, CANADA
Oct. 23, 2011	Bears 24	Buccaneers 18	Wembley Stadium	London, ENGLAND



TENNESSEE TITANS

W-6

L-5

T-0

1973 – Bears, 35-14 (S)	2012 – Bears, 51-20 (CO)
1977 – Oilers, 47-0 (H)	
1980 – Oilers, 10-6 (S)	
1986 – Bears, 20-7 (H)	
1989 – Oilers, 33-28 (S)	
1992 – Oilers, 24-7 (H) mnf	
1995 – Bears, 35-32 (S)	
1998 – Bears, 23-20 (VA)	
2004 – Bears, 19-17 (CO) +	
2008 – Titans, 21-14 (S)	



WASHINGTON REDSKINS

W-23

L-25

T-1

1932 – Tie, 7-7 (BO)	1991 – Redskins, 20-7 (S)
1933 – Bears, 7-0 (W)	1996 – Redskins, 10-3 (DC)
Redskins, 10-0 (W)	1997 – Redskins, 31-8 (S)
1934 – Bears, 21-0 (BO)	1999 – Redskins, 48-22 (FF)
1935 – Bears, 30-14 (BO)	2001 – Bears, 20-15 (FF)
1936 – Bears, 26-0 (BO)	2003 – Bears, 27-24 (S)
1937 – Redskins, 28-21 (W) NFL	2004 – Redskins, 13-10 (S)
1938 – Bears, 31-7 (W)	2005 – Redskins, 9-7 (FF)
1940 – Redskins, 7-3 (WA)	2007 – Redskins, 24-16 (FF) thu nfln
Bears, 73-0 (WA) NFL	2010 – Redskins, 17-14 (S)
1941 – Bears, 35-21 (W)	2013 – Redskins, 45-41 (FF)
1942 – Redskins, 14-6 (WA) NFL	2015 – Redskins, 24-21 (S)
1943 – Redskins, 21-7 (WA)	
Bears, 41-21 (W) NFL	
1945 – Redskins, 28-21 (WA)	
1946 – Bears, 24-20 (W)	
1947 – Bears, 56-20 (WA)	
1948 – Bears, 48-13 (W)	
1949 – Bears, 31-21 (WA)	
1951 – Bears, 27-0 (WA)	
1953 – Bears, 27-24 (WA)	
1957 – Redskins, 14-3 (W)	
1964 – Redskins, 27-20 (DC)	
1968 – Redskins, 38-28 (W)	
1971 – Bears, 16-15 (S)	
1974 – Redskins, 42-0 (DC)	
1976 – Bears, 33-7 (S)	
1978 – Bears, 14-10 (DC) sat	
1980 – Bears, 35-21 (S)	
1981 – Redskins, 24-7 (S)	
1984 – Bears, 23-19 (DC) DP	
1985 – Bears, 45-10 (S)	
1986 – Redskins, 27-13 (S) DP	
1987 – Redskins, 21-17 (S) DP	
1988 – Bears, 34-14 (DC)	
1989 – Redskins, 38-14 (DC)	
1990 – Redskins, 10-9 (DC)	

DIVISIONAL CHALLENGE

The Bears had a 1-5 record in the NFC North in 2015, splitting a pair with the Packers while dropping two games to the Lions and Vikings. Chicago has posted at least one victory over each of their NFC North division opponents in four of the past 11 seasons (2005, 2006, 2008, 2010).



CHICAGO BEARS ALL-TIME SERIES RESULTS

BEARS ON MONDAY NIGHT FOOTBALL

Date	Opponent	Site	W/L	Score	Following Week	
Oct. 5, 1970	Detroit Lions	Tiger Stadium	L	14-28	L	MIN
Nov. 29, 1971	Miami Dolphins	Orange Bowl	L	3-24	L	@ DEN
Oct. 23, 1972	Minnesota Vikings	SOLDIER FIELD	W	13-10	W	@ STL
Nov. 12, 1973	Kansas City Chiefs	Arrowhead	L	7-19	L	DET
Oct. 21, 1974	Green Bay Packers	SOLDIER FIELD	W	10-9	L	@ BUF
Oct. 27, 1975	Minnesota Vikings	SOLDIER FIELD	L	9-13	L	MIA
Oct. 10, 1977	Los Angeles Rams	SOLDIER FIELD	W	24-23	L+	@ MIN
Sept. 25, 1978	Minnesota Vikings	SOLDIER FIELD	L	20-24	L+	OAK
Oct. 16, 1978	Denver Broncos	Mile High	L	7-16	L	@ TB
Dec. 4, 1978	San Diego Chargers	Jack Murphy	L	7-40	W	GB
Oct. 6, 1980	Tampa Bay Buccaneers	SOLDIER FIELD	W	23-0	L	@ MIN
Nov. 3, 1980	Cleveland Browns	Cleveland	L	21-27	W	WAS
Sept. 28, 1981	Los Angeles Rams	SOLDIER FIELD	L	7-24	W	@ MIN
Oct. 19, 1981	Detroit Lions	Silverdome	L	17-48	W+	SD
Dec. 3, 1984	San Diego Chargers	Jack Murphy	L	7-20	L	GB
Oct. 21, 1985	Green Bay Packers	SOLDIER FIELD	W	23-7	W	MIN
Dec. 2, 1985	Miami Dolphins	Orange Bowl	L	24-38	W	IND
Sept. 22, 1986	Green Bay Packers	Lambeau Field	W	25-12	W	@ CIN
Nov. 3, 1986	Los Angeles Rams	SOLDIER FIELD	L	17-20	W	@ TB
Dec. 15, 1986	Detroit Lions	Silverdome	W	16-13	W	@ DAL
Sept. 14, 1987	New York Giants	SOLDIER FIELD	W	34-19	W	TB
Nov. 16, 1987	Denver Broncos	Mile High	L	29-31	W	DET
Dec. 14, 1987	San Francisco 49ers	Candlestick	L	0-41	L	@ SEA
Oct. 24, 1988	San Francisco 49ers	SOLDIER FIELD	W	10-9	L	@ NE
Dec. 5, 1988	Los Angeles Rams	Anaheim	L	3-20	W	DET
Dec. 19, 1988	Minnesota Vikings	Metrodome	L	27-28	end of season	
Oct. 2, 1989	Philadelphia Eagles	SOLDIER FIELD	W	27-13	L	@ TB
Oct. 23, 1989	Cleveland Browns	Cleveland	L	7-27	W	LA Rams
Sept. 23, 1991	New York Jets	SOLDIER FIELD	W+	19-13	L	@ BUF
Nov. 11, 1991	Minnesota Vikings	Metrodome	W	34-17	W	@ IND
Dec. 23, 1991	San Francisco 49ers	Candlestick	L	14-52	end of season	
Sept. 21, 1992	New York Giants	SOLDIER FIELD	L	14-27	W	ATL
Nov. 2, 1992	Minnesota Vikings	SOLDIER FIELD	L	10-38	L+	CIN
Dec. 7, 1992	Houston Oilers	Astrodome	L	7-24	W	PIT
Oct. 25, 1993	Minnesota Vikings	SOLDIER FIELD	L	12-19	L	@ GB
Sept. 12, 1994	Philadelphia Eagles	Veterans Stadium	L	22-30	L	MIN
Oct. 31, 1994	Green Bay Packers	SOLDIER FIELD	L	6-33	W	@ TB
Sept. 11, 1995	Green Bay Packers	SOLDIER FIELD	L	24-27	W	@ TB
Oct. 30, 1995	Minnesota Vikings	Metrodome	W	14-6	L+	PIT
Dec. 4, 1995	Detroit Lions	Silverdome	L	7-27	L	@ CIN
Sept. 2, 1996	Dallas Cowboys	SOLDIER FIELD	W	22-6	L	@ WAS
Oct. 28, 1996	Minnesota Vikings	Metrodome	W	15-13	W	TB
Sept. 1, 1997	Green Bay Packers	Lambeau Field	L	24-38	L	MIN
Oct. 27, 1997	Miami Dolphins	Pro Player Stadium	W+	36-33	L	WAS
Oct. 7, 2002	Green Bay Packers	Memorial Stadium*	L	21-34	L+	@ DET
Nov. 18, 2002	St. Louis Rams	Edward Jones Dome	L	16-21	W	DET
Dec. 9, 2002	Miami Dolphins	Pro Player Stadium	L	9-27	W	NYJ
Sept. 29, 2003	Green Bay Packers	SOLDIER FIELD	L	23-38	W	OAK
Oct. 16, 2006	Arizona Cardinals	U. of Phoenix Stadium	W	24-23	W	SF
Dec. 11, 2006	St. Louis Rams	Edward Jones Dome	W	42-27	W+	TB
Dec. 17, 2007	Minnesota Vikings	Metrodome	L	13-20	W	GB
Dec. 22, 2008	Green Bay Packers	SOLDIER FIELD	W+	20-17	L	@ HOU
Dec. 28, 2009	Minnesota Vikings	SOLDIER FIELD	W+	36-30	W	@ DET
Sept. 27, 2010	Green Bay Packers	SOLDIER FIELD	W	20-17	L	@ NYG

BEARS ON MONDAY NIGHT FOOTBALL (CONT)

Date	Opponent	Site	W/L	Score	Following Week	
Dec. 20, 2010	Minnesota Vikings	TCF Bank Stadium	W	40-14	W	NYJ
Oct. 10, 2011	Detroit Lions	Ford Field	L	13-24	W	MIN
Nov. 7, 2011	Philadelphia Eagles	Lincoln Financial Field	W	30-24	W	DET
Oct. 1, 2012	Dallas Cowboys	Cowboys Stadium	W	34-18	W	@ JAX
Oct. 22, 2012	Detroit Lions	SOLDIER FIELD	W	13-7	W	CAR
Nov. 19, 2012	San Francisco 49ers	Candlestick Park	L	7-32	W	MIN
Nov. 4, 2013	Green Bay Packers	Lambeau Field	W	27-20	L	DET
Dec. 9, 2013	Dallas Cowboys	SOLDIER FIELD	W	45-28	W	@ CLE
Sept. 22, 2014	New York Jets	MetLife Stadium	W	27-19	L	GB
Dec. 15, 2014	New Orleans Saints	SOLDIER FIELD	L	15-31	L	DET
Nov. 9, 2015	San Diego Chargers	Qualcomm Stadium	W	22-19	W	@ STL

+ Overtime; *Champaign, IL

Overall Record on Monday Night Football: 29-36 (Home: 15-12, Road: 14-24)

Record the week following MNF: 35-28

At home following MNF home game: 5-4; following MNF road game: 18-9

On the road following MNF home game: 7-11; following MNF road game: 5-4

MONDAY NIGHT FOOTBALL RECORDS

The following is each team's record on Monday Night Football (by appearances).

	Monday Night Football			Appearances
	W	L	T	
Miami Dolphins	41	41		82
Dallas Cowboys	44	33		77
San Francisco 49ers	47	25		72
Denver Broncos	30	37	1	68
Pittsburgh Steelers	43	24		67
Washington Redskins	28	38		66
Chicago Bears	29	36		65
Oakland Raiders	37	27	1	65
Green Bay Packers	30	31	1	62
New York Giants	23	36	1	60
Philadelphia Eagles	31	26		57
St. Louis Rams	26	31		57
Minnesota Vikings	26	30		56
New York Jets	21	30		51
New England Patriots	23	24		47
San Diego Chargers	22	22		44
Buffalo Bills	18	24		42
Kansas City Chiefs	23	18		41
Atlanta Falcons	11	27		38
Indianapolis Colts	22	16		38
New Orleans Saints	18	20		38
Tennessee Titans	21	17		38
Cincinnati Bengals	11	22		33
Detroit Lions	14	16	1	31
Cleveland Browns	15	15		30
Seattle Seahawks	22	8		30
Arizona Cardinals	8	15	1	24
Baltimore Ravens	11	10		21
Tampa Bay Buccaneers	10	9		19
Jacksonville Jaguars	8	7		15
Carolina Panthers	8	5		13
Houston Texans	4	5		9



BEARS ON SUNDAY NIGHT FOOTBALL

Date	Opponent	Site	W/L	Score	Following Week	
12/6/1987	Minnesota Vikings	Metrodome	W	30-24	L	@ SF
12/3/1989	Minnesota Vikings	Metrodome	L	16-27	L	DET
12/16/1990	Detroit Lions	Silverdome	L	21-38	W	TB
11/8/1992	Cincinnati Bengals	SOLDIER FIELD	L+	28-31	L	@ TB
11/14/1993	San Diego Chargers	Qualcomm Stadium	W	16-13	W	@ KC
9/25/1994	New York Jets (TNT)	Meadowlands	W	19-7	W	BUF
10/5/1997	New Orleans (TNT)	SOLDIER FIELD	L	17-20	L	GB
12/14/1997	St. Louis Rams	Trans World Dome	W	13-10	L	@ TB
11/15/1998	Detroit Lions	Silverdome	L	3-26	L	@ ATL
12/6/1998	Minnesota Vikings	Metrodome	L	22-48	L	@ GB
10/15/2000	Minnesota Vikings	SOLDIER FIELD	L	16-28	L	@ PHI
12/3/2000	Green Bay Packers	SOLDIER FIELD	L	6-28	W	NE
11/25/2001	Minnesota Vikings	Metrodome	W	13-6	W	DET
12/29/2002	Tampa Bay Buccaneers	Memorial Stadium*	L	0-15	end of season	
9/14/2003	Minnesota Vikings	Metrodome	L	13-24	L	@ GB
10/31/2004	San Francisco 49ers	SOLDIER FIELD	W	23-13	W	@ NYG
12/18/2005	Atlanta Falcons	SOLDIER FIELD	W	16-3	W	@ GB
10/1/2006	Seattle Seahawks	SOLDIER FIELD	W	37-6	W	BUF
11/12/2006	New York Giants	Giants Stadium	W	38-20	W	@ NYJ
12/31/2006	Green Bay Packers	SOLDIER FIELD	L	7-26	end of season	
9/23/2007	Dallas Cowboys	SOLDIER FIELD	L	34-10	L	@ DET
10/7/2007	Green Bay Packers	Lambeau Field	W	27-20	L	MIN
9/7/2008	Indianapolis Colts	Lucas Oil Field	W	29-13	L	@ CAR
9/28/2008	Philadelphia Eagles	SOLDIER FIELD	W	24-20	W	@ DET
11/30/2008	Minnesota Vikings	Metrodome	L	14-34	W	JAX
9/13/2009	Green Bay Packers	Lambeau Field	L	15-21	W	PIT
10/18/2009	Atlanta Falcons	Georgia Dome	L	14-21	L	@ CIN
11/22/2009	Philadelphia Eagles	SOLDIER FIELD	L	20-24	L	@ MIN
10/3/2010	New York Giants	New Meadowlands	L	3-17	W	@ CAR
10/16/2011	Minnesota Vikings	SOLDIER FIELD	W	39-10	W	@ TB
12/25/2011	Green Bay Packers	Lambeau Field	L	21-35	W	@ MIN
11/11/2012	Houston Texans	SOLDIER FIELD	L	6-13	L	@ SF
9/22/2013	Pittsburgh Steelers	Heinz Field	W	40-23	L	@ DET
12/22/2013	Philadelphia Eagles	Lincoln Financial Field	L	11-54	L	@ GB
9/14/2014	San Francisco 49ers	Levi's Stadium	W	28-20	W	@ NYJ
11/9/2014	Green Bay Packers	Lambeau Field	L	14-55	W	MIN
11/26/2015#	Green Bay Packers	Lambeau Field	W	17-13	L	SF

+ Overtime; *Champaign, IL; #Thanksgiving night, special edition of Sunday Night Football

Overall Record on Sunday Night Football: 16-21 (Home: 5-9, Road: 11-12)

Record the week following SNF: 17-18

At home following SNF home game: 2-1; following SNF road game: 6-3

On the road following SNF home game: 4-5; following SNF road game: 5-9

On two occasions, the Bears ended the regular season with a Sunday night game (2002, 2006).

BEARS ON THURSDAY NIGHT FOOTBALL

Date	Opponent	Site	W/L	Score	Following Week	
9/19/1985	Minnesota Vikings	Metrodome	W	33-24	W	WAS
10/17/1991	Green Bay Packers	Lambeau Field	W	10-0	W	@ NO
12/1/1994	Minnesota Vikings	Metrodome	L	23-33	L	@ GB
12/6/2007	Washington Redskins	FedEx Field	L	16-24	L	@ MIN
12/11/2008	New Orleans Saints	SOLDIER FIELD	W+	27-24	W+	GB
11/12/2009	San Francisco 49ers	3COM Park	L	6-10	L	PHI
11/18/2010	Miami Dolphins	Sun Life Stadium	W	16-0	W	PHI
9/13/2012	Green Bay Packers	Lambeau Field	L	10-23	W	STL
10/10/2013	New York Giants	SOLDIER FIELD	W	27-21	L	@ WAS
12/15/2014	New Orleans Saints	SOLDIER FIELD	L	15-31	L	DET

Overall Record on Thursday Night Football: 5-5 (Home: 2-1, Road: 3-4)

SUNDAY NIGHT FOOTBALL RECORDS

The following is each team's record on Sunday Night Football (by most wins).

	Sunday Night Football			Appearances
	W	L	T	
Dallas Cowboys	27	29		56
Denver Broncos	27	17		44
New England Patriots	25	17		42
Pittsburgh Steelers	24	20		44
Green Bay Packers	24	9		33
Philadelphia Eagles	22	17		39
New York Giants	20	28	1	49
Indianapolis Colts	20	23		43
New Orleans Saints	19	14		33
Seattle Seahawks	19	13		32
Miami Dolphins	19	8		27
Oakland Raiders	17	18		35
Minnesota Vikings	17	17		34
Chicago Bears	16	21		37
San Diego Chargers	16	18		34
Washington Redskins	16	17	1	34
San Francisco 49ers	13	14		27
Baltimore Ravens	13	11		24
Tennessee Titans	11	9		20
Arizona Cardinals	10	14		24
New York Jets	10	13		23
Los Angeles Rams	10	12		22
Buffalo Bills	10	10		20
Kansas City Chiefs	10	7		17
Atlanta Falcons	9	9		18
Tampa Bay Buccaneers	6	11		17
Carolina Panthers	6	9		15
Detroit Lions	5	11		16
Jacksonville Jaguars	5	6		11
Cincinnati Bengals	3	15		18
Houston Texans	2	6		8
Cleveland Browns	1	9		10



BEARS ON CHRISTMAS DAY

Date	Opponent	Score	Date	Opponent	Score
12/25/2005	@ Green Bay	24-17	12/25/2011	@ Green Bay	21-35

Overall Record on Christmas Day: 1-1-0 (Home: 0-0-0, Road: 1-1-0)

BEARS ON NEW YEAR'S DAY

Date	Opponent	Score	Date	Opponent	Score
1/1/1995	@ Minnesota*	35-18	1/1/2012	@ Minnesota	17-13
1/1/2006	@ Minnesota	10-34			

* Playoff game

Overall Record on New Year's Day: 2-1-0 (Home: 0-0-0, Road: 2-1-0)

BEARS ON THANKSGIVING DAY

Date	Opponent	Score	Date	Opponent	Score
11/25/1920	@ Chicago Tigers	6-0	11/25/1937	@ Detroit Lions	13-0
11/24/1921	vs. Buffalo All-Americans	6-7	11/24/1938	@ Detroit Lions	7-14
11/30/1922	@ Chicago Cardinals	0-6	11/27/1947	@ Detroit Lions	34-14
11/29/1923	vs. Chicago Cardinals	3-0	11/24/1949	@ Detroit Lions	28-7
11/27/1924	@ Chicago Cardinals	21-0	11/27/1952	@ Dallas Texans*	23-27
11/26/1925	vs. Chicago Cardinals	0-0	11/26/1964	@ Detroit Lions	27-24
11/25/1926	vs. Chicago Cardinals	0-0	11/24/1977	@ Detroit Lions	31-14
11/24/1927	vs. Chicago Cardinals	0-3	11/22/1979	@ Detroit Lions	9-20
11/29/1928	vs. Chicago Cardinals	34-0	11/27/1980 +	@ Detroit Lions	23-17
11/28/1929	@ Chicago Cardinals	6-40	11/26/1981	@ Dallas Cowboys	9-10
11/27/1930	vs. Chicago Cardinals	6-0	11/28/1991	@ Detroit Lions	6-16
11/26/1931	vs. Chicago Cardinals	18-7	11/25/1993	@ Detroit Lions	10-6
11/24/1932	vs. Chicago Cardinals	34-0	11/27/1997	@ Detroit Lions	20-55
11/30/1933	vs. Chicago Cardinals	22-6	11/25/1999	@ Detroit Lions	17-21
11/29/1934	@ Detroit Lions	19-16	11/25/2004	@ Dallas Cowboys	7-21
11/28/1935	@ Detroit Lions	2-14	11/27/2014	@ Detroit Lions	17-34
11/26/1936	@ Detroit Lions	7-13	11/26/2015	@ Green Bay Packers	17-13

* Akron, Ohio; + Overtime

Overall Record on Thanksgiving: 17-15-2 (Home: 6-2-2, Road: 11-13-0)

BEARS IN OVERTIME

Since overtime was adopted in 1974, the Bears have played in 42 extra periods (43 including a playoff win at home versus Seattle) – which ranks third behind Denver (44) and Minnesota (43). Chicago's 23 overtime wins is tied for third with Arizona, trailing Denver's NFL leading 25 OT wins and Washington (24).

Date	Coin flip winner	Site	Opponent	Score	Elapsed
Oct. 16, 1977	CHICAGO	Minnesota	Minnesota Vikings	L	16-22 6:45
Dec. 18, 1977	NY Giants	New York	New York Giants	W	12- 9 14:51
Oct. 1, 1978	CHICAGO	CHICAGO	Oakland Raiders	L	19-25 5:19
Sept. 7, 1980	CHICAGO	Green Bay	Green Bay Packers	L	6-12 6:00
Nov. 27, 1980	CHICAGO	Detroit	Detroit Lions	W	23-17 0:21
Dec. 14, 1980	Cincinnati	CHICAGO	Cincinnati Bengals	L	14-17 4:23
Oct. 25, 1981	CHICAGO	CHICAGO	San Diego Chargers	W	20-17 9:30

BEARS IN OVERTIME (CONT)

Nov. 8, 1981	CHICAGO	Kansas City	Kansas City Chiefs	W	16-13	13:07
Jan. 2, 1983	CHICAGO	Tampa Bay	Tampa Bay Buccaneers	L	23-26	3:14
Sept. 18, 1983	CHICAGO	New Orleans	New Orleans Saints	L	31-34	10:57
Sept. 25, 1983	Baltimore	Baltimore	Baltimore Colts	L	19-22	4:51
Sept. 14, 1986	Philadelphia	CHICAGO	Philadelphia Eagles	W	13-10	5:56
Nov. 30, 1986	CHICAGO	CHICAGO	Pittsburgh Steelers	W	13-10	3:55
Nov. 18, 1990	Denver	Denver	Denver Broncos	W	16-13	13:14
Dec. 2, 1990	CHICAGO	CHICAGO	Detroit Lions	W	23-17	10:57
Sept. 23, 1991	NY Jets	CHICAGO	New York Jets	W	19-13	14:42
Nov. 24, 1991	Miami	CHICAGO	Miami Dolphins	L	13-16	4:11
Nov. 8, 1992	CHICAGO	CHICAGO	Cincinnati Bengals	L	28-31	8:39
Nov. 27, 1994	Arizona	Arizona	Arizona Cardinals	W	19-16	8:11
Dec. 1, 1994	CHICAGO	Minnesota	Minnesota Vikings	L	27-33	5:46
Nov. 5, 1995	CHICAGO	CHICAGO	Pittsburgh Steelers	L	34-37	8:19
Oct. 27, 1997	Miami	Miami	Miami Dolphins	W	36-33	9:25
Nov. 14, 1999	Minnesota	CHICAGO	Minnesota Vikings	L	24-27	3:56
Nov. 21, 1999	CHICAGO	San Diego	San Diego Chargers	W	23-20	4:58
Oct. 28, 2001	San Francisco	CHICAGO	San Francisco 49ers	W	37-31	0:16 *
Nov. 4, 2001	CHICAGO	CHICAGO	Cleveland Browns	W	27-21	2:50
Sept. 29, 2002	CHICAGO	Buffalo	Buffalo Bills	L	27-33	1:58
Oct. 20, 2002	Detroit	Detroit	Detroit Lions	L	20-23	4:48
Nov. 24, 2002	Detroit	CHAMPAIGN	Detroit Lions	W	20-17	6:02
Nov. 14, 2004	CHICAGO	Tennessee	Tennessee Titans	W	19-17	3:17 **
Oct. 30, 2005	Detroit	Detroit	Detroit Lions	W	19-13	6:17
Dec. 17, 2006	Tampa Bay	CHICAGO	Tampa Bay Buccaneers	W	34-31	11:19
Jan. 14, 2007	Seattle	CHICAGO	Seattle Seahawks	W	27-24	4:53 #
Nov. 25, 2007	CHICAGO	CHICAGO	Denver Broncos	W	37-34	4:41
Sept. 21, 2008	Tampa Bay	CHICAGO	Tampa Bay Buccaneers	L	24-27	10:39
Dec. 11, 2008	CHICAGO	CHICAGO	New Orleans Saints	W	27-24	2:46
Dec. 22, 2008	CHICAGO	CHICAGO	Green Bay Packers	W	20-17	3:32
Dec. 28, 2009	CHICAGO	CHICAGO	Minnesota Vikings	W	36-30	5:45
Dec. 11, 2011	CHICAGO	Denver	Denver Broncos	L	10-13	6:20
Dec. 2, 2012	Seattle	CHICAGO	Seattle Seahawks	L	17-23	7:40
Nov. 17, 2013	Baltimore	CHICAGO	Baltimore Ravens	W	23-20	6:19
Dec. 1, 2013	CHICAGO	Minnesota	Minnesota Vikings	L	20-23	13:17
Sept. 7, 2014	CHICAGO	CHICAGO	Buffalo Bills	L	20-23	5:14
Oct. 18, 2015	Detroit	Detroit	Detroit Lions	L	34-37	12:31
Dec. 6, 2015	San Francisco	CHICAGO	San Francisco 49ers	L	20-26	2:10

24-21 overall: 15-10 at home; 9-11 on the road. #Includes one playoff win.

*NFL record for shortest OT, since eclipsed when Jets beat Buffalo 37-31 with 14 seconds elapsed on 9/8/2002.

**Only the second overtime game to end with a safety. The other was Minnesota vs. the L.A. Rams on 11/5/1989.



BEARS FIRST-TEAM ALL-PROS

1931 - Harold "Red" Grange (B)	1950 - Dick Barwegan (G) George Connor (T) Johnny Lujack (B)	1972 - Dick Butkus (LB)
1932 - Jules "Zuck" Carlson (G) Luke Johnsos (E) Bronko Nagurski (B)	1951 - Dick Barwegan (G) George Connor (T)	1976 - Wally Chambers (DT) Walter Payton (RB)
1933 - Bill Hewitt (E) Joe Kopcha (G) Bronko Nagurski (B)	1952 - George Connor (T)	1977 - Walter Payton (RB)
1934 - Beattie Feathers (B) Bill Hewitt (E) Joe Kopcha (G) Bronko Nagurski (B)	1953 - George Connor (T)	1980 - Walter Payton (RB)
1935 - William Karr (E) Joe Kopcha (G) George Musso (T)	1955 - Bill George (G) Harlon Hill (E) Stan Jones (G) Bill Wightkin (T)	1981 - Gary Fencik (S)
1937 - George Musso (T) Joe Stydahar (T)	1956 - Rick Casares (FB) Bill George (NG) Harlon Hill (LE) Stan Jones (LG) Larry Strickland (C)	1984 - Dan Hampton (DT) Walter Payton (RB) Mike Singletary (LB)
1938 - Dan Fortman (G) Joe Stydahar (T)	1957 - Bill George (NG)	1985 - Jimbo Covert (T) Richard Dent (DE) Steve McMichael (DT) Walter Payton (RB) Mike Singletary (LB)
1939 - Dan Fortman (G) Bill Osmanski (B) Joe Stydahar (T)	1958 - Bill George (NG)	1986 - Jimbo Covert (T) Wilber Marshall (OLB) Mike Singletary (ILB)
1940 - Dan Fortman (G) Joe Stydahar (T)	1959 - Stan Jones (RG) Bill George (NG)	1987 - Steve McMichael (DT) Mike Singletary (ILB)
1941 - Dan Fortman (G) Sid Luckman (B) George McAfee (B) Bulldog Turner (C)	1960 - Bill George (LB)	1988 - Jay Hilgenberg (C) Mike Singletary (ILB)
1942 - Lee Artoe (T) Gary Famiglietti (B) Dan Fortman (G) Sid Luckman (B) Bulldog Turner (C)	1961 - Bill George (LB)	1989 - Jay Hilgenberg (C) Mike Singletary (ILB)
1943 - Harry Clark (B) Dan Fortman (G) Sid Luckman (B) Bulldog Turner (C)	1963 - Doug Atkins (DE) Mike Ditka (E) Joe Fortunato (LB) Bill George (LB) Richie Petitbon (S) Roosevelt Taylor (S)	1991 - Mike Singletary (ILB)
1944 - Sid Luckman (B) Bulldog Turner (C)	1964 - Mike Ditka (E) Joe Fortunato (LB) Johnny Morris (FL)	1999 - Glyn Milburn (KR)
1946 - Bulldog Turner (C)	1965 - Dick Butkus (LB) Joe Fortunato (LB) Gale Sayers (RB)	2001 - Mike Brown (S) Brian Urlacher (ILB) Ted Washington (DT)
1947 - Sid Luckman (B) Bulldog Turner (C)	1966 - Gale Sayers (RB)	2002 - Brian Urlacher (ILB)
1948 - Bulldog Turner (C)	1967 - Gale Sayers (RB)	2005 - Lance Briggs (OLB) Brian Urlacher (ILB)
	1968 - Dick Butkus (LB) Gale Sayers (RB)	2006 - Robbie Gould (K) Devin Hester (KR) Olin Kreutz (C) Brian Urlacher (ILB)
	1969 - Dick Butkus (LB) Gale Sayers (RB)	2007 - Devin Hester (KR)
	1970 - Dick Butkus (LB) Dick Gordon (WR)	2010 - Devin Hester (PR) Julius Peppers (DE)
		2012 - Brandon Marshall (WR) Charles Tillman (CB)

BEARS IN THE PRO BOWL

1/15/39	Del Bjork, T (1) Joe Stydahar, T (1)	1/17/54	George Connor, T/LB (4) Jack Hoffman, E (1) Don Kindt, HB (1) Fred Williams, DT (2)	1/15/61	Doug Atkins, DE (4) Bill George, LB (7) Stan Jones, G (6) Johnny Morris, FL (1)
1/14/40	Joe Stydahar, T (2) George Musso, G (1)				
12/29/40	As Champions of the 1940 season the Bears faced the NFL All-Stars	1/16/55	Bill Bishop, T (1) Bill George, LB (1) Harlon Hill, WR (1) Harry "Chick" Jagade,* (1) Ed Sprinkle, DE (4)	1/14/62	Doug Atkins, DE (5) Mike Ditka, TE (1) Bill George, LB (8) Stan Jones, G (7)
1/4/42	As Champions of the 1941 season the Bears faced the NFL All-Stars	1/15/56	Ed Brown, QB (1) Rick Casares, RB (1) Bill George, LB (2) Harlon Hill, WR (2) Jack Hoffman, E (2) Stan Jones, G (1) Bill Wightkin, T (1)	1/13/63	Doug Atkins, DE (6) Mike Ditka, TE (2) Joe Fortunato, LB (2) Richie Petitbon, DB (1)
12/27/42	Lee Artoe, T (1) Young Bussey, QB (1) Chuck Drulis, G (1) Gary Famiglietti, HB (1) Dan Fortmann, G (1) Ed Kolman, T (1) Sid Luckman, QB (1) Frank Maznicki, HB (1) John Petty, FB (1) John Siegal, E (1) George Wilson, E (1)	1/13/57	Ed Brown, QB (2) JC Caroline, HB (1) Rick Casares, RB (2) Bill George, LB (3) Harlon Hill, WR (3) Stan Jones, G (2) McNeil Moore, HB (1) Larry Strickland, C (1)	1/12/64	Doug Atkins, DE (7) Mike Ditka, TE (3) Joe Fortunato, LB (3) Joe Marconi, RB (1) Richie Petitbon, DB (2) Mike Pyle, C (1) Roosevelt Taylor, DB (1) Bill Wade, QB (1)
1/14/51	Dick Barwegan, G (1) Ray Bray, G (1) George Connor, T/LB (1) Fred Davis, T (1) Johnny Lujack, QB (1) Ed Sprinkle, DE (1) Bulldog Turner, C/LB (1)	1/12/58	Doug Atkins, DE (1) Rick Casares, RB (3) Bill George, LB (4) Kline Gilbert, T (1) Stan Jones, G (3)	1/10/65	Mike Ditka, TE (4) Joe Fortunato, LB (4) Johnny Morris,* FL (2)
				1/15/66	Doug Atkins, DE (8) Dick Butkus, LB (1) Mike Ditka, TE (5) Joe Fortunato, LB (5) Gale Sayers, RB (1)
1/12/52	Dick Barwegan, G (2) Ray Bray, G (2) George Connor, T/LB (2) John Dottley, RB (1) Johnny Lujack, QB (2) Ed Sprinkle, DE (2) Bulldog Turner, C/LB (2)	1/11/59	Doug Atkins, DE (2) Rick Casares, RB (4) Joe Fortunato, LB (1) Willie Galimore, RB (1) Bill George, LB (5) Stan Jones, G (4) Fred Williams, DT (3)	1/22/67	Dick Butkus, LB (2) Richie Petitbon, DB (3) Gale Sayers, [†] RB (2)
				1/21/68	Dick Butkus, LB (3) Gale Sayers, [†] RB (3) Richie Petitbon, DB (4)
1/10/53	Dick Barwegan, G (3) George Connor, T/LB (3) Gene Schroeder, E (1) Ed Sprinkle, DE (3) Fred Williams, DT (1)	1/17/60	Doug Atkins, DE (3) Erich Barnes, DB (1) Rick Casares, RB (5) Bill George, LB (6) Stan Jones, G (5) Fred Williams, DT (4)	1/19/69	Dick Butkus, LB (4) Gale Sayers,* RB (4) Roosevelt Taylor, DB (2)
				1/18/70	Dick Butkus, LB (5) Gale Sayers, [†] RB (5)



CHICAGO BEARS PRO BOWLERS

1/24/71	Dick Butkus, LB (6) Dick Gordon,* WR (1) Bobby Joe Green, P (1) Cecil Turner, KR (1)	2/1/87	Jim Covert, T (2) Dave Duerson, S (2) Wilber Marshall, LB (1) Steve McMichael, DT (1) Jay Hilgenberg, C (2) Walter Payton, RB (9) Mike Singletary, LB (4)	2/6/00	Glyn Milburn, KR (1, 2)
1/23/72	Dick Butkus, LB (7) Dick Gordon, WR (2)			2/4/01	Brian Urlacher, LB (1)
1/21/73	Dick Butkus, LB (8) Ron Smith, KR (1)	2/7/88	Dave Duerson, S (3) Jay Hilgenberg, C (3) Wilber Marshall, LB (2) Steve McMichael, DT (2) Mike Singletary, LB (5)	2/9/02	Olin Kreutz, C (1) Brian Urlacher, LB (2) Ted Washington, DT (1, 4) Larry Whigham, S (1, 2) James Williams, OT (1)
1/20/74	Wally Chambers, DT (1)			2/2/03	Marty Booker, WR (1) Olin Kreutz, C (2) Brian Urlacher, LB (3)
1/20/75	None	1/29/89	Neal Anderson, RB (1) Mark Bortz, G (1) Dave Duerson, S (4) Jay Hilgenberg, C (4) Mike Singletary, LB (6)	2/8/04	Jerry Azumah, KR (1) Olin Kreutz,* C (3) Brian Urlacher, LB (4)
1/26/76	Wally Chambers, DT (2)			2/13/05	Olin Kreutz,* C (4)
1/17/77	Wally Chambers, DT (3) Walter Payton, RB (1)	2/4/90	Neal Anderson,* RB (2) Jay Hilgenberg, C (5) Mike Singletary, LB (7)	2/12/06	Lance Briggs, LB (1) Mike Brown,* S (1) Tommie Harris, DT (1) Olin Kreutz,* C (5) Brian Urlacher,* LB (5) Nathan Vasher, CB (1)
1/23/78	Allan Ellis, CB (1) Walter Payton,* RB (2)	2/3/91	Neal Anderson,* RB (3) Mark Bortz,* G (2) Mark Carrier, S (1) Richard Dent, DE (3) Jay Hilgenberg, C (6) Mike Singletary, LB (8)	2/10/07	Brendon Ayanbadejo, ST (1) Lance Briggs,* LB (2) Robbie Gould, PK (1) Tommie Harris,* DT (2) Devin Hester, KR (1) Olin Kreutz,* C (6) Brian Urlacher,* LB (6) Ruben Brown, G (1, 9)
1/29/79	Walter Payton, RB (3)	2/2/92	Neal Anderson,* RB (4) Mark Carrier, S (2) Shaun Gayle, S (1) Jay Hilgenberg, C (7) Mike Singletary, LB (9)	2/10/08	Brendon Ayanbadejo, ST (2) Lance Briggs,* LB (3) Tommie Harris,* DT (3) Devin Hester, KR (2)
1/27/80	Walter Payton, RB (4)			2/8/09	Lance Briggs, LB (4)
2/1/81	Gary Fencik, S (1) Dan Hampton, DE (1) Walter Payton, RB (5)	2/7/93	Mike Singletary, LB (10)	1/31/10	Lance Briggs,* LB (5) Johnny Knox, KR (1)
1/31/82	Gary Fencik, S (2)	2/6/94	Mark Carrier, S (3) Richard Dent, DE (4) Donnell Woolford, CB (1)	1/30/11	Lance Briggs,* LB (6) Devin Hester, KR (3) Julius Peppers, DE (1, 6) Brian Urlacher,* LB (7)
2/6/83	Dan Hampton, DT (2)				
1/29/84	Walter Payton, RB (6) Mike Singletary, LB (1)	2/5/95	None		
1/27/85	Todd Bell, S (1) Richard Dent, DE (1) Dan Hampton, DT (3) Walter Payton, RB (7) Mike Singletary, LB (2)	2/4/96	None		
2/2/86	Jim Covert, T (1) Richard Dent, DE (2) Dave Duerson, S (1) Dan Hampton, DE (4) Jay Hilgenberg, C (1) Jim McMahon, QB (1) Walter Payton, RB (8) Mike Singletary, LB (3) Otis Wilson, LB (1)	2/2/97	None		
		2/1/98	None		
		2/7/99	None		

2/5/12	Lance Briggs,* LB (7) Matt Forté, RB (1) Corey Graham, ST (1) Julius Peppers, DE (2, 7) Charles Tillman, CB (1) Brian Urlacher,* LB (8)	1/26/14	Matt Forté, RB (2) Alshon Jeffery, WR (1) Tim Jennings, CB (2) Kyle Long, G (1) Brandon Marshall, WR (2, 5)
1/27/13	Tim Jennings, CB (1) Brandon Marshall,* WR (1, 4) Henry Melton, DT (1) Julius Peppers, DE (3, 8) Charles Tillman, CB (2)	1/25/15	Martellus Bennett, TE (1) Kyle Long, G (2)
		1/31/16	Kyle Long, T (3)

* Did not play due to injury; † Denotes game's outstanding player; () Number in parentheses indicates Pro Bowl appearances. If multiple numbers are listed, Bears total listed first followed by total appearances



2016 Chicago Bears Pro Bowler: G Kyle Long was named to his third consecutive Pro Bowl, becoming the first Bears offensive lineman to receive the honor in each of his first three professional football seasons. Long earned the honor at guard in 2013 and 2014 and as a tackle in 2015.



Charles Tillman receives the Gladiator statue from NFL Commissioner Roger Goodell upon being named the 2013 Walter Payton Man of the Year.

The Walter Payton NFL Man of the Year Award is the only NFL award that recognizes a player for his community service activities as well as his excellence on the field. Renamed in 1999 for the legendary Chicago Bears Pro Football Hall of Fame running back, the Walter Payton NFL Man of the Year Award has been given annually since 1970.

Chicago Bears cornerback Charles Tillman was named the 2013 Walter Payton Man of the Year, marking the fifth Chicago Bears player to be honored with the award joining Payton (1977), Dave Duerson (1987), Mike Singletary (1990) and Jim Flanigan (2000).

Tillman joins an esteemed list of winners of the annual award, including 17 Pro Football Hall of Famers. Recent winners of the Walter Payton NFL Man of the Year Award include Anquan Boldin, San Francisco (2016); Thomas Davis, Carolina Panthers (2015); Jason Witten, Dallas Cowboys (2012); Matt Birk, Baltimore Ravens (2011); Madiou Williams, Minnesota Vikings (2010).

All 32 team nominees for the award receive a \$1,000 donation from NFL Foundation to the charity of their choice. The three Man of the Year finalists received an additional \$5,000 donation in their name. The selection panel is comprised of NFL Commissioner Roger Goodell, former NFL Commissioner Paul Tagliabue, Connie Payton, Pro Football Hall of Fame members Frank Gifford and Anthony Munoz, the previous year's winner and Sports Illustrated football writer Peter King.

The winner of the Walter Payton NFL Man of the Year Award receives the Gladiator statue, an original art creation by the noted sculptor, Daniel Schwartz, and the player's favorite charity receives a \$20,000 donation in his name.

MAN OF THE YEAR NOMINEES/WINNERS

Bears Nominees (since 1997)

- 1997: Barry Minter (LB)
- 1998: Jim Flanigan (DT)
- 1999: Jim Flanigan (DT)
- 2000: Jim Flanigan (DT)
- 2001: Marcus Robinson (WR)
- 2002: Philip Daniels (DE)
- 2003: Philip Daniels (DE)
- 2004: John Tait (T)
- 2005: Bobby Wade (WR)
- 2006: Roberto Garza (C)
- 2007: Charles Tillman (CB)
- 2008: Charles Tillman (CB)
- 2009: Israel Idonije (DE)
- 2010: Israel Idonije (DE)
- 2011: Charles Tillman (CB)
- 2012: Charles Tillman (CB)
- 2013: Charles Tillman (CB)

- 2014: Jay Cutler (QB)
- 2015: Matt Forté (RB)

Bears Winners (since 1970)

YEAR	PLAYER, POSITION
2013	Charles Tillman (CB)
2000*	Jim Flanigan (DT)
1990	Mike Singletary (LB)
1987	Dave Duerson (S)
1977	Walter Payton (RB)

*The award was shared in 2000 with Derrick Brooks.

In memory of Brian Piccolo, each season since 1970 a Bears rookie has been honored with the Brian Piccolo Award. In 1992, the award was expanded to include a veteran as well. The Piccolo Award is a special honor voted on by Bears players only, who select a teammate they feel best exemplifies the courage, loyalty, teamwork, dedication and sense of humor of the late Brian Piccolo.

Brian Piccolo signed with the Bears as a free agent out of Wake Forest in 1965 - the same year Hall of Famer Gale Sayers was drafted. The two became roommates, and Piccolo's support of Sayers through a devastating knee injury, as well as Sayers' devotion when Piccolo was stricken with cancer in 1969, became the stuff of legend. Piccolo was in his fourth season when a chest x-ray revealed a malignancy. Several months later on June 16, 1970, he died at age 26 from embryonal cell carcinoma.

Following his death, the Brian Piccolo Cancer Research Fund was established and proceeds were sent to the Sloan-Kettering Cancer Center in New York for research on embryonal cell carcinoma. At the time Piccolo died, the disease was 100% fatal, but today the cure rate is more than 95%.

With that victory, proceeds from the Brian Piccolo Cancer Research Fund now benefits breast cancer research at Rush Medical Center and provides support to the Clearbrook Center for the developmentally disabled in Arlington Heights.

Since turning its attention to the fight against breast cancer, the Brian Piccolo Cancer Research Fund, as well as all those who have generously joined in its efforts, has raised over \$8 million for research since 1991. The fund remains active and welcomes the interest of contributions of others who share its commitment to breast cancer research and to the memory of Brian Piccolo.



ALL-TIME PICCOLO AWARD WINNERS

1970 - Glen Holloway (G)	1993 - Tom Waddle (WR), Myron Baker (LB), Todd Perry (T)	2004 - Olin Kreutz (C), Tommie Harris (DT)
1971 - Jerry Moore (S)		2005 - John Tait (T), Chris Harris (S)
1972 - Jim Osborne (DT)	1994 - Shaun Gayle (S), Raymont Harris (RB)	2006 - Olin Kreutz (C), Devin Hester (PR/KR)
1973 - Wally Chambers (DT)	1995 - Erik Kramer (QB), Rashaan Salaam (RB)	2007 - Brian Urlacher (LB), Greg Olsen (TE)
1974 - Fred Pagac (TE)	1996 - Chris Zorich (DT), Bobby Engram (WR)	2008 - Charles Tillman (CB), Matt Fortè (RB)
1975 - Roland Harper (RB)	1997 - Ryan Wetnight (TE), John Allred (TE), Van Hiles (S)	2009 - Olin Kreutz (C), Johnny Knox (WR/KR)
1976 - Brian Baschnagel (WR)	1998 - Bobby Engram (WR), Tony Parrish (S)	2010 - Anthony Adams (DT), J'Marcus Webb (T)
1977 - Ted Albrecht (T)	1999 - Marcus Robinson (WR), Jerry Azumah (DB)	2011 - Nick Roach (LB), Stephen Paea (DT)
1978 - John Skibinski (RB)	2000 - Clyde Simmons (DE), Brian Urlacher (LB)	2012 - Charles Tillman (CB), Julius Peppers (DE), Shea McClellin (DE)
1979 - Dan Hampton (DE)	2001 - James Williams (T), Anthony Thomas (RB)	2013 - Josh McCown (QB), Jordan Mills (T)
1980 - Bob Fisher (TE)	2002 - Phillip Daniels (DE), Alex Brown (DE)	2014 - Matt Fortè (RB), Kyle Fuller (CB)
1981 - Mike Singletary (LB)	2003 - Olin Kreutz (C), Charles Tillman (CB)	2015 - Zach Miller (TE), Adrian Amos (S)
1982 - Jim McMahon (QB)		
1983 - Jim Covert (T)		
1984 - Shaun Gayle (DB)		
1985 - Kevin Butler (K)		
1986 - Neal Anderson (RB)		
1987 - Ron Morris (WR)		
1988 - James Thornton (TE), Mickey Pruitt (LB)		
1989 - Trace Armstrong (DE)		
1990 - Mark Carrier (S)		
1991 - Chris Zorich (DT)		
1992 - Mike Singletary (LB), Troy Auzenne (T)		



CHICAGO BEARS ED BLOCK COURAGE AWARD



The Ed Block Courage Award Foundation is dedicated to improving the lives of abused, neglected and at-risk children and ending the cycle of abuse. The purpose is to raise Awareness and Prevention of child abuse. That objective is coupled with the Foundation's commitment to celebrating players of inspiration in the NFL.

The award recipient symbolizes professionalism, great strength and dedication. He is also a community role model. With this honor he enters into association which contrasts his fierce profession by becoming a major component of the Courage House national support network. He becomes a crusader for victims of abuse, violence and neglect.

Each year, the Ed Block Courage Awards honors those National Football League players who exemplify commitments to the principles of sportsmanship and courage. This award is unique in that the recipients are selected solely by a vote of their teammates. Every fall, each of the thirty-two teams conduct a vote which results in each team selecting their Ed Block Courage Award recipient for the year.

The Ed Block Courage Award began in Baltimore in honor of Eddie Block, former head athletic trainer of the Baltimore Colts. Eddie Block and his wife dedicated their lives to helping children in distress as foster parents and advisers. There are 16 Courage Houses presently connected with NFL teams, locally the Maryville Academy in Des Plaines.

Ed McCaskey was the 1992 Honorary National Chairman of the 14th Annual Ed Block Courage Awards. Each offseason Maryville Academy hosts a luncheon to promote awareness for the award and its causes. The proceeds go to the Ed McCaskey scholarship winners at Maryville which has been the Chicago Courage House since 1992.

Since its inception, the Foundation, through its charter with the Courage House National Support Network for Kids, and an affiliation with the National Football League and Professional Football Athletics Trainers Society, has helped to provide hope to countless children and raised millions of dollars.



Bears kicker Robbie Gould was the Chicago Bears 2015 recipient of the Ed Block Courage Award.




CHICAGO BEARS ED BLOCK COURAGE AWARD HONOREES

1984	Danny Rains (LB)	1997	James Williams (T)	2010	Anthony Adams (DT)
1985	Mark Bortz (G)	1998	John Thierry (DE)	2011	Brian Urlacher (LB)
1986	Mike Tomczak (QB)	1999	Ryan Wetnight (TE)	2012	Nick Roach (LB)
1987	Ron Morris (WR)	2000	Clyde Simmons (DE)	2013	Patrick Mannelly (LS)
1988	Glen Kozlowski (WR)	2001	Jim Miller (QB)	2014	Matt Slauson (G)
1989	Ron Rivera (LB)	2002	Ted Washington (DT)	2015	Robbie Gould (K)
1990	Lemuel Stinson (CB)	2003	Dustin Lyman (TE)		
1991	John Wojciechowski (T)	2004	Marc Colombo (T)		
1992	Shaun Gayle (S)	2005	Ruben Brown (G)		
1993	Keith Van Horne (T)	2006	Rex Grossman (QB)		
1994	Kevin Butler (K)	2007	Tommie Harris (DT)		
1995	Vinson Smith (LB)	2008	Charles Tillman (CB)		
1996	John Mangum (S)	2009	Israel Idonije (DE)		



ADDITIONAL

INFORMATION



Bears President & CEO Ted Phillips led the franchise to one of the team's greatest off-field achievements with the construction of the Lakefront Improvement Plan which included the new football stadium within the confines of historic Soldier Field. The Bears are entering their 14th season in the new stadium, playing the inaugural campaign in 2003. The aggressive construction schedule lasted just 20 months-from the Bears last home game of the 2001 season (vs. PHI, Jan. 19, 2002) until re-opening against Green Bay on Sept. 29, 2003. The project earned many honors for design excellence and was named Midwest Construction magazine's overall Project of the Year in 2003.

- November, 2000-Bears President and CEO Ted Phillips and his team of experts answer questions and concerns of the Illinois General Assembly at the State Capitol. After three days of gathering support, the Illinois House and Senate passed Bill 1284 on Nov. 30, 2000, authorizing the Illinois Sports Facilities Authority to issue approximately \$406 million in bonds to help finance the \$630 million project.

The debt service on the bonds were paid from the surplus and projected growth of the existing two percent Chicago local hotel tax plus a local distributive tax and state hotel tax subsidy. The remaining \$200 million was contributed by the Chicago Bears, including a \$100 million loan from the National Football League.

- Nov. 15, 2000-The City of Chicago's Lakefront Improvement Plan was announced publicly by Mayor Richard M. Daley.

The project replaced parking lots with 17 acres of new parkland, built an underground parking structure to serve the Museum Campus and Soldier Field, created easier access to the Museum Campus and added other amenities giving Chicagoans and tourists the ability to enjoy the lakefront year-round.

- Jan. 5, 2001-Governor George Ryan signed House Bill 1284, designed to help fund a new stadium and enhance Chicago's lakefront.

The following is a number of facts concerning different elements of the Soldier Field project and the Lakefront Initiative:

LAKEFRONT IMPROVEMENTS

The project created approximately 17 acres of additional waterfront parkland for public enjoyment. This green space was programmed for year-round public uses such as a sledding hill, winter garden, a terraced park, an area for outdoor museum exhibits and other features.

The year-round parking facility created 2,500 new underground parking spaces immediately adjacent to the Field Museum and Shedd Aquarium and 3,100 outdoor spaces between the stadium and McCormick Place to ensure Chicago's great tailgating tradition continues.

SOLDIER FIELD IMPROVEMENTS

The stadium features increased sideline seating from 40% of seats to over 60%, an increased number of new and improved restrooms (over 1,000 restroom fixtures) plus more variety and access at over 350 concession points of sale, three-level United Club lounge, a Bears Ring of Honor throughout the mezzanine level, a Bears Den gallery depicting historical events from Soldier Field's past and a bas-relief of George Halas.

Above and beyond the Bears games, Soldier Field is capable of hosting an increasing number of athletic events, prime concerts, and large civic, cultural and educational gatherings. The unique design allows for easy stage setup and takedown, along with a field that can accommodate international soccer events.

FUNDING THE LAKEFRONT IMPROVEMENT PLAN

The Bears made a \$224 million contribution to this project, pay annual rent of \$5.7 million and accepted the cost overrun risks on the project. The entire cost of the Lakefront Project (\$630 million) was raised without asking for taxpayers' money. The plan was supported through a local City of Chicago hotel tax. There was no extension or increase of any taxes and the hotel tax was principally paid by visitors and tourists.

PRESERVING HISTORY

The historic colonnades and historic South Wall remained untouched as the new stadium was built within the existing exterior of Soldier Field. The Memorial Water Wall honors all soldiers who have served in the United States Armed Forces. The Wall serves as an educational piece for families and visitors of the museum campus. A Doughboy statue was erected at the entrance of Gate O and the south concourse features a Medal of Honor tribute.



The Chicago Bears would like to thank our Hall of Fame Partners for their efforts toward making the fan experience exciting for all:





CHICAGO BEARS SOLDIER FIELD



Following 31 seasons of football along the shores of Lake Michigan (pictured, left), the Bears took a brief one-year hiatus from Soldier Field in 2002, playing home games at Memorial Stadium in Champaign so construction of the new Soldier Field (right) could be completed. The first game in the new stadium was Sept. 29, 2003 against division rival Green Bay. The Bears first season at the old venue was in 1971 after spending 50 seasons at Wrigley Field. Soldier Field was opened in 1924 as a 45,000-seat Municipal Grant Park Stadium. The first football game played on its field was November 22, 1924, as a capacity crowd watched Notre Dame edge Northwestern, 13-6.

It hosted the first boxing event which drew a gate of over \$2.5 million (Dempsey-Tunney, 1927), the first ski meet held in a stadium, and the all-time largest football crowd (123,000). The largest crowd for any event in Soldier Field was 260,000 on Sept. 8, 1954, for the Catholic Church's Marian Year Tribute.

The 100,000-seat stadium was dedicated November 27, 1926, with Army battling Navy to a 21-21 tie. The all-time collegiate attendance record of 123,000-plus was established Nov. 26, 1927 as Notre Dame beat Southern Cal 7-6. In the first professional game at the then-mammoth stadium, the Bears defeated the Chicago Cardinals 10-0 on November 11, 1926.

Plans for the stadium started in 1919 as a memorial to the soldiers of WWI. Soldier Field stood on 10,000 pile foundations driving an average depth of 62.5 feet through fill that replaced the lake waters. The new stadium continues to be owned, maintained and operated by the Chicago Park District.

Other stadium notes since the Bears moved to Soldier Field:

- 1971 - September 19, Chicago defeats the Pittsburgh Steelers 17-15 before capacity crowd of 55,701 in the Bears' first game since moving from Wrigley.
- 1979 - The stadium undergoes major reconstruction and renovation prior to the season including new lighting, playing surface, and locker rooms; rebuilding of seating area (new chairbacks, armrests, seats); and improvement of sightlines.
- 1982 - Additional rebuilding of seating areas was completed as well as new concourses with more restrooms and concession areas. A new press box, 60 deluxe skyboxes, and a new scoreboard were also built. Capacity is increased to 66,030.
- 1988 - Surface was changed from artificial turf to natural grass, and 56 skyboxes were added along south rim (increasing the total to 116). Capacity is increased to 66,946.
- 1992 - Four seats are added increasing the capacity to 66,950.
- 1994 - The Park District spends millions to refurbish the stadium for the World Cup soccer tournament. Capacity is reduced by six to 66,944.
- 2000 - Mayor Daley announces Lakefront Redevelopment Project (11/15).
- 2001 - Project receives state and city approval.
- 2002 - Demolition begins on stadium immediately following playoff game (1/19).
- 2003 - Bears return to Soldier Field with Monday night re-opening on September 29 against Green Bay. Capacity is set at 61,500, over 5,000 fewer seats than the old stadium and the second smallest venue in the NFL.

Located on the west side of the stadium on the street-level main concourse, the bas-relief sculpture marks the gateway for a stadium visitor's trip through the history of the Chicago Bears.

Pure and simple, he loved this game that was as uncluttered and uncompromising as he was. Its requirements were courage, endurance, self-discipline and a competitive spirit. These were his prerequisites, too.

His teams played the game the same way he did-tough, aggressive and smart.

Often graced by a running back of exceptional ability, the Bears were always marked by a punishing defense that never stopped coming at you.

George Halas was a founder of the NFL and a pioneer of the Chicago Bears. His devotion to both over the decades helped them grow to prominence.

We will always remember his energy, his joy in competing, and his passion for his beloved Bears and Bear fans.

-bas-relief inscription

The bas-relief is a time-line describing George Halas' contribution to the world of football and the history of the Chicago Bears.

Hall of Famers date back from the 1920's when George Halas founded the Chicago Bears, and represent different decades of team history.

The tremendous energy and influence of the two large George Halas reliefs tells the story and balances all of the action. George S. Halas is without doubt the overriding presence in the sculpture.

The laser-etched imagery shows the team in the 1920's - also Halas and his team celebrating a 1940's win against the Washington Redskins, fan images from Wrigley Field, a photo of Halas with George Jr. and Paddy Driscoll, and a fan grouping from the 1980's. Integrated in the composition is the famous "T" formation that George Halas invented.



TRIBUTE TO GEORGE S. HALAS AND THE LEGACY OF THE CHICAGO BEARS

Sculpted by Julie Rotblatt-Amrany

Timeless Creations, Inc. in conjunction with Portraits/Chicago Inc.

- Specs: 26 1/2 feet high x 15 3/8 feet wide
- Approx. 11,500 pounds
- White bronze on black absolute granite with laser-etched imagery
- George Halas = 8 feet high

- Bust of George Halas = 6 feet high
- Eight Hall of Fame players range 3 - 6 feet high
- Players are: Mike Singletary, Walter Payton, Dick Butkus, Gale Sayers, Bill George, Sid Luckman, Bronko Nagurski and Red Grange




THE BEARS DEN

Located on the lower concourse of the west grandstands, the Bears Den offers a dramatic, visual walk through Chicago Bears history.

THE DOUGHBOY STATUE

Just inside Gate O in the Grand Concourse stands the restored Doughboy Statue. Originally installed in Chicago's Garfield Park in the early 1930s, four decades later it was damaged, debased, but not forgotten. Chicago sculpture conservator Andrzej Dajnowski meticulously recast the missing parts and refurbished the entire statue and base to its original condition and it joins the other memorials to the American fighting men and women at Soldier Field.



Chicago Bears Hall of Fame greats are honored on the mezzanine level Ring of Honor. The 27 Chicago Bears enshrined in the Pro Football Hall of Fame in Canton, Ohio, are the most of any team in the NFL.



THE MEMORIAL WATER WALL

The Memorial Water Wall, a 280-foot long wall of polished green granite with eight medallions honoring the different branches of the armed services, flanks the walkway that leads into the north entrance of the stadium. A veil of water continuously flows over the sculptured memorial.



What time do the parking facilities and stadium gates open?

Parking facilities surrounding the stadium open four hours prior to kickoff. Gates open two hours before kickoff.

Where is Will Call located?

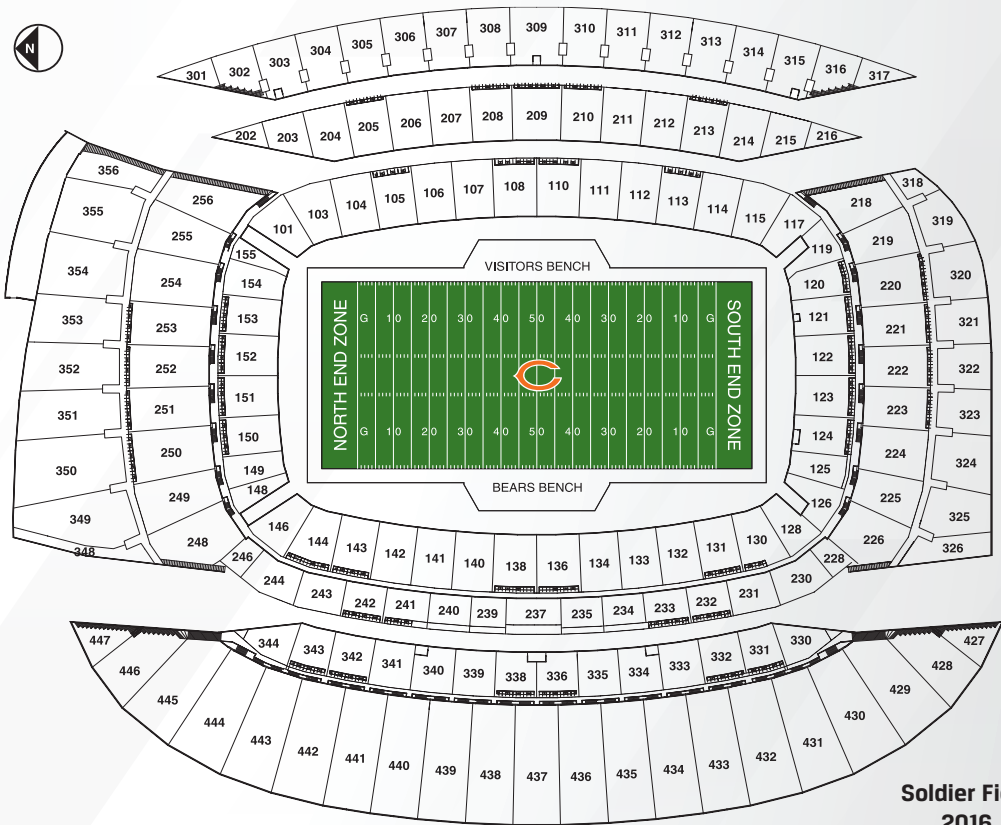
Outside Gate 10 at the southeast corner of the stadium.

WALKING DIRECTIONS FROM PRESS BOX TO LOCKER ROOM

Take elevator to concourse level. Take left out of elevator and through Field Access door. Take a right at the bottom of steps and follow corridor to west side of the stadium. From field, exit stadium at North west entrance. Turn left into interior corridor. Postgame interview room is fourth room on left. Locker room is first door on the left. Visiting locker room is at the northeast corner of the stadium.

WALKING DIRECTIONS FROM PRESS BOX TO STADIUM EXIT

Take elevator to concourse level. Exit through Press Entrance at Gate 14.



**Soldier Field
2016**



West addition to Halas Hall along with a new entry canopy leading to the main lobby.

The Chicago Bears moved into Halas Hall at Conway Park on March 3, 1997. The 38-acre complex is located in Lake Forest off of Route 60 just east of the Tri-State Tollway, approximately four miles from the former Halas Hall. The building is dedicated to Bears' founder, president and coach George Halas. The original Halas Hall, on the Lake Forest College campus, was dedicated by coach Halas in the name of his son, Mugs, in 1979.

The complex underwent a construction project following the 2012 season to expand and upgrade the Bears headquarters to enhance the football and business operations while providing new opportunities and experiences for fans visiting the team facility.

The upgrade increased the 100,000-square facility with an additional 43,500-square feet of working space to accompany 2 1/2 outdoor practice fields, surrounded by a jogging path. One of the two 100-yard outdoor fields is equipped with 14 miles of underground heating tubes, enabling the grass to remain soft and growing into early winter, as well as five miles of drain tubing that can capture and disperse nine inches of rainfall per hour and 2.5 miles of cooling pipes for the grass roots.

The construction of 2013 expanded the weight room from 7,000 to 8,500-square feet and features new lighting. The locker room was upgraded with additional and reconfigured lockers and new carpeting. Existing and newly-created meeting rooms feature enhanced technology.

ED McCASKEY MEMORIAL GARDEN AND THE WALTER PAYTON CENTER

The team's indoor practice facility, the Walter Payton Center, was renovated during the summer of 2005 while construction of the Ed McCaskey Memorial Garden was completed in June, 2005.

The Walter Payton Center is a rigid structure, opposed to the inflated "bubble" the team used from 1990-96, and includes a full 100-yard field. The structure is 85 feet high, 200 feet wide and 400 feet long. The renovation included removal of the existing fabric roof and cladding on the outside of the building, replacement of the end walls and installation of a new, state-of-the-art synthetic turf and two-lane running track. A new heating and de-humidification system was also installed.

Located south of Halas Hall, the Ed McCaskey Memorial Garden is a beautifully landscaped, clover-leaf-shaped garden bordered by a 30" stone seat wall and piers. A winding gravel road from Halas Hall leads to the opening of the garden where a variety of trees, shrubs and perennials have been planted.



Walter Payton Center (interior)



Ed McCaskey Memorial Garden



The south addition to Halas Hall includes a state-of-the-art broadcast studio and joining conference center allowing the team to bring in studio audiences for live programming.

A state-of-the-art event center includes a 4,000-square foot broadcast studio and conference center that can host as many as 200 people for both events and original programming. The two-level entryway to the event center features interactive digital displays, video monitors and memorabilia, including some never-before featured pieces of Bears history such as the 1963 NFL championship trophy. A new press conference room and a relocated media courtyard was also added along with increased work space for media members.

The previous Halas Hall on the campus of Lake Forest College had 32,000 square feet of space, while the new building has over 143,500. In fact, the entire former Halas Hall would fit into the basement of the new building. Furthermore, the old locker room was 1,400 square feet, while the new one is about 3,000, features new lighting and has 75 lockers and four natural light wells. The weight room is now almost five times the size of the 1,800-square foot workout area at the old building. The glass wall on the east side of the weight room is 28 feet high, perfect for viewing the white-tailed deer on their evening romps across the complex grounds. A two-lane lap pool is behind the weight room and its sixty-foot lanes have built-in resistance currents. The training room is over five times the size of its predecessor and boasts a doctor's office, x-ray facility, medical records storeroom, casting room, whirlpool, cold-dip plunge, steam room and sauna. The football needs are met with eight classrooms, two large meeting rooms/classrooms and a 150-seat auditorium capable of hosting seminars and press conferences.

The Bears also added a practice viewing suite on the second level of Halas Hall. The 40-person suite overlooks the team's practice fields and features many of the amenities of game suites at Soldier Field. A new kitchen and dining facility, including an outdoor patio was also added. The dining room has the ability to hold up to 100 people. Additional conference room and staff offices were also added throughout Halas Hall.

The Bears headquarters also has a new entry into the main lobby and 105 additional parking spaces. The architectural style is consistent with that of the original building. A main focal point is the entry point to the main lobby, featuring the classic Bears "C" on an impressive portico.

HISTORY OF CHICAGO BEARS HEADQUARTERS

4356 West Washington Boulevard.....	Chicago.....	1923-1926
111 West Washington Boulevard, Room 401	Chicago.....	1926-1930
111 West Washington Boulevard, Room 423.....	Chicago.....	1930-1934
37 South Wabash Avenue.....	Chicago.....	1934-1947
233 West Madison Street	Chicago.....	April 28, 1947-1961
173 West Madison Street.....	Chicago.....	Feb. 1, 1961-1976
55 East Jackson Boulevard.....	Chicago.....	Feb. 1, 1976-1985^
250 North Washington Road.....	Lake Forest	1979-1997^
1920 Football Drive*	Lake Forest	March 3, 1997-Present

*Originally 1000 Football Drive until changed in 2011 to 1920 Football Drive to reflect the franchises' founding year (1920). ^There were a few years of overlap between the two buildings, with staff in both locations.

ADDITIONAL INFO



STALEY

- Staley performs at over 300 events throughout the Chicagoland area each year. These include both paid appearances and community outreach-based events.
- Staley's appearance range is generally an 80-mile radius of Chicago, but exceptions can be made on an individual basis.
- Staley has performed both private and public appearances throughout the United States and abroad, including Super Bowls, Pro Bowls, Hong Kong's Chinese New Year Parade, London Kwajalein Atoll and Guam.

GENERAL APPEARANCES:

- BIRTHDAY PARTIES
- CHARITY EVENTS
- SPECIAL EVENTS (Parades, Corporate Functions, Grand Openings, Weddings, Bar Mitzvahs, etc.)
- STALEY'S DANCE EXPRESS
- MASCOT TRAINING and CLINICS

SCHOOL SHOWS:

BEAR DOWN ON BULLIES

The "Bear Down on Bullies" assembly discusses 5 types of bullies (big-mouth bully, hands-on bully, butt-out bully, cyber-bully, all-around bully), and proper ways for your students to deal with bullying. Staley shares his own experiences with his very own bully, Fluffy. A strong emphasis is placed on a team concept approach to school, and how your students can help foster a positive learning environment. Additionally, each school will receive a player-autographed "Bear Down on Bullies" banner to display.

FIRST AND GOAL SHOW: HOW TO SCORE A TOUCHDOWN FOR A HEALTHY LIFE

The Chicago Bears are proud to present the most informative, hands-on, educational health and wellness assembly in the NFL! First and Goal was created by Staley to educate today's youth about the benefits of living a healthy life. Staley and his MC will jumpstart your child's desire to begin living a smarter and healthier life by combining education, comedy and super-cool prizes into this high-energy show!

TALES TO TACKLE

"Tales to Tackle" was created by Staley to promote his love and enthusiasm towards reading and learning. As a wrap up to the assembly, Staley is inviting all elementary-aged students to participate in an incentive-based 5-week program. In addition to earning bookmarks and a signed certificate, students who complete the program will have a chance to win an all-school assembly and visit by a current player!

ALL SCHOOL PEP RALLIES

Motivating students to excel in their studies can sometimes prove challenging. Staley has developed an assortment of assemblies designed to encourage students to give it their best. Staley will also work with school administrators to develop an interactive, high-energy, 45-minute show customized toward your school's specific needs. Assembly topics include: Staley's Back To School "Kick Off", PARCC/state test prep, and general field day/school picnic appearances.

EVENTS

Run with Staley

A one-mile children's race, held annually at Bears Training Camp in Bourbonnais, IL, on the campus of Olivet Nazarene University. Race participants receive a t-shirt and medal of participation. They are also treated to lunch, and a Staley assembly upon completion of the race. A 100-yard dash is provided for younger race participants.

STALEY da BEAR

DRAFTED: 1st Round, Chicago Bears, 8/6/03

ABOUT STALEY: Staley is responsible for entertaining Bears fans young and old. Staley loves to "bust-a-move", and shake what his mama gave him. He is highly skilled with a fishing pole, enjoys playing the drums, and exercising regularly. Staley is best friends with Pooh, Smokey, and Yogi. His former girlfriends include Britney Sbears, Christina Aguibeara, Bearoncé, and most recently Megan Bear-trainer.

For further booking information visit ChicagoBears.com/Staley or call 847-615-9600

Twitter: @TheRealStaley FB: [Facebook.com/StaleyDaBear](https://www.facebook.com/StaleyDaBear)

The Bears summer training camp home is Olivet Nazarene University in Bourbonnais, Ill., located approximately 60 miles south of Chicago. The Bears have held training camp at ONU each year since 2002, following 18 years at the University of Wisconsin-Platteville. ONU's campus provides the Bears with four practice fields, air-conditioned locker rooms and dining facility, a weight room, meeting rooms, dorms for players and staff.

INFO: General Camp: 815/928-5821	Chicago Bears
Media Relations: 815/928-5868	c/o Olivet Nazarene
Administration: 815/928-5822	One University Avenue
PR Fax: 815/928-5498	Bourbonnais, Ill. 60914

DATES: Practices begin Thursday, July 28. The Bears will be in Bourbonnais through Tuesday, August 9, with the exception for Family Fest practice at Soldier Field, August 6.

PRACTICES: Practice times are subject to change, but tentatively begin at either 9:35 or 11:15 a.m. Each practice is approximately two and a half hours long on the Olivet Nazarene campus and are open to the public free of charge.

MEDIA: Credentials are required to cover practices and press conferences. They can be obtained in the Tigers Den located in the Leslie Parrott Convocation Athletic Center. The media work room, equipped with phones, is also located in the Tigers Den.

TRAINING CAMP HISTORY:

2002-	Olivet Nazarene University, Bourbonnais, IL	1934	Lane Tech High School, Chicago, IL
1984-2001	University of Wisconsin-Platteville, WI	1933	University of Notre Dame, South Bend, IN
1975-83	Lake Forest College, Lake Forest, IL	1932	Logan Square Ballpark, Chicago, IL
1944-74	St. Joseph's College, Rensselaer, IN	1931	Loyola (IL) University, Chicago, IL
1935-43	St. John's Military Academy, Delafield, WI	1930	Mills Stadium, Chicago, IL

DIRECTIONS TO BOURBONNAIS FROM CHICAGO: (approximately 60 miles)

- Take I-90/94 South to I-57. Take I-57 South to Bradley/Bourbonnais Exit 315. Follow the exit ramp as it curves to the right onto Rt. 50 South. Turn right onto Armour Road. At the second traffic light, turn left onto Convent St., which is also Rt. 45/52. There is also a Speedway gas station on corner. Follow the curves past the side entrance to campus on the left and continue to the main entrance that is lined with 10 flags.

DIRECTIONS FROM LAKE FOREST:

- Take the Tri-State Tollway South/East (I-294) to 159th Street. Proceed two miles to I-57 South. Take I-57 South for 30 miles to Bradley/Bourbonnais Exit 315. Proceed as directed above.

ABOUT OLIVET NAZARENE:

Founded in 1907, Olivet Nazarene University is a private, Christian, liberal arts university -- a service of the Church of the Nazarene, theologically grounded in the Wesleyan tradition. Of the 20,000 Olivet alumni across the country and around the world, approximately 6,000 live in Northeast Illinois and Northwest Indiana. About 3,300 students (1,900 undergraduates) from 40 states and 15 countries attend the University. ONU fields 18 intercollegiate athletic teams for men and women. The Tigers are members of the National Association of Intercollegiate Athletics (NAIA, Division I), National Christian College Athletic Association (NCCAA, Division I) and Chicagoland Collegiate Athletic Conference (CCAC).



CHICAGO BEARS MEDIA INFORMATION

CREDENTIALS: Media representatives who have not been issued season press credentials should request single game credentials by no later than Monday the week of the game by emailing Jim Christman, Media Relations Manager, at jim.christman@bears.nfl.net. Credentials will be left at the PRESS WILL CALL window located on the southeast side of Soldier Field, located outside of Gate 10. PRESS WILL CALL opens three hours before kickoff. Press entry into Soldier Field is on the south east side of the stadium, Gate 14. The press elevator is located across the concourse. Guests are NOT permitted in the press box and credentials are limited to working press only.

PRESS BOX/PRESS GATE: The 200-seat press box is located on Suite Level A in the southeast corner of the stadium. Entrance to the Press Box is at Gate 14 and is only accessible to persons holding a working press credential.

PHOTOGRAPHERS: Sideline credentials for field photographers are issued by the Bears media relations department. Freelance photographers who are not on specific assignment by a recognized sports or news publication will not be credentialed due to space limitations. Sideline credentials must be reserved by Monday before the game and can be picked up at PRESS WILL CALL.

PARKING: Media parking is limited at Soldier Field. Please provide shipping information, a FedEx number and, if available, parking will be sent for no later than a Friday arrival.

SATELLITE TRUCK PARKING: Television stations seeking parking for satellite trucks on the day of Bears games should contact Bill Shaw, Director of Operations Soldier Field at bshaw@soldierfield.net.

TELEPHONES: To order phone lines in the Soldier Field Press Box fax: SMG at 312/235-7030.

TO SOLDIER FIELD FROM O'HARE AIRPORT: Take Kennedy Expressway (I-90) to Congress Street. Exit east (left) to Columbus Drive. Go south (right) on Columbus until it feeds into Lake Shore Drive South. Soldier Field will be on the left. Entrance to parking is at south end of field (Waldron Drive).

BEARS MEDIA RELATIONS TELEPHONE NUMBERS:

Office: (847) 295-6600	Office Extension
Brandon Faber, Vice President of Communications	(847) 739-5224
Jim Christman, Media Relations Manager	(847) 739-5221
Jared Ellerson, Media Relations Coordinator	(847) 739-5427
Sharon Lehner, Corporate Communications Assistant	(847) 739-5222

BEARS 2016 ROAD HEADQUARTERS

New England (preseason)...	Omni Hotel Providence	401-598-8000
Cleveland (preseason)	Cleveland Marriott Downtown at Key Center	216-696-9200
Houston	The Westin Houston, Memorial City	281-501-4300
Dallas	Four Seasons Resort and Club Dallas at Las Colinas	972-717-0700
Indianapolis	Sheraton Indianapolis Hotel at Keystone Crossing	317-846-2700
Green Bay	Appleton Radisson Paper Valley	920-733-8000
Tampa Bay	Grand Hyatt Tampa Bay	813-874-1234
New York Giants	Westin Jersey City Newport	201-626-2900
Detroit	Detroit Marriott at the Renaissance Center	313-568-8000
Minnesota	The Westin Edina Galleria	952-567-5000

ADDITIONAL INFO



Jeff Joniak (left) is in his 16th season as play-by-play voice of the Bears while Tom Thayer is a 20-year Bears radio veteran.

WBBM 780-AM and 105.9-FM

For the 16th consecutive season Chicago Bears broadcasts will be heard on WBBM Newsradio 780 and 105.9 FM. Jeff Joniak enters his 16th season as the play-by-play voice of the Bears and 20th year as one of the hosts of the Bears pregame show which starts three hours prior to kickoff. Former Bear Tom Thayer, a 20-year Bears radio veteran, adds color commentary and insight. The postgame show from the locker room features exclusive analysis from head coach John Fox and key players from the game. Bears fans can also find special insight and analysis of the Bears at www.CBSChicago.com/Bears and ChicagoBears.com.

The Bears radio staff earned 2007 and 2012 Peter Lisagor Awards and the *Associated Press* Award for "Best Sports Reporting" (for coverage of Super Bowl XLI), the Silver Dome Award for "Best Play-by-Play" in 2006 and a 2007 and 2012 regional RTNDA Edward R. Murrow Award for the Bears Radio pre-game feature "Joniak's Journal".

Additionally, Joniak hosts "The Bears Coaches Show" radio program on WBBM with Bears head coach John Fox each Monday night during the season. On game days, Joniak and Bears analyst Tom Thayer co-host Bears-produced television shows, "Bears Game Day Live" and "Bears Game Night Live" for which the duo earned Chicago Midwest Emmy awards in 2009 and 2012.

JEFF JONIAK: One of the more energetic and exciting voices of the National Football League, Jeff Joniak enters his 16th season behind the microphone as the play-by-play voice of the Chicago Bears. Joniak's passion for the game and for the Bears is linked to a 31-year association with Chicago sports fans. Joniak has hosted Chicago Bears game day broadcasts since 1997 and serves as WBBM Newsradio 780 and 105.9 FM's director of sports operations while maintaining his afternoon drive-time sports anchor shifts. Throughout the year, Joniak serves as master of ceremonies for many different events related to his work with the Bears including the National Football Foundation Scholarship Awards ceremony, the Ed Block Courage Award ceremony, Lurie Children's Hospital annual fundraising event and the annual Bears Care Gala. Before tackling Halas Hall, Joniak co-hosted the gameday broadcasts for the Chicago Bulls during their championship years from 1991 to 1996. For the gripping coverage of the death of Walter Payton, Joniak and his staff won a prestigious Peter Lisagor Award. He also won two Lisagor awards for his coverage of the NFL Draft, *AP* awards for his sportscasts and Bears pre-game features.

TOM THAYER: Originally a Bears' fourth-round draft pick in 1983 after an All-America career at Notre Dame, Tom Thayer played for three seasons with the USFL's Chicago Blitz and Arizona Wranglers before joining the Bears. One of the team's strongest players, Thayer earned his starting role at right guard four games into the 1985 season and eventually compiled consecutive game and consecutive start streaks that led the Bears during the late 1980s. Thayer left the Bears in 1992 after a distinguished eight-year career at offensive guard. He retired in 1993 after one season with the Miami Dolphins. Before joining the Bears radio team in 1997, Thayer worked for two years as a Bears analyst on WFLD-TV's pro football programming. A former all-state lineman at Joliet Catholic High, Thayer resides in Chicago.

The Bears Radio Network consists of at least 25 stations across Illinois and the Midwest (as of June 1, 2016).

Market	Station	Frequency	Market	Station	Frequency
Chicago.....	WBBM-AM/WCFS-FM...	780/105.9	Watseka	WIVR-FM.....	101.7
Aurora.....	WBIG-AM	1280	Burlington, IA	KCPS-AM.....	1150
Bloomington Pontiac.....	WJBC-AM/FM	1230/93.7	Cedar Rapids.....	WMT-AM	600
Danville-Savoy.....	WYXY-FM.....	99.1	Davenport, IA	KJOC-FM.....	93.5
Decatur	WDZ-AM.....	1050	Des Moines.....	KPSZ-AM.....	940
Galesburg	WLSR-FM.....	92.7	Duburque, IA.....	KIYX-FM	106.1
Gibson City.....	WGCY-FM.....	106.3	Marion, IN.....	WBAT-AM	1400
Carbondale Christopher..	WXLT-FM.....	103.5	Peru, IN.....	WARU-AM/FM.....	1600/101.9
Kankakee	WVLI-FM	92.7	South Bend Niles, MI	WTRC-FM.....	1340
Peoria	WGLO-FM.....	95.5	Warsaw, IN.....	WRSW-AM	1480
Rochelle.....	WRHL-AM.....	1060	Rensselaer, IN.....	WRIN-AM	1560
Springfield.....	WFMB-AM.....	1450	-night games on WLQI-FM		97.7
Virginia, IL	WVIL-FM.....	101.3	Gassville AK.....	KRZP-FM.....	92.7



CHICAGO BEARS PROGRAMMING

CHICAGO BEARS NETWORK

Original programming at the PNC Studio at Halas Hall

The Chicago Bears Network produces and distributes a broad range of television shows, radio shows and digital media originating from the state-of-the art PNC Studio at Halas Hall.



PRESEASON TELEVISION

Brought to you by NorthShore University HealthSystem

The Chicago Bears Network will produce four preseason games in 2016 airing locally on FOX 32 Chicago and throughout the Midwest on the Chicago Bears network of stations.



brought to you by



Preseason Television Network

WFLD-Chicago	KCWI-Des Moines, Iowa
WIFR-Rockford	WTVW/WEHT-Terre Haute, IN
WMBD-Bloomington	WTWO/WAWV-Evansville, IN
WRSP/WCCU-Champaign/Springfield	KFXA-Cedar Rapids/Waterloo/Iowa City/Dubuque, IA
KLJB-Quad Cities	WBUW-Madison, WI
WSBT-South Bend	WFFT-Fort Wayne, IN
KTVI-St. Louis	WGEM-Quincy, IL/Hannibal, MO/Keokuk, IA

DIGITAL MEDIA

ChicagoBears.com

- The latest Bears news
- Exclusive photo galleries
- Live fan Q&A sessions
- Radio podcasts
- Live and on-demand videos
- Press Conferences
- Highlights
- Inside the Bears segments
- More

Stay connected with the Bears on:



Chicago Bears Official App
brought to you by Verizon



Chicago Bears



ChicagoBears



Official Chicago Bears



ChicagoBearsNFL



@ChicagoBears

@BearsOutreach

@ChiBearsPromos

@InsideTheBears

WEEKLY RADIO SHOWS

The Bears Coaches Show

Mondays 6:30 pm

WBBM Newsradio 780 and 105.9FM

Bears All Access

Brought to you by Uber

Year-Round

WSCR 670AM The Score

Bears Noon Hour Updates

Monday through Friday During the Season

WSCR 670AM The Score

The Bears Wrap Radio Segments

Saturday Nights During the Season

WBBM Newsradio 780 and 105.9FM and WSCR 670AM

The Score

Monday Morning Bears Guests

Brought to you by Your Local Ford Stores

Monday mornings on WBBM Newsradio 780 and

105.9FM, B96 WBBM-FM, US99 WUSN-FM, WSCR 670AM

The Score, KHits WJMK-FM

Vamos Bears

Sundays 10:30 am during the season

Univision 12:00 am

WEEKLY TELEVISION SHOWS

BEARS GAMEDAY LIVE

Brought to you by Advocate Health Care
Sundays 10:30 am During the Season
FOX 32 Chicago

Sunday Morning FOX Lineup

10:00 am FOX Kickoff Sunday
10:30 am Bears Gameday Live
11:00 am FOX NFL Sunday



BEARS GAMENIGHT LIVE

Sundays 10:35 pm During the Season
FOX 32 Chicago

INSIDE THE BEARS

Brought to you by Jimmy John's
Saturdays 6:00 pm My50
Sundays 10:35 pm Off-season, 11:05 pm During the Season
FOX 32 CHICAGO

BEARS RECAP

Brought to you by United Airlines
Live from the PNC Studio at Halas Hall
Mondays 4:30 pm
Comcast SportsNet Chicago

BEARS HUDDLE

Brought to you by Verizon
Live from the PNC Studio at Halas Hall
Wednesdays 4:30 pm
Comcast SportsNet Chicago

BEARS BLITZ

Brought to you by XFINITY
Live from the PNC Studio at Halas Hall
Thursdays 4:30 pm
Comcast SportsNet Chicago

BEARS PREGAME LIVE

Brought to you by Meijer
One Hour Before Kickoff
Comcast SportsNet Chicago

BEARS HALFTIME LIVE

Brought to you by Blue Cross Blue Shield
During Halftime
ChicagoBears.com

BEARS POSTGAME LIVE

Right After the Game
Comcast SportsNet Chicago



BROUGHT TO YOU BY
 Advocate Health Care



INSIDE
THE BEARS



A portrait of Lou Canellis, a man with short brown hair, smiling. He is wearing a dark blue plaid suit jacket, a white dress shirt, and a blue patterned tie. The background is a blue and orange graphic with diagonal lines and a large white number '10' in the upper left.

**LOU
CANELLIS**

**YOUR CHICAGO
SPORTS INSIDER**



**HOME
OF THE
BEARS**

 [loucanellisfox32chicago](#)  [@loucanellis](#)



About Bears Care

Bears Care, the charitable arm of the Chicago Bears, conducts and partners in a variety of fundraising events throughout the year as part of its commitment to improving the lives of those in our community. Bears Care impacts thousands of Chicago area individuals and families annually, with grants to qualifying agencies that serve those in need. With the generous participation of Chicago Bears' players and staff, area businesses and organizations, as well as individual donors, Bears Care is able to bring together human and financial resources to help tackle the needs of Chicago.

BEARS CARE IN THE COMMUNITY



Bears Care Gala



Education



Charitable Partnerships



Youth Athletics



Real Bears Fans Wear Pink



Holiday Giving

Bears Care supports targeted programs in the areas of education, youth athletics and health awareness programs focused on breast and ovarian cancer. Bears Care provided over \$2 million in grant awards and in-kind contributions during 2015 to over 70 organizations across Chicagoland.

For additional information on Bears Care programs and upcoming events, or if you wish to make a donation, visit www.chicagobears.com/bearscare.



CHICAGO BEARS IN THE COMMUNITY



The Chicago Bears Football Club is dedicated to making a difference in our community. Our organization inspires positive change and enriches the lives of others through outreach programs, initiatives and partnerships. We are proud to give back to the community that has supported us since 1920.

The Chicago Bears implement and support numerous community programs, which focus primarily on the areas of Education, Health & Wellness, Military, PLAY 60, and Youth & High School Football. These initiatives provide essential support to schools, youth organizations, charities and community groups throughout the Chicago area.

EDUCATION

The Chicago Bears reach thousands of students each year through our education programs. Through strategic collaboration with community and business partners, we offer and support initiatives that promote literacy to students in Kindergarten through 8th grade, provide character education at the middle and high school levels, and honor outstanding teachers in the Chicago area. It is our hope that these initiatives will help foster a love of learning and encourage students to stay in school and continue to pursue their education.



HEALTH & WELLNESS

The Chicago Bears offer support to help make a positive impact on our fans who are experiencing challenging times. We provide assistance in a variety of ways, including delivering teddy bears and blankets to young fans in the hospital, offering wish-granting opportunities, collecting coats during the winter season, and lending a helping hand to organizations and communities in need.



MILITARY

The Chicago Bears are dedicated to supporting the men and women in the United States Military. Our ties date back to when our founder, George S. Halas, served in the U.S. Navy during both World War I and World War II. We are proud to continue this tradition through numerous initiatives that provide support and show our sincere gratitude to those who serve our country and protect our freedom. Our efforts include honoring outstanding service during each game at Soldier Field, sending care packages, and providing unique Bears experiences to veterans, active members of the military, and their families.



PLAY 60

Maintaining good health has always been a top priority for the Chicago Bears in achieving success both on and off the football field. We are proud to join the NFL in spreading the PLAY 60 message by encouraging children to be active for 60 minutes per day. Through partnerships with the American Heart Association, Midwest Dairy Association, and United Way, the Bears implement the PLAY 60 message through a variety of in-school, after-school, and youth-targeted programs.



YOUTH AND HIGH SCHOOL FOOTBALL

The Chicago Bears are proud to support youth and high school football in Illinois. We offer and support a wide variety of initiatives, including youth leagues and camps, leadership events and programs that promote safety and wellness, and recognition programs that honor outstanding high school players and coaches. Our partnership with USA Football and Heads Up Football reiterates the importance of education and certification of coaches, concussion awareness, equipment fitting, heads up tackling, and heat and hydration.



BEARS CAMPS

Chicago Bears Youth Football Camps brought to you by Gatorade offer non-contact instruction and fun for kids 6 to 14 years old. Full-day and half-day camps are now available to offer more flexibility. Register at www.BearsCamps.com or by calling (312) 226-7776. Camps are an officially licensed partner of USA Football and their Heads Up Football program. Certified athletic trainers are provided by Athletico, the exclusive provider of training services for all Chicago Bears Youth Football Camps.



COMMUNITY RELATIONS CONTACT INFORMATION

Matt Simeone

Director

(847) 739-5418

Matt.Simeone@bears.nfl.net

Jessica Noonan

Manager

(847) 739-5308

Jessica.Noonan@bears.nfl.net

Kate Rackow

Manager

(847) 739-5343

Kate.Rackow@bears.nfl.net

Andy Matis

Coordinator

(847) 739-5426

Andy.Matis@bears.nfl.net

For more information about Bears community programs, please visit us at www.ChicagoBears.com/community.



NFL PUBLIC RELATIONS DIRECTORY

National Football League	280 Park Avenue, New York, NY 10017	(212) 450-2000
Pro Football Hall of Fame	2121 George Halas Dr. NW, Canton, OH 44708	(330) 456-8207
Elias Sports Bureau	500 Fifth Avenue, New York, NY 10036	(212) 869-1530

Team	PR Contact	Phone Number
Arizona Cardinals	Mark Dalton	(602) 379-0101
Atlanta Falcons	Morgan Shaw Parker	(770) 965-3115
Baltimore Ravens	Kevin Byrne	(410) 701-4000
Buffalo Bills	Scott Berchtold	(716) 648-1800
Carolina Panthers	Steven Drummond	(704) 358-7000
Chicago Bears	Brandon Faber	(847) 295-9657
Cincinnati Bengals	Jack Brennan	(513) 621-3550
Cleveland Browns	Peter John-Baptiste	(216) 891-5000
Dallas Cowboys	Rich Dalrymple	(972) 556-9900
Denver Broncos	Patrick Smyth	(303) 649-9000
Detroit Lions	Matt Barnhart	(313) 216-4000
Green Bay Packers	Jason Wahlers	(920) 496-5700
Houston Texans	Amy Palcic	(832) 667-2000
Indianapolis Colts	Avis Roper	(317) 297-2658
Jacksonville Jaguars	Dan Edwards	(904) 633-6000
Kansas City Chiefs	Ted Crews	(816) 920-9300
Miami Dolphins	Jason Jenkins	(954) 452-7000
Minnesota Vikings	Bob Hagen	(952) 828-6500
New England Patriots	Stacey James	(508) 543-8200
New Orleans Saints	Greg Bense	(504) 731-1799
New York Giants	Pat Hanlon	(201) 935-8111
New York Jets	Bruce Speight	(516) 560-8100
Oakland Raiders	Will Kiss	(510) 864-5000
Philadelphia Eagles	Derek Boyko	(215) 463-2500
Pittsburgh Steelers	Burt Lauten	(412) 432-7820
St. Louis Rams	Artis Twyman	(314) 982-7267
San Diego Chargers	Bill Johnston	(858) 874-4500
San Francisco 49ers	Bob Lange	(408) 562-4949
Seattle Seahawks	Dave Pearson	(425) 827-9777
Tampa Bay Buccaneers	Nelson Luis	(813) 870-2700
Tennessee Titans	Robbie Bohren	(615) 565-4000
Washington Redskins	Tony Wylie	(703) 726-7000

NFL CALENDAR

Thursday, July 28	Training camp practices begin - Bourbonnais, Ill.
Tuesday, Aug. 30	Roster cut to 75
Saturday, Sept. 3	Roster cut to 53
Sunday, Sept. 4	Clubs may establish a practice squad of 10 players
Sunday, Sept. 11	Regular season opener at Houston Texans (Noon)
Sunday, Jan. 1, 2017	Regular season ends at Minnesota Vikings (Noon*)
Jan. 7-8, 2017	Wild Card Weekend
Jan. 14-15, 2017	Divisional Playoff games
Sun., Jan. 22, 2017	Conference Championships
Sun., Feb. 5, 2017	Super Bowl LI - Houston, TX

*Game time subject to change

BEARS PRESEASON SCHEDULE

DATE	OPPONENT	TIME	NETWORK
Thursday, August 11	Denver Broncos	7:00pm	FOX
Thursday, August 18	at New England Patriots	7:00pm	FOX
Saturday, August 27	Kansas City Chiefs	Noon	FOX
Thursday, September 1	at Cleveland Browns	7:00pm	FOX

NFL PRESEASON SCHEDULE

HALL OF FAME GAME (August 7) Green Bay vs. Indianapolis (ESPN) 7:00pm

WEEK 1 (August 11-14)

Thursday, August 11	
Washington at Atlanta	6:00pm
Tampa Bay at Philadelphia	6:00pm
Carolina at Baltimore	6:30pm
New Orleans at New England	6:30pm
Jacksonville at NY Jets	6:30pm
Denver at Chicago	7:00pm
Friday, August 12	
Miami at NY Giants	6:00pm
Detroit at Pittsburgh	6:00pm
Minnesota at Cincinnati	6:30pm
Cleveland at Green Bay	7:00pm
Oakland at Arizona	9:00pm
Saturday, August 13	
Seattle at Kansas City	3:30pm
Indianapolis at Buffalo	6:00pm
Dallas at Los Angeles (ESPN)	7:00pm
San Diego at Tennessee	7:00pm
Sunday, August 14	
Houston at San Francisco	6:00pm

WEEK 2 (August 18-20)

Thursday, August 18	
Philadelphia at Pittsburgh	6:00pm
Cincinnati at Detroit	6:30pm
Atlanta at Cleveland	7:00pm
Oakland at Green Bay	7:00pm
Chicago at New England	7:00pm
Minnesota at Seattle	9:00pm
Friday, August 19	
NY Jets at Washington	6:30pm
Miami at Dallas	7:00pm
Arizona at San Diego	8:00pm
Saturday, August 20	
Carolina at Tennessee	2:00pm
NY Giants at Buffalo	3:00pm
Baltimore at Indianapolis	6:00pm
Tampa Bay at Jacksonville	6:30pm
New Orleans at Houston	7:00pm
San Francisco at Denver	8:00pm
Kansas City at Los Angeles	9:00pm

WEEK 3 (August 25-28)

Thursday, August 25	
Atlanta at Miami (NBC)	7:00pm
Dallas at Seattle	9:00pm
Friday, August 26	
New England at Carolina	6:30pm
Buffalo at Washington	6:30pm
Pittsburgh at New Orleans	7:00pm
Cleveland at Tampa Bay (CBS)	7:00pm
Green Bay at San Francisco	9:00pm
Saturday, August 27	
Kansas City at Chicago	Noon
Detroit at Baltimore	6:00pm
Philadelphia at Indianapolis	6:00pm
NY Giants at NY Jets	6:30pm
Tennessee at Oakland (CBS)	7:00pm
Los Angeles at Denver	8:00pm
Sunday, August 28	
San Diego at Minnesota (FOX)	Noon
Arizona at Houston (FOX)	3:00pm
Cincinnati at Jacksonville (NBC)	7:00pm

WEEK 4 (September 1)

Thursday, September 1	
Jacksonville at Atlanta	6:00pm
Tennessee at Miami	6:00pm
New England at NY Giants	6:00pm
NY Jets at Philadelphia	6:00pm
Pittsburgh at Carolina	6:30pm
Indianapolis at Cincinnati	6:30pm
Buffalo at Detroit	6:30pm
Washington at Tampa Bay	6:30pm
Chicago at Cleveland	7:00pm
Houston at Dallas	7:00pm
Green Bay at Kansas City	7:00pm
Los Angeles at Minnesota	7:00pm
Baltimore at New Orleans	7:00pm
Denver at Arizona	8:30pm
Seattle at Oakland	9:00pm
San Francisco at San Diego	9:00pm

All times Central



2016 NFL SCHEDULE

WEEK 1

Thursday, September 8

Carolina at Denver..... 7:30p

Sunday, September 11

ampa Bay at Atlanta..... Noon

Buffalo at Baltimore..... Noon

Chicago at Houston..... Noon

Green Bay at Jacksonville..... Noon

San Diego at Kansas City..... Noon

Oakland at New Orleans..... Noon

Cincinnati at N.Y. Jets..... Noon

Cleveland at Philadelphia..... Noon

Minnesota at Tennessee..... Noon

Miami at Seattle..... 3:05p

N.Y. Giants at Dallas..... 3:25p

Detroit at Indianapolis..... 3:25p

New England at Arizona..... 7:30p

Monday, September 12

Pittsburgh at Washington..... 6:10p

Los Angeles at San Francisco..... 9:20p

WEEK 2

Thursday, September 15

N.Y. Jets at Buffalo..... 7:25p

Sunday, September 18

San Francisco at Carolina..... Noon

Baltimore at Cleveland..... Noon

Tennessee at Detroit..... Noon

Kansas City at Houston..... Noon

Miami at New England..... Noon

New Orleans at N.Y. Giants..... Noon

Cincinnati at Pittsburgh..... Noon

Dallas at Washington..... Noon

Tampa Bay at Arizona..... 3:05p

Seattle at Los Angeles..... 3:05p

Indianapolis at Denver..... 3:25p

Atlanta at Oakland..... 3:25p

Jacksonville at San Diego..... 3:25p

Green Bay at Minnesota..... 7:30p

Monday, September 19

Philadelphia at Chicago..... 7:30p

WEEK 3

Thursday, September 22

Houston at New England..... 7:25p

Sunday, September 25

Arizona at Buffalo..... Noon

Minnesota at Carolina..... Noon

Denver at Cincinnati..... Noon

Detroit at Green Bay..... Noon

Baltimore at Jacksonville..... Noon

Cleveland at Miami..... Noon

Washington at N.Y. Giants..... Noon

Oakland at Tennessee..... Noon

San Francisco at Seattle..... 3:05p

Los Angeles at Tampa Bay..... 3:05p

San Diego at Indianapolis..... 3:25p

N.Y. Jets at Kansas City..... 3:25p

Pittsburgh at Philadelphia..... 3:25p

Chicago at Dallas..... 7:30p

Monday, September 26

Atlanta at New Orleans..... 7:30p

WEEK 4

Byes: GB, PHI

Thursday, September 29

Miami at Cincinnati..... 7:25p

Sunday, October 2

Ind. at Jacksonville (London)..... 8:30a

Carolina at Atlanta..... Noon

Oakland at Baltimore..... Noon

Detroit at Chicago..... Noon

Tennessee at Houston..... Noon

Buffalo at New England..... Noon

Seattle at N.Y. Jets..... Noon

Cleveland at Washington..... Noon

Denver at Tampa Bay..... 3:05p

Los Angeles at Arizona..... 3:25p

New Orleans at San Diego..... 3:25p

Dallas at San Francisco..... 3:25p

Kansas City at Pittsburgh..... 7:30p

Monday, October 3

N.Y. Giants at Minnesota..... 7:30p

WEEK 5

Byes: JAX, KC, NO, SEA

Thursday, October 6

Arizona at San Francisco..... 7:25p

Sunday, October 9

Washington at Baltimore..... Noon

New England at Cleveland..... Noon

Philadelphia at Detroit..... Noon

Chicago at Indianapolis..... Noon

Tennessee at Miami..... Noon

Houston at Minnesota..... Noon

N.Y. Jets at Pittsburgh..... Noon

Atlanta at Denver..... 3:05p

Cincinnati at Dallas..... 3:25p

Buffalo at Los Angeles..... 3:25p

San Diego at Oakland..... 3:25p

N.Y. Giants at Green Bay *..... 7:30p

Monday, October 10

Tampa Bay at Carolina..... 7:30p

WEEK 6

Byes: MIN, TB

Thursday, October 13

Denver at San Diego..... 7:25p

Sunday, October 16

San Francisco at Buffalo..... Noon

Jacksonville at Chicago..... Noon

Los Angeles at Detroit..... Noon

Pittsburgh at Miami..... Noon

Cincinnati at New England..... Noon

Carolina at New Orleans..... Noon

Baltimore at N.Y. Giants..... Noon

Cleveland at Tennessee..... Noon

Philadelphia at Washington..... Noon

Kansas City at Oakland..... 3:05p

Dallas at Green Bay..... 3:25p

Atlanta at Seattle..... 3:25p

Indianapolis at Houston *..... 7:30p

Monday, October 17

N.Y. Jets at Arizona..... 7:30p

WEEK 7

Byes: CAR, DAL

Thursday, October 20

Chicago at San Diego..... 7:30p

Sunday, October 23

N.Y. Giants at L. A. (London)..... 8:30a

Cleveland at Cincinnati..... Noon

Washington at Detroit..... Noon

Oakland at Jacksonville..... Noon

New Orleans at Kansas City..... Noon

Buffalo at Miami..... Noon

Baltimore at N.Y. Jets..... Noon

Minnesota at Philadelphia..... Noon

Indianapolis at Tennessee..... Noon

San Diego at Atlanta..... 3:05p

Tampa Bay at San Francisco..... 3:05p

New England at Pittsburgh..... 3:25p

Seattle at Arizona *..... 7:30p

Monday, October 24

Houston at Denver..... 7:30p

WEEK 8

Byes: BAL, LA, MIA, NYG, PIT, SF

Thursday, October 27

Miami at New England..... 7:25p

Sunday, October 30

Detroit at Kansas City (London)..... 8:30a

Tampa Bay at Atlanta..... Noon

San Diego at Baltimore..... Noon

Minnesota at Chicago..... Noon

Arizona at Cleveland..... Noon

Tennessee at Houston..... Noon

N.Y. Giants at New Orleans..... Noon

Cincinnati at Pittsburgh..... Noon

San Francisco at St. Louis..... Noon

N.Y. Jets at Oakland..... 3:05p

Seattle at Dallas..... 3:25p

Green Bay at Denver *..... 7:30p

Monday, October 31

Indianapolis at Carolina..... 7:30p

WEEK 9

Byes: ARZ, **CHI**, CIN, HOU, NE, WAS

Thursday, November 3

Atlanta at Tampa Bay..... 7:25p

Sunday, November 6

Pittsburgh at Baltimore..... Noon

Dallas at Cleveland..... Noon

Jacksonville at Kansas City..... Noon

N.Y. Jets at Miami..... Noon

Detroit at Minnesota..... Noon

Philadelphia at N.Y. Giants..... Noon

Carolina at Los Angeles..... 3:05p

New Orleans at San Francisco..... 3:05p

Indianapolis at Green Bay..... 3:25p

Tennessee at San Diego..... 3:25p

Denver at Oakland *..... 7:30p

Monday, November 7

Buffalo at Seattle..... 7:30p

2016 NFL SCHEDULE

WEEK 10

Byes: BUF, DET, IND, OAK

Thursday, November 10

Cleveland at Baltimore.....7:25p

Sunday, November 13

Kansas City at Carolina..... Noon

Houston at Jacksonville Noon

Denver at New Orleans Noon

Los Angeles at N.Y. Jets Noon

Atlanta at Philadelphia..... Noon

Chicago at Tampa Bay..... Noon

Green Bay at Tennessee Noon

Minnesota at Washington Noon

Miami at San Diego 3:05p

San Francisco at Arizona..... 3:25p

Dallas at Pittsburgh..... 3:25p

Seattle at New England * 7:30p

Monday, November 14

Cincinnati at N.Y. Giants..... 7:30p

WEEK 11

Byes: ATL, DEN, NYJ, SD

Thursday, November 17

New Orleans at Carolina7:25p

Sunday, November 20

Buffalo at Cincinnati..... Noon

Pittsburgh at Cleveland..... Noon

Baltimore at Dallas..... Noon

Jacksonville at Detroit..... Noon

Tennessee at Indianapolis..... Noon

Tampa Bay at Kansas City..... Noon

Arizona at Minnesota..... Noon

Chicago at N.Y. Giants..... Noon

Miami at Los Angeles 3:05p

New England at San Francisco ... 3:25p

Philadelphia at Seattle 3:25p

Green Bay at Washington *..... 7:30p

Monday, November 21

Houston at Oak. (Mexico City) 7:30p

WEEK 12

Thursday, November 24

Minnesota at Detroit.....11:30a

Washington at Dallas 3:30p

Pittsburgh at Indianapolis 7:30p

Sunday, November 27

Arizona at Atlanta..... Noon

Cincinnati at Baltimore Noon

Jacksonville at Buffalo..... Noon

Tennessee at Chicago..... 7:30p

N.Y. Giants at Cleveland Noon

San Diego at Houston Noon

San Francisco at Miami..... Noon

Los Angeles at New Orleans Noon

Seattle at Tampa Bay 3:05p

Kansas City at Denver..... 3:25p

Carolina at Oakland..... 3:25p

New England at N.Y. Jets * 7:30p

Monday, November 28

Green Bay at Philadelphia..... 7:30p

WEEK 13

Byes: CLE, TEN

Thursday, December 1

Dallas at Minnesota.....7:25p

Sunday, December 4

Kansas City at Atlanta..... Noon

Miami at Baltimore Noon

San Francisco at Chicago..... Noon

Philadelphia at Cincinnati..... Noon

Houston at Green Bay Noon

Denver at Jacksonville Noon

Los Angeles at New England Noon

Detroit at New Orleans..... Noon

Buffalo at Oakland..... 3:05p

Washington at..... 3:25p

N.Y. Giants at Pittsburgh..... 3:25p

Tampa Bay at San Diego..... 3:25p

Carolina at Seattle * 7:30p

Monday, December 5

Indianapolis at N.Y. Jets 7:30p

WEEK 14

Thursday, December 8

Oakland at Kansas City.....7:25p

Sunday, December 11

Pittsburgh at Buffalo..... Noon

San Diego at Carolina..... Noon

Cincinnati at Cleveland..... Noon

Chicago at Detroit..... Noon

Houston at Indianapolis Noon

Minnesota at Jacksonville Noon

Arizona at Miami..... Noon

Washington at Philadelphia..... Noon

New Orleans at Tampa Bay..... Noon

Denver at Tennessee..... Noon

N.Y. Jets at San Francisco 3:05p

Seattle at Green Bay 3:25p

Atlanta at Los Angeles..... 3:25p

Dallas at N.Y. Giants * 7:30p

Monday, December 12

Baltimore at New England 7:30p

WEEK 15

Thursday, December 15

Los Angeles at Seattle.....7:25p

Saturday, December 17

Miami at N.Y. Jets.....7:25p

Sunday, December 18

Philadelphia at Baltimore..... Noon

Cleveland at Buffalo Noon

Green Bay at Chicago..... Noon

Tampa Bay at Dallas Noon

Jacksonville at Houston Noon

Tennessee at Kansas City Noon

Indianapolis at Minnesota..... Noon

Detroit at N.Y. Giants Noon

New Orleans at Arizona 3:05p

San Francisco at Atlanta..... 3:05p

New England at Denver 3:25p

Oakland at San Diego..... 3:25p

Pittsburgh at Cincinnati *..... 7:30p

Monday, December 19

Carolina at Washington 7:30p

WEEK 16

Thursday, December 22

N.Y. Giants at Philadelphia7:25p

Saturday, December 24

Miami at Buffalo..... Noon

Atlanta at Carolina..... Noon

Washington at Chicago..... Noon

San Diego at Cleveland..... Noon

Minnesota at Green Bay Noon

Tennessee at Jacksonville..... Noon

N.Y. Jets at New England Noon

Tampa Bay at New Orleans..... Noon

Indianapolis at Oakland..... 3:05p

San Francisco at Los Angeles 3:25p

Arizona at Seattle..... 3:25p

Cincinnati at Houston 7:25p

Sunday, December 25

Baltimore at Pittsburgh 3:30p

Denver at Kansas City..... 7:30p

Monday, December 26

Detroit at Dallas 7:30p

WEEK 17

Sunday, January 1, 2017

New Orleans at Atlanta..... Noon

Baltimore at Cincinnati..... Noon

Green Bay at Detroit Noon

Jacksonville at Indianapolis Noon

New England at Miami..... Noon

Chicago at Minnesota..... Noon

Buffalo at N.Y. Jets..... Noon

Dallas at Philadelphia..... Noon

Cleveland at Pittsburgh..... Noon

Carolina at Tampa Bay Noon

Houston at Tennessee..... Noon

N.Y. Giants at Washington..... Noon

Oakland at Denver..... 3:25p

Arizona at Los Angeles..... 3:25p

Kansas City at San Diego 3:25p

Seattle at San Francisco..... 3:25p

^ Sunday night game in Week 17 TBD

* Sunday night games in Weeks 5-15 subject to change

POSTSEASON

January 7-8, 2017

AFC-NFC Wild Card Playoffs

January 14-15, 2017

AFC-NFC Divisional Playoffs

Sunday, January 22, 2017

AFC-NFC Championship Games

Sunday, February 5, 2017

Super Bowl LI, Houston (FOX)



CHICAGO BEARS MEDIA GUIDE INDEX

100-Yard Receiving Games.....	288-291
100-Yard Rushing Games.....	285-287
2015 Defense and Special Teams Stats.....	180
2015 Final Statistics.....	178-179
2015 Game Summaries.....	186-193
2015 Individual Game Highs.....	183
2015 NFL Standings.....	194
2015 Participation Chart.....	181-182
2015 Preseason Statistics.....	185
2015 Starting Lineups.....	184
2015 Week-by-Week Leaders.....	182
2016-17 NFL Calendar.....	482
300-Yard Passing Games.....	292-293
Acho, Sam.....	50-52
All-Pros, Bears First-Team.....	456
Amos, Adrian.....	53
Anderson, Jonathan.....	54
Assistant Coaches, All-Time.....	346-347
Attendance.....	271
Bears Care.....	479
Becton, Nick.....	55
Bellamy, Josh.....	56-57
Board of Directors.....	2
Bolden, Omar.....	58-59
Braverman, Daniel.....	166
Breske, Nate.....	38
Brewer, Aaron.....	60
Broadcasting, Chicago Bears.....	476-477
Bullard, Jonathan.....	160
Bush, Deon.....	162
Butler, Jerry.....	38
Callahan, Bryce.....	61
Career Leaders.....	253-256
Carey, Ka'Deem.....	62-63
Chandler, Nate.....	64
Christmas Day, Bears on.....	454
Community Relations.....	480-481
Cutler, Jay.....	65-70
Desai, Sean.....	19
Donatelli, Ed.....	20
Draft Picks, All-Time First-Round.....	294-295
Drafts, All-Time Bears.....	296-305
Drayton, Stan.....	21
Ed Block Courage Award.....	462
Fales, David.....	71
Fangio, Vic.....	15-16
Ferguson, Ego.....	72-73
Floyd, Leonard.....	158
Fox, John.....	11-14
Freeman, Jerrell.....	74-75
Fuller, Kyle.....	76-77
Garnes, Sam.....	22
George, Jason.....	34-35
Gibson, Jenn.....	34
Goldman, Eddie.....	78
Gould, Robbie.....	79-83
Grasu, Hroniss.....	84
Halas Hall.....	470-471
Hall of Famers, Bears.....	265-270
Hall, Deiondre.....	163
Hicks, Akiem.....	85-86
Hightower, Richard.....	23
Historical Biographies.....	263-264
Historical Highlights, Bears.....	258-262
Housler, Rob.....	87-88
Houston-Carson, DeAndre.....	165
Houston, Lamarr.....	89-90
How they got to the NFL/Chicago.....	176
Howard, Jordan.....	164
Hoyer, Brian.....	91-93
Hurst, Demontre.....	94
Hurt, Clint.....	24
Illinois High School Bears.....	335
Interception Leaders, Annual.....	282
Jeffery, Alshon.....	95-96
Jersey Numbers, All-Time Bears.....	306-318
Johnson, Curtis.....	25
Jones-Quartey, Harold.....	99
Jones, Christian.....	97-98
Kelly, Champ.....	37
Kickoff Return Leaders, Annual.....	281
Kwiatkowski, Nick.....	161
Laine, Joseph.....	37-38
Langford, Jeremy.....	100-101
Larsen, Ted.....	102
Last Time.....	196-205
Lee, Khari.....	103
Leno, Charles.....	104
Loggains, Dowell.....	17
Long, Kyle.....	105
Lucas, Josh.....	36
Magazu, Dave.....	26-27
Mariani, Marc.....	106-108
Massie, Bobby.....	109

McCaskey, Chairman George H.....	6
McDaniels, Ben.....	28
McManis, Sherrick.....	110-111
McPhee, Pernell.....	112-114
Media Information.....	474
Medlin, Tony.....	39
Meredith, Cameron.....	115
Military Service Honor Roll, Bears.....	336
Miller, Zach.....	116-117
Moeaki, Tony.....	118-119
Monday Night Football, Bears on.....	450-451
New Year's Day, Bears on.....	454
NFL Public Relations Directory.....	482
Ngo, Pierre.....	35
O'Donnell, Pat.....	120-121
Office Staff.....	40-48
Overtime, Bears Record in.....	454-455
Pace, General Manager Ryan.....	9-10
Passing Leaders, Annual.....	274-275
Perry, Rick.....	35
Phillips, President & CEO Ted.....	7-8
Piccolo Award, Brian.....	461
Pires, Glenn.....	29
Players with Pro Experience.....	150-156
Playoff Game Summaries, Bears.....	355-378
Porter, Tracy.....	122-124
Postseason Records, Individual.....	240-243
Postseason Results, Bears.....	354
Practice Squad to 53-man Roster.....	345
Practice Squad, All-Time.....	343-344
Preseason Results, Year-by-Year.....	348-353
Preseason Schedule, 2016 NFL.....	483
Pro Bowl, Bears in the.....	457-459
Prosinski, Chris.....	125-126
Punt Return Leaders, Annual.....	280
Punting Leaders, Annual.....	283
Quarterback Ratings, Highest.....	275
Quarterbacks Starting Records.....	276-277
Radio, Bears.....	475
Ragone, Dave.....	30
Receiving Leaders, Annual.....	278-279
Records-Defense, Postseason Team.....	251-252
Records-Defense, Team.....	232-239
Records-Offense, Postseason Team.....	244-250
Records-Offense, Team.....	223-231
Records, Individual.....	208-219
Records, Individual Rookie.....	206-207
Records, Opponent's Individual.....	220-222
Records, Team-by-Team Series.....	437-449
Results, Year-by-Year, All-Time.....	379-434
Rodgers, Jacquizz.....	127-129
Rodgers, Jay.....	31
Rodgers, Jeff.....	18
Roster, All-Time Bears.....	319-334
Roster, First-Year/Rookie.....	174
Roster, Veteran.....	175
Royal, Eddie.....	130-134
Rushing Leaders, Annual.....	273
Sacks Leaders, Annual.....	284
Sadowski, Mark.....	36
Schedule, 2016 NFL Regular Season.....	484-485
Scoring Leaders, Annual.....	272
Seating Charts, Parking &.....	469
Smith, Frank.....	32
Soldier Field.....	464-468
Stadium Codes.....	436
Staff Directory.....	3-5
Staley.....	472
Sunday Night Football, Bears on.....	452
Sutton, Will.....	135
Table of Contents.....	1
Team-by-Team Summary.....	435
Thanksgiving Day, Bears on.....	454
Thompson, Deonte.....	136-137
Thursday Night Football, Bears on.....	453
Timu, John.....	138
Trades, All-Time.....	337-342
Training Camp Information.....	473
Trevathan, Danny.....	139-140
Undrafted Free Agents.....	167-173
Unrein, Mitch.....	141-142
Walter Payton Man of the Year Award.....	460
Washington, Cornelius.....	143
White, Kevin.....	144
Whitehair, Cody.....	159
Wilkinson, Ben.....	33
Wilson, Marquess.....	145-146
Young, Willie.....	147-149

INFORMATION BOXES

1,000-Yard Receivers.....	70
1,000-Yard Rushing Seasons.....	222
2015 Quarter-by-Quarter Scoring.....	16
2016 Opponent Quick Facts.....	28

2016 Opponents.....	22
2016 Road Opener.....	19
300-Yard Passing Games.....	292
3000-Yard Passers.....	440
Aikman Efficiency Ratings.....	7
Air Miles for the 2016 Season.....	148
Bear Down, Chicago Bears.....	446
Bears Headquarters, History of.....	471
Bears in Primetime.....	23
Bears on the Road.....	24
Bears Share.....	34
Blown Leads.....	126
Captains, Bears Team.....	52
Championship Leaders.....	383
College Accolades.....	342
Come-From-Behind Wins.....	113
Contract Expiration.....	115
Cutler's Comebacks.....	73
Defensive Turnaround.....	111
Directions to Halas Hall.....	8
Divisional Challenge.....	449
Drafted Players, Most by Position.....	305
Draftees by School, Most.....	161
Draftees, Most by College.....	295
Ed Block Courage Award Winners.....	462
Ed McCaskey Memorial Garden/Payton Center.....	470
Emmy Awards.....	87
Field Goals Made, Robbie Gould.....	179
Flex Scheduling.....	25
Franchise Moves.....	386
Free Agent Signings.....	10
General Managers, All-Time.....	9
George Halas Statue.....	26
Gould Record.....	83
Hall of Fame Partners.....	465
Hall of Famers, by Franchise.....	270
Hall of Famers, Championship Team.....	266-269
Head Coaches, Bears All-Time.....	55
Helmetless Player, Last.....	347
Hester, Devin; All-Time Return TDs.....	57
Homes of the Bears.....	46
Illinois High School Bears Breakdown.....	336
Injured Reserve.....	210
International Games.....	448
Kickoff Weekend.....	17
Kickoff Weekend Wins.....	77
Longest Plays at Soldier Field.....	220
Longest Winning/Losing Streaks.....	221
Monday Night Football Records, by team.....	451
Naming the Bears.....	250
Net Punt Average.....	121
NFC Central Standings, All-Time.....	334
NFC North Standings, All-Time.....	32
Notable Bears First Three Years Tackle Totals.....	146
Offensive Linemen Scores.....	33
Offensive Production.....	103
Opening-Day Rookie Starters.....	62
Physicians.....	39
Piccolo Award Winners.....	461
Playoff Appearances.....	30
Playoff Record, Bears.....	354
Porter's PBUs.....	123
Pro Bowl Appearances, Bears.....	98
Pro Bowl Selections, Most Individual.....	290
Pronunciation Guide.....	174
QB Rating Formula.....	277
QB's Passing TD on First Postseason Attempt.....	64
Record, Bears by Stadium.....	385
Record, Bears vs. Extinct Franchises.....	436
Retired Numbers.....	384
Road Headquarters, Bears 2016 Hotels.....	474
Rookie Impact.....	101
Rookie QB Performances.....	144
Rookie Starters.....	134
Rookie Starters Through the Years.....	137
Sack Trio.....	114
Sacks, Double Digits.....	447
Scoring Leader, 2015.....	272
Season Opener, at Houston.....	80
Shutouts.....	219
Special Teams in the Rankings.....	231
Sunday Night Football Records, by team.....	453
Super Bowl TV Audiences.....	439
Super Bowls, Future.....	4
Tackles, Year-by-Year Leaders.....	136
Takeaways/Giveaways.....	318
Tickets and Travel.....	27
Uniform, Bears.....	6
Walter Payton Man of the Year Nominees.....	460
Weather, Cold.....	262
Weather, Windy City.....	284
Wrigley Record.....	443



**OFFICIAL BEER
PARTNER OF YOUR
CHICAGO BEARS**



©2016 MILLER BREWING CO., MILWAUKEE, WI



STAY CONNECTED WITH THE CHICAGO BEARS ON:



Chicago Bears Official App
brought to you by Verizon



@ChicagoBears
for official team news



Chicago Bears

@ChiBearsPromos
for offers, events & player appearances



ChicagoBears

@InsideTheBears
for behind-the-scenes stories



ChicagoBearsNFL

@BearsOutreach
for community news



Official Chicago Bears

CHICAGOBEARS.COM

The Official Website of the Chicago Bears